

# Organic & Biomolecular Chemistry

Accepted Manuscript



This is an *Accepted Manuscript*, which has been through the Royal Society of Chemistry peer review process and has been accepted for publication.

*Accepted Manuscripts* are published online shortly after acceptance, before technical editing, formatting and proof reading. Using this free service, authors can make their results available to the community, in citable form, before we publish the edited article. We will replace this *Accepted Manuscript* with the edited and formatted *Advance Article* as soon as it is available.

You can find more information about *Accepted Manuscripts* in the [Information for Authors](#).

Please note that technical editing may introduce minor changes to the text and/or graphics, which may alter content. The journal's standard [Terms & Conditions](#) and the [Ethical guidelines](#) still apply. In no event shall the Royal Society of Chemistry be held responsible for any errors or omissions in this *Accepted Manuscript* or any consequences arising from the use of any information it contains.



## A Unprecedented Pd-catalyzed Decarboxylative Coupling Reaction of Aromatic Carboxylic Acids in Aqueous Medium under Air: Synthesis of 3-Aryl-imidazo[1,2-a]pyridines from Aryl Chlorides

Received 00th January 20xx,  
Accepted 00th January 20xx

DOI: 10.1039/x0xx00000x

www.rsc.org/

Bing Mu,<sup>a, b</sup> Yusheng Wu,<sup>\* a, c, e</sup> Jingya Li,<sup>c, d</sup> Dapeng Zou,<sup>a</sup> Junbiao, Chang<sup>a</sup> and Yangjie Wu<sup>a</sup>

An efficient and practical protocol for palladium-catalyzed decarboxylative arylation of imidazo[1,2-a]pyridine-3-carboxylic acids with aryl chlorides has been developed. Note that the reaction could proceed smoothly without the additive in aqueous medium under ambient atmosphere, and the addition of H<sub>2</sub>O could effectively promote the decarboxylative arylation. Particularly noteworthy is that these results represent the first examples of Pd-catalyzed decarboxylative coupling reactions of (hetero) aromatic carboxylic acids in aqueous medium under air, and the first successful examples of the synthesis of 3-aryl-imidazo[1,2-a]pyridines using cheap, diverse aryl chlorides and heteroaryl chlorides as the starting materials.

### Introduction

Imidazo[1,2-a]pyridines are one of the most important classes of organic compounds due to the abundance of the imidazo[1,2-a]pyridine structural motif in agrochemical,<sup>1</sup> functional materials,<sup>2</sup> and pharmaceutical products.<sup>3</sup> In particular, 3-arylimidazo[1,2-a]pyridines show excellent anti-inflammatory,<sup>4</sup> anticancer,<sup>5</sup> antiprotazoal,<sup>6</sup> antibacterial,<sup>7</sup> antiulcer,<sup>8</sup> antiviral,<sup>9</sup> and antifungal activities.<sup>10</sup> Owing to the attractive biological properties of 3-arylimidazo[1,2-a]pyridine derivatives, a variety of synthetic strategies have been developed for the construction of 3-arylimidazo[1,2-a]pyridine scaffolds. The traditional route to 3-arylimidazo[1,2-a]pyridines such as the condensation between 2-aminopyridines and 2-bromo-1,2-diarylethanone,<sup>11-14</sup> and oxidative coupling of 2-aminopyridine with nitroalkenes<sup>15</sup>/alkyne<sup>16</sup>/chalcone<sup>17</sup>, usually suffers from the prior preparation of original materials and the limited substrate scope, thus restraining the applications of these methodologies. Additionally Suzuki-type cross-coupling between 3-halo-2-arylimidazo[1,2-a]pyridines and arylboronic acid, is also important strategy for the synthesis of these derivatives.<sup>18-22</sup> However, the reaction usually need the

preactivation of organoboron nucleophiles and aryl iodides/aryl bromides that are often not commercially available and severe environmental problems. Very recently, a more streamlined and attractive strategy is established in which the reaction can proceed via C-H arylations of imidazo[1,2-a]pyridines at C-3,<sup>23</sup> but these reactions were usually performed efficiently in dry organic solvents under nitrogen atmosphere, and the substrate scope is mainly limited to aryl iodides/bromides or C2-substituted imidazo[1,2-a]pyridines.<sup>24-29</sup>

In the past few years, a rapidly growing number of the decarboxylative coupling reactions as a new synthetic strategy have been reported that give access to various valuable product classes,<sup>30-33</sup> since carboxylic acids have distinguishing features of solid-state without pungent smell, non-toxicity, low cost, ready availability, easy storage, transport and handle.<sup>34-37</sup> However, Pd-catalyzed decarboxylative coupling reactions of (hetero) aromatic carboxylic acids in aqueous medium under air have not been reported, as far as we know. Therefore, Pd-catalyzed decarboxylative coupling reactions in aqueous solvent would be rich in challenges. To the best of our knowledge, the decarboxylative coupling of imidazo[1,2-a]pyridine-3-carboxylic acids with aryl halides was only reported by Lee on the syntheses of 3-arylimidazo[1,2-a]pyridine derivatives.<sup>38</sup> The method suffers from significant moisture and air sensitivity, and the substrate scope is mainly limited to arylbromides.

Therefore, a catalyst system which allows the construction of C2-unsubstituted 3-arylimidazo[1,2-a]pyridine derivatives in aqueous medium under air, and makes the coupling partner more economical and practical is still in demand since such

<sup>a</sup>The College of Chemistry and Molecular Engineering, Zhengzhou University, Zhengzhou, PR China.

<sup>b</sup>The College of Chemistry and Chemical Engineering, Zhengzhou Normal University, Zhengzhou 450044, PR China.

<sup>c</sup>Collaborative Innovation Center of New Drug Research and Safety Evaluation, Henan Province.

<sup>d</sup>Tetranov Biopharm, LLC, 75 Daxue Road, Zhengzhou, PR China.

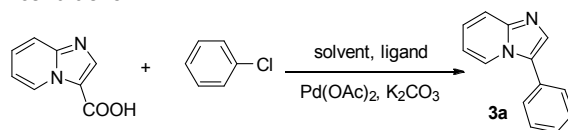
<sup>e</sup>Tetranov International, Inc., 100 Jersey Avenue, Suite A340, New Brunswick, NJ 08901, USA.

E-mail: yusheng.wu@tetranovglobal.com; Fax: +1 732 253 7327; Tel: +1 732 253 7326

Electronic Supplementary Information (ESI) available: [details of any supplementary information available should be included here]. See DOI: 10.1039/x0xx00000x

## Organic &amp; Biomolecular Chemistry

## ARTICLE

Table 1. Optimization of the reaction conditions.<sup>a</sup>

Entry	Ligand	Solvent	Temp (°C)	Yield (%) <sup>b</sup>
1 <sup>d,e</sup>	PCy <sub>3</sub>	DMA	160	91 <sup>c</sup>
2 <sup>e</sup>	PCy <sub>3</sub>	DMA	160	52
3 <sup>d</sup>	PCy <sub>3</sub>	DMA	160	61
4	PCy <sub>3</sub>	DMA	160	70
5	PCy <sub>3</sub>	DMA	150	26
6	PCy <sub>3</sub>	DMF	150	20
7	PCy <sub>3</sub>	DMSO	150	Trace
8	PCy <sub>3</sub>	Dioxane	110	Trace
9	PCy <sub>3</sub>	DMA/H <sub>2</sub> O (40/1)	150	67
10	PCy <sub>3</sub>	DMA/H <sub>2</sub> O (3/1)	150	5
11	PCy <sub>3</sub>	Xylene/H <sub>2</sub> O (1/1)	120	NR
12	S-Phos	DMA/H <sub>2</sub> O (40/1)	150	81
13 <sup>f</sup>	S-Phos	DMA/H <sub>2</sub> O (40/1)	150	100 (96 <sup>c</sup> )
14 <sup>f</sup>	X-Phos	DMA/H <sub>2</sub> O (40/1)	150	59
15 <sup>f</sup>	Ru-Phos	DMA/H <sub>2</sub> O (40/1)	150	30
16 <sup>f</sup>	S-Phos	DMA/H <sub>2</sub> O (40/1)	140	11

<sup>a</sup> Reaction conditions: 0.3 mmol of imidazo[1,2-a]pyridine-3-carboxylic acid, 0.9 mmol of chlorobenzene, 0.9 mmol of K<sub>2</sub>CO<sub>3</sub>, 5 mol% of Pd(OAc)<sub>2</sub>, 6 mol% of ligand, and 4 mL of solvent under air for 24 h. <sup>b</sup> GC yields. <sup>c</sup> Isolated yields.

<sup>d</sup> 0.15mmol of Cu<sub>2</sub>O. <sup>e</sup> 4 mL of dry DMA, 200 mg of 4 Å molecular sieve, under nitrogen. <sup>f</sup> 7.5 mol% of ligand.

catalyst system has the potential to be used in industrial process. In continuing our former works on palladium-catalyzed decarboxylative cross-coupling reactions,<sup>39</sup> herein, we attempt to develop a convenient and efficient protocol for the synthesis of 3-aryl-imidazo[1,2-a]pyridines in aqueous medium under air via palladium-catalyzed decarboxylative coupling of imidazo[1,2-a]pyridine-3-carboxylic acids with cheap aryl/heteroaryl chlorides.

## Results and discussion

The decarboxylative cross-coupling reaction of imidazo[1,2-a]pyridine-3-carboxylic acid with chlorobenzene was chosen as model reaction to optimize the reaction conditions as shown in

Table 1. To make our present methodology more convenient and practical, we initiated our studies by examining the influence of moisture and air on the conversion. First, we performed the reaction in dry DMA under nitrogen in the presence of 0.5 equiv of Cu<sub>2</sub>O at 160 °C, and the desired product was obtained in 91% isolated yield (entry 1). With the same reaction conditions above, only 52% GC yield was obtained in the absence of Cu<sub>2</sub>O (entry 2). Then, we carried out the reaction in DMA under air at 160 °C with Cu<sub>2</sub>O, and the desired coupling product was obtained in 61% yields (entry 3). However, the yields increased slightly without Cu<sub>2</sub>O in 70% yield, indicating that the addition of Cu<sub>2</sub>O is not necessary under air (entry 4). Lowering the reaction temperature to 150

°C led to poor substrate conversion (entry 4 vs entry 5). Subsequently, the effects of different solvents were tested at 150 °C, and no improvement of the yield was observed (entries 6-8). To our delight, the yields significantly changed with the addition of H<sub>2</sub>O to these catalytic systems (entry 9). However, when the reaction was conducted in DMA/H<sub>2</sub>O (3:1), only trace amounts of product 3a were detected (entry 10). Obviously, DMA/H<sub>2</sub>O (40:1) as the solvent is best choice for this reaction (entries 5-11). Then, a variety of bases were investigated, such as K<sub>2</sub>CO<sub>3</sub>, Na<sub>2</sub>CO<sub>3</sub>, KOAc, K<sub>3</sub>PO<sub>4</sub>·7H<sub>2</sub>O, Cs<sub>2</sub>CO<sub>3</sub> and KO<sup>t</sup>Bu (see Table S1 in Supporting Information). K<sub>2</sub>CO<sub>3</sub> was identified as the best base. Other ligands such as S-Phos, X-Phos, Ru-Phos were also screened (Figure 2), and obviously, S-Phos was more effective than the other ligands in this reaction affording a 96% isolated yield (entries 12-15). Finally, the replacement of Pd(OAc)<sub>2</sub> with PdCl<sub>2</sub>, Pd<sub>2</sub>(dba)<sub>3</sub>, Pd(acac)<sub>2</sub> or Pd(CF<sub>3</sub>CO<sub>2</sub>)<sub>2</sub> leads to a drop in yield (see Table S1 in Supporting Information).

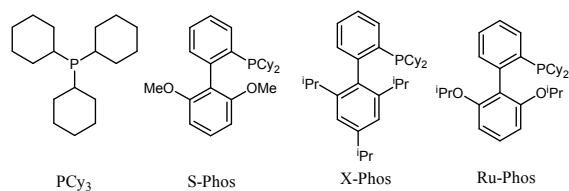
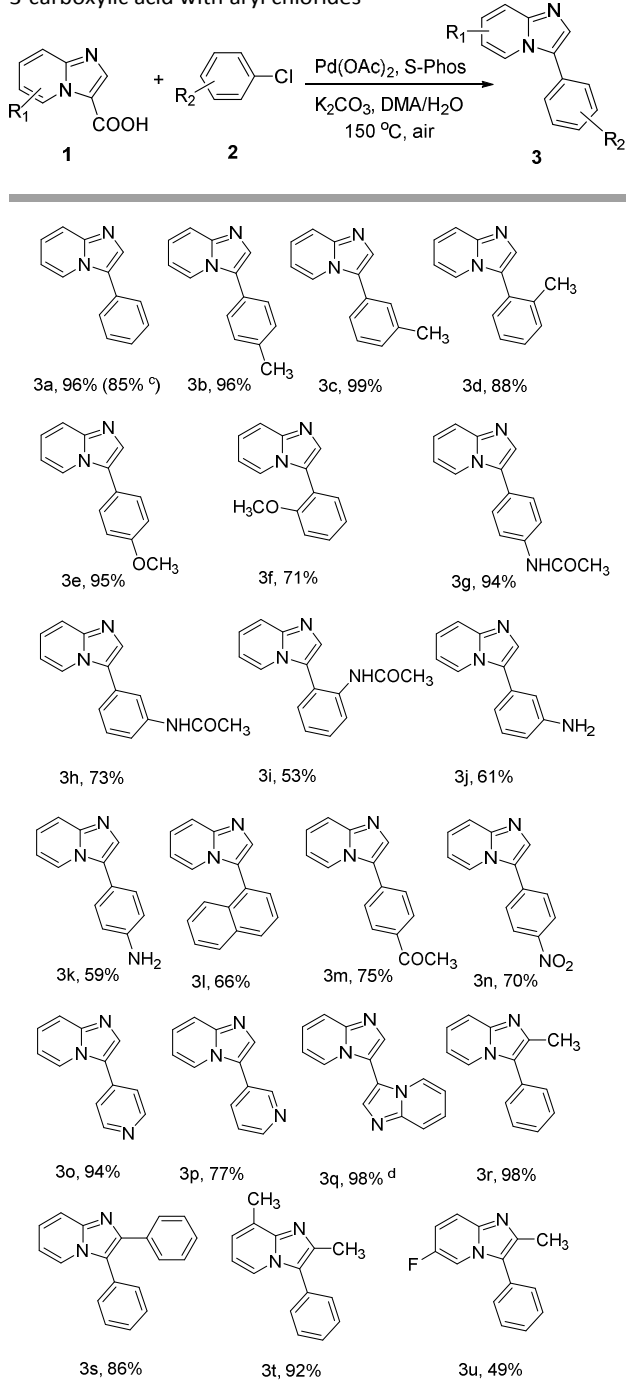


Figure 1. Various ligands used in Pd-catalyzed decarboxylative arylation

With the optimized conditions in hand, the scope of the coupling of aryl chlorides with imidazo[1,2-a]pyridine-3-carboxylic acid is summarized in Scheme 1. The para-substituted aryl chlorides such as 4-chlorotoluene, 4-chloroanisole or 4-chloroacetanilide gave the corresponding products in 94-96% yields (products 3b, 3e and 3g). Electron-deficient aryl chlorides such as 4-chloroacetophenone or 4-chloronitrobenzene gave the coupling product in 75 and 70% yields, respectively (products 3m and 3n). 4-Chloroaniline and 1-chloronaphthalene was also found to be suitable coupling partner, and gave the product in 59% and 66% yields, respectively (products 3k, 3l). For meta or ortho-substituted aryl chlorides such as 2-chloroanisole, 3-chloroacetanilide, 2-chloroacetanilide or 3-chloroaniline, products 3f, 3h-j were obtained in slightly lower yields of 53-73%. Notably, the sterically hindered 2-chlorotoluene and 3-chlorotoluene also proceeded smoothly, giving the desired arylation products 3d and 3c in 88% and 99% yields, respectively. Moreover, heteroaromatic chlorides such as 4-chloropyridine and 3-chloropyridine were also reactive partners in this coupling to give the product in 94 and 77% yields, respectively (products 3o and 3p). Subsequently, the scope of imidazo[1,2-a]pyridine-3-carboxylic acids was also explored, and the results are summarized in Scheme 1. For example, 2-methyl, 2-phenyl and 2,8-dimethyl imidazo[1,2-a]pyridine-3-carboxylic acids could be efficiently converted into the corresponding products in good yields (products 3r-3t). However, 6-fluoroimidazo[1,2-a]pyridine-3-carboxylic acid had a relatively lower reactivity,

Scheme 1. Decarboxylative arylation of imidazo[1,2-a]pyridine-3-carboxylic acid with aryl chlorides <sup>a, b</sup>

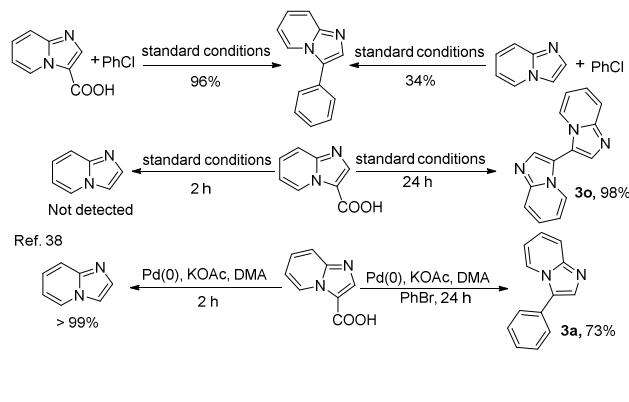


<sup>a</sup> Reaction conditions: 0.3 mmol of imidazo[1,2-a]pyridine-3-carboxylic acid, 0.9 mmol of aryl chlorides, 0.9 mmol of K<sub>2</sub>CO<sub>3</sub>, 5 mol% of Pd(OAc)<sub>2</sub>, 7.5 mol% of S-Phos, 4 mL of DMA, and 0.1 mL of H<sub>2</sub>O at 150 °C under air for 24 h. <sup>b</sup> Isolated yields. <sup>c</sup> 6.2 mmol (1.0 g) of imidazo[1,2-a]pyridine-3-carboxylic acid. <sup>d</sup> Without aryl chlorides.

only affording the product in moderate yield (product 3u). To

demonstrate the scalability of the reaction, we chose the decarboxylative arylation of imidazo[1,2-a]pyridine-3-carboxylic acid with chlorobenzene on a 1.0 g scale. The desired product was isolated in 85% yield (product 3a).

Scheme 2. Comparative experiments of different reaction conditions

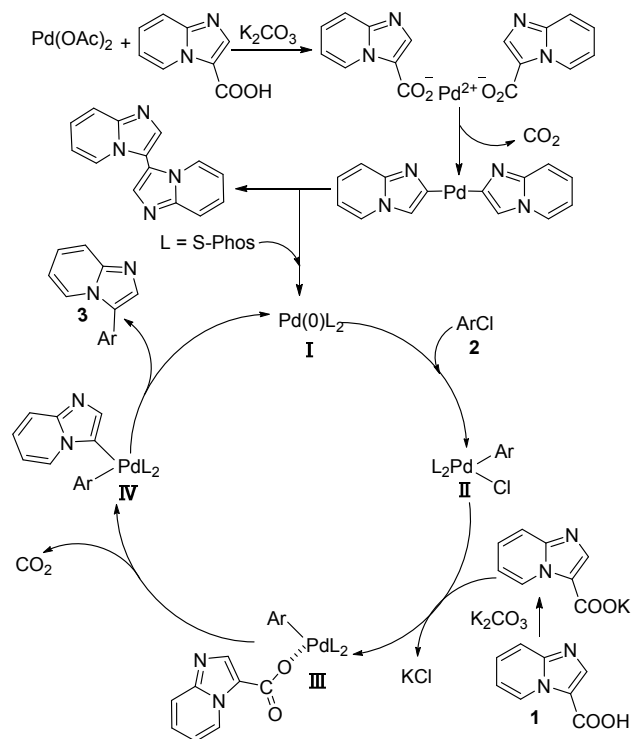


Finally, the investigation was aimed at revealing the decarboxylative arylation of imidazo[1,2-a]pyridine-3-carboxylic acid as shown in Scheme 2. With the optimized conditions, the decarboxylative arylation of imidazo[1,2-a]pyridine-3-carboxylic acid with chlorobenzene gave the product in 96% yield, but the direct arylation of imidazo[1,2-a]pyridine with chlorobenzene was still very sluggish, affording only a 34% GC yield of the arylation product. Under the same conditions without added aryl chlorides, imidazo[1,2-a]pyridine from hydrodecarboxylation of imidazo[1,2-a]pyridine-3-carboxylic acid was not also detected for 2 h, and decarboxylative homocoupling of imidazo[1,2-a]pyridine-3-carboxylic acid was performed in 98% yield for 24 h. On the basis of the previous reports,<sup>38</sup> the decarboxylative arylation of imidazo[1,2-a]pyridine-3-carboxylic acid with bromobenzene gave the product in 73% yield for 24 h, and without added aryl chlorides imidazo[1,2-a]pyridine from hydrodecarboxylation of imidazo[1,2-a]pyridine-3-carboxylic acid was afforded in high yield of 99% for 2 h. The results indicated that the arylation products of imidazo[1,2-a]pyridine-3-carboxylic acid were generated not by the hydrodecarboxylation in our catalytic system.

On the basis of the above-mentioned results, a possible mechanism of palladium-catalyzed decarboxylative arylation is outlined in Scheme 3. The first step would be the release of Pd(0) species from Pd(OAc)<sub>2</sub>, which is possibly through ligand-exchange of imidazo[1,2-a]pyridine-3-carboxylic acid with acetic acid anion followed by the decarboxylative reaction and reductive elimination to afford the homocoupling product and the catalytically active Pd(0)L<sub>2</sub> (I) with the assist of phosphine ligand. Then, the oxidative addition of aryl chloride (2) to Pd(0)L<sub>2</sub> would take place to form the intermediate II. Subsequently, the ligand-exchange reaction between

intermediate II and carboxylic acid anion which was generated by the reaction of carboxylic acid and K<sub>2</sub>CO<sub>3</sub> could occur to afford intermediate III. After the intermediate III underwent the decarboxylative reaction to release one molecular CO<sub>2</sub> to form the intermediate IV, the reductive elimination of the intermediate IV would afford the corresponding products (3) and regenerate the catalytically active catalyst Pd(0)L<sub>2</sub> to fulfill the catalytic cycle.

Scheme 3. Proposed mechanism of palladium-catalyzed decarboxylative arylation



## Experimental

### General Procedure for Palladium-catalyzed decarboxylative arylation of imidazo[1,2-a]pyridine-3-carboxylic acid with aryl chlorides

Imidazo[1,2-a]pyridine-3-carboxylic acid (0.3 mmol), aryl chloride (0.9 mmol, 3 equiv), K<sub>2</sub>CO<sub>3</sub> (0.9 mmol, 3 equiv), Pd(OAc)<sub>2</sub> (5 mol %) and S-phos (7.5 mol %) were added to a 10 mL round-bottomed flask, and then a mixed solvent of 4.0 mL of DMA and 0.1 mL of H<sub>2</sub>O was added. The mixture was stirred at 150 °C for 24 h under air. After the reaction was complete, the mixture was washed with water and extracted with ethyl acetate three times. The combined organic layer was dried with anhydrous MgSO<sub>4</sub> and filtered. The filtrate was concentrated in vacuo. The crude product was purified by flash chromatography on silica gel using ethyl acetate or hexane/ethyl acetate as the eluent to give the pure product.



The products were characterized by  $^1\text{H}$  NMR,  $^{13}\text{C}$  NMR, m.p., MS and HRMS.

## Conclusions

In conclusion, we have developed an efficient and facile protocol for the synthesis of 3-aryl-imidazo[1,2-a]pyridines via palladium-catalyzed decarboxylative arylation of imidazo[1,2-a]pyridine-3-carboxylic acids with aryl chlorides. It is worth noting that the reaction proceeded smoothly without the additive in aqueous medium under ambient atmosphere, and the scope of the substrate could be extended to electron-poor, electron-neutral, electron-rich, even sterically hindered aryl chlorides and aromatic heterocyclic chlorides. Remarkably, the decarboxylative arylation was quite effectively promoted by the addition of  $\text{H}_2\text{O}$ . This economical and practical synthetic protocol for 3-arylimidazo[1,2-a]pyridines may have wide applications to the industrial process in the future.

## Acknowledgements

We are grateful to the Research Program of Fundamental and Advanced Technology of Henan Province (122300413203), Technology Research and Development Funds of Zhengzhou (141PRCY516), Postdoctoral Science Foundation of Henan Province (2014003), and the Science and Technology Foundation of Zhengzhou Science and Technology Bureau (131PPTGC419-3) for financial support.

## References

- U. Egner, K. P. Gerbling, G. A. Hoyer, G. Krüger and P. Wegner, *Pestic. Sci.*, 1996, **47**, 145.
- J. S. Bae, D. W. Lee, D. H. Lee and D. S. Jeong, *PCT Int. Appl.*, WO2007011163A1, 2007.
- G. C. Moraski, L. D. Markley, P. A. Hipskind, H. Boshoff, S. Cho, S. G. Franzblau and M. J. Miller, *ACS Med. Chem. Lett.*, 2011, **2**, 466.
- R. B. Lacerda, C. K. de Lima, L. L. da Silva, N. C. Romeiro, A. L. Miranda, E. J. Barreiro and C. A. Fraga, *Bioorg. Med. Chem.*, 2009, **17**, 74.
- W. M. El-Sayed, W. A. Hussin, Y. S. Al-Faiyz and M. A. Ismail, *Eur. J. Pharmacol.*, 2013, **715**, 212.
- M. A. Ismail, R. K. Arafa, T. Wenzler, R. Brun, F. A. Tanious, W. D. Wilson and D. W. Boykin, *Bioorg. Med. Chem.*, 2008, **16**, 683.
- N. M. Shukla, D. B. Salunke, E. Yoo, C. A. Mutz, R. Balakrishna and S. A. David, *Bioorg. Med. Chem.*, 2012, **20**, 5850.
- J. J. Kaminski and A. M. Doweiko, *J. Med. Chem.*, 1997, **40**, 427.
- J. B. Véron, H. Allouchi, C. Enguehard-Gueiffier, R. Snoeck, G. Andrei, E. De Clercq and A. Gueiffier, *Bioorg. Med. Chem.*, 2008, **16**, 9536.
- Y. Rival, G. Grassy, A. Taudon and R. Ecalte, *Eur. J. Med. Chem.*, 1991, **26**, 13.
- C. Enguehard-Gueiffier, S. Musiu, N. Henry, J. B. Véron, S. Mavel, J. Neyts, P. Leyssen, J. Paeshuyse and A. Gueiffier, *Eur. J. Med. Chem.*, 2013, **64**, 448.
- J. G. Kettle, S. Brown, C. Crafter, B. R. Davies, P. Dudley, G. Fairley, P. Faulder, S. Fillery, H. Greenwood, J. Hawkins, M. James, K. Johnson, C. D. Lane, M. Pass, J. H. Pink, H. Plant and S. C. Cosulich, *J. Med. Chem.*, 2012, **55**, 1261.
- L. Yin, F. Erdmann and J. Liebscher, *J. Heterocycl. Chem.*, 2005, **42**, 1369.
- H. S. Patel, J. A. Linn, D. H. Drewry, D. A. Hillesheim, W. J. Zuercher and W. J. Hoekstra, *Tetrahedron Lett.*, 2003, **44**, 4077.
- K. Monir, A. K. Bagdi, M. Ghosh and A. Hajra, *Org. Lett.*, 2014, **16**, 4630.
- J. Zeng, Y. J. Tan, M. L. Leow and X. W. Liu, *Org. Lett.*, 2012, **14**, 4386.
- K. Monir, A. Bagdi, S. Mishra, A. Majee and A. Hajra, *Adv. Synth. Catal.*, 2014, **356**, 1105.
- S. C. Goodacre, L. J. Street, D. J. Hallett, J. M. Crawforth, S. Kelly, A. P. Owens, W. P. Blackaby, R. T. Lewis, J. Stanley, A. J. Smith, P. Ferris, B. Sohal, S. M. Cook, A. Pike, N. Brown, K. A. Wafford, G. Marshall, J. L. Castro and J. R. Atack, *J. Med. Chem.*, 2006, **49**, 35.
- C. Enguehard, J. L. Renou, V. Collot, M. Hervet, S. Rault and A. Gueiffier, *J. Org. Chem.*, 2000, **65**, 6572.
- M. Crawforth, S. C. Goodacre, D. J. Hallett, T. Harrison, A. P. Owens, M. Rowley and M. R. Teall, *PCT Int. Appl.*, WO 2001038326 A2, 2001.
- M. T. Bilodeau, M. E. Fraley and Z. Wu, *PCT Int. Appl.*, WO 2003092595 A2, 2003.
- N. Masuda, S. Miyamoto, S. Kikuchi, K. Samizu, F. Sato, Y. Shiina, W. Hamaguchi, R. Seo and T. Mihara, *PCT Int. Appl.*, WO 2012133607 A1, 2012.
- J. Yamaguchi, A. D. Yamaguchi and K. Itami, *Angew. Chem., Int. Ed.*, 2012, **51**, 8960.
- J. Lee, J. Chung, S. M. Byun, B. M. Kim and C. Lee, *Tetrahedron*, 2013, **69**, 5660.
- H. Y. Fu, L. Chen and H. Doucet, *J. Org. Chem.*, 2012, **77**, 4473.
- H. Cao, H. Y. Zhan, Y. G. Lin, X. L. Lin, Z. D. Du and H. F. Jiang, *Org. Lett.*, 2012, **14**, 1688.
- S. Marhadour, M. A. Bazin and P. Marchand, *Tetrahedron Lett.*, 2012, **53**, 297.
- H. Cao, Y. G. Lin, H. Y. Zhan, Z. D. Du, X. L. Lin, Q. M. Liang and H. Zhang, *RSC Adv.*, 2012, **2**, 5972.
- P. Y. Choy, K. C. Luk, Y. N. Wu, C. M. So, L. L. Wang and F. Y. Kwong, *J. Org. Chem.*, 2015, **80**, 1457.
- L. J. Goossen, F. Collet and K. Goossen, *Isr. J. Chem.*, 2010, **50**, 617.
- K. Park and S. Lee, *RSC Adv.*, 2013, **3**, 14165.
- N. Rodríguez and L. J. Goossen, *Chem. Soc. Rev.*, 2011, **40**, 5030.
- F. Bilodeau, M. C. Brochu, N. Guimond, K. H. Thesen and P. Forgione, *J. Org. Chem.*, 2010, **75**, 1550.
- D. Yu and Y. Zhang, *Green Chem.*, 2011, **13**, 1275.
- X. Zhang, W. Z. Zhang, X. Ren, L. L. Zhang and X. B. Lu, *Org. Lett.*, 2011, **13**, 2402.
- L. J. Goossen, N. Rodríguez, F. Manjolinho and P. P. Lange, *Adv. Synth. Catal.*, 2010, **352**, 2913.
- D. Yu, M. X. Tan and Y. Zhang, *Adv. Synth. Catal.*, 2012, **354**, 969.
- D. Nandi, Y. M. Jhou, J. Y. Lee, B. C. Kuo, C. Y. Liu, P. W. Huang and H. M. Lee, *J. Org. Chem.*, 2012, **77**, 9384.
- X. J. Li, D. P. Zou, F. Q. Leng, C. X. Sun, J. Y. Li, Y. J. Wu and Y. S. Wu, *Chem. Commun.*, 2013, **49**, 312.