

# Organic & Biomolecular Chemistry

Accepted Manuscript



This is an *Accepted Manuscript*, which has been through the Royal Society of Chemistry peer review process and has been accepted for publication.

*Accepted Manuscripts* are published online shortly after acceptance, before technical editing, formatting and proof reading. Using this free service, authors can make their results available to the community, in citable form, before we publish the edited article. We will replace this *Accepted Manuscript* with the edited and formatted *Advance Article* as soon as it is available.

You can find more information about *Accepted Manuscripts* in the [Information for Authors](#).

Please note that technical editing may introduce minor changes to the text and/or graphics, which may alter content. The journal's standard [Terms & Conditions](#) and the [Ethical guidelines](#) still apply. In no event shall the Royal Society of Chemistry be held responsible for any errors or omissions in this *Accepted Manuscript* or any consequences arising from the use of any information it contains.

# Substrate geometry controls the cyclization cascade in Multiproduct terpene synthases from *Zea mays*

Cite this: DOI: 10.1039/x0xx00000x

Abith Vattekkatte,<sup>a</sup> Nathalie Gatto,<sup>a</sup> Tobias G. Köllner,<sup>b</sup> Jörg Degenhardt,<sup>c</sup> Jonathan Gershenzon,<sup>b</sup> and Wilhelm Boland<sup>a\*</sup>

Received 00th January 2012,  
Accepted 00th January 2012

DOI: 10.1039/x0xx00000x

www.rsc.org/

Multiproduct terpene synthases TPS4-*B73* and TPS5-*Delprim* from maize (*Zea mays*) catalyze the conversion of farnesyl diphosphate (FDP) and geranyl diphosphate (GDP) into a complex mixture of sesquiterpenes and monoterpenes, respectively. Various isotopic and geometric isomers of natural substrates like (2*Z*)-[2-<sup>2</sup>H]- and [2,4,4,9,9,9-<sup>2</sup>H<sub>6</sub>]-GDP and (2*Z*,6*E*)-[2-<sup>2</sup>H]- and [2,4,4,13,13,13-<sup>2</sup>H<sub>6</sub>]-FDP were synthesized analogous to presumptive reaction intermediates. On incubation with labeled (2*Z*) substrates, TPS4 and TPS5 showed much lower kinetic isotope effects than the labeled (2*E*) substrates. Interestingly, the products arising from the deuterated (2*Z*)-precursors revealed a distinct preference for cyclic products and exhibited an enhanced turnover on comparison with natural (2*E*)-substrates. This increase in the efficiency due to (2*Z*) configuration emphasizes the rate limiting effect of the initial (2*E*) → (2*Z*) isomerization step in the reaction cascade of the multiproduct terpene synthases. Apart from turnover advantages, these results suggest that substrate geometry can be used as a tool to optimize the biosynthetic reaction cascade towards valuable cyclic terpenoids.

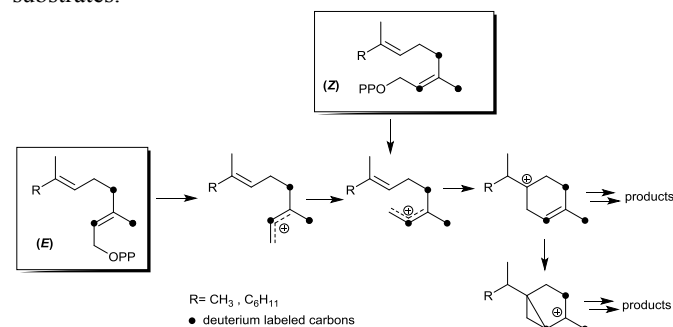
## Introduction

Plants produce a huge variety of secondary metabolites that continues to amaze both plant biologists and natural product chemists.<sup>1</sup> The largest group of plant secondary metabolites comprises the terpenes with more than 30,000 known compounds.<sup>2</sup> These molecules have applications ranging from flavor and fragrance to biological functions such as hormones, attractants for pollinators, or toxins.<sup>3</sup> In addition, the terpenoid composition shows major qualitative and quantitative variation among species and also within single species.<sup>4</sup> The structural diversity of terpenes is due to terpene synthases, enzymes that convert the prenyl diphosphate substrates like geranyl diphosphate (GDP, C<sub>10</sub>), farnesyl diphosphate (FDP, C<sub>15</sub>) and geranylgeranyl diphosphate (GGDP, C<sub>20</sub>) into monoterpenes (C<sub>10</sub>), sesquiterpenes (C<sub>15</sub>) and diterpenes (C<sub>20</sub>), respectively.<sup>2b</sup> Terpene synthases have been intensively investigated in recent decades and various cDNAs encoding plant terpene synthases responsible for the structural diversity have been characterized.<sup>5</sup>

Certain terpene synthases are known for their catalytic promiscuity. This catalytic promiscuity is due to a common electrophilic reaction mechanism which is important for deciphering evolution of enzymes and engineering future enzymatic catalysts.<sup>6</sup> One of the unique features of terpene synthases is their ability to produce multiple products from a single prenyl diphosphate substrate.<sup>7</sup> The δ-selinene synthase and the γ-humulene synthase from *Abies grandis* hold the present record by producing 52 and 34 different sesquiterpenes.<sup>8</sup> Despite their overall sequence diversity, terpene synthases possess several highly conserved amino acid residues.<sup>9</sup> An aspartate-rich DDxxD motif located at the entrance of the active site was shown to be involved in the binding of the metal ion-complexed diphosphate ester substrate.<sup>10</sup> In the N-terminal part of monoterpene synthases, two arginine residues are present that are believed to influence the isomerization of the initial substrate.<sup>11</sup>

Two closely related terpene synthase genes encoding multiproduct enzymes, namely TPS4 and TPS5, were recently cloned from *Zea mays*.<sup>12</sup> Both recombinant proteins accepted GDP and FDP as substrates and converted them into two types of cyclic products with cyclohexenyl- and bicyclo[3.1.0]hexyl moieties as common structural features (Scheme 1). Product

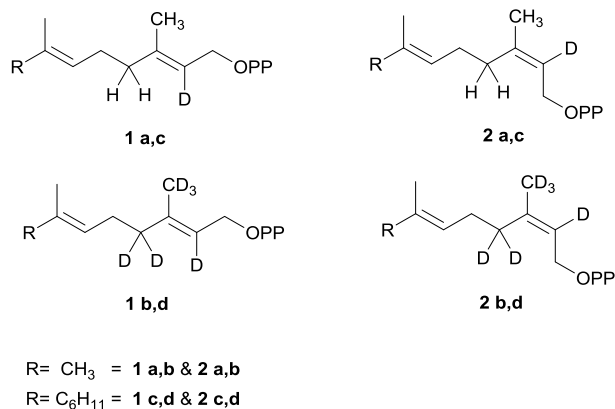
formation is achieved by initial isomerization of the substrate (*E*)-GDP or (*E*)-FDP into the tertiary allylic diphosphates (Scheme 1). After dissociation, the rearranged linalyl- or nerolidyl-cation cyclizes easily to a cyclohexenyl cation or by formation of a bicyclo[3.1.0]hexyl moiety stabilized in both cases by further deprotonation. Modeling of the TPS4 active site cavity and docking studies with cationic intermediates suggested that discrete steps of the reaction cascade are controlled by two different enzyme pockets.<sup>13</sup> We have recently reported about the kinetic isotope effects and enhanced formation of alcohols over olefinic products by deuterated precursors of (2*E*)-GDP and (2*E*,6*E*)-FDP as compared to natural substrates.<sup>14</sup>



**Scheme 1. Isotope sensitive branching strategy**

To reveal further details of the enzyme mechanism, we synthesized geranyl- and farnesyl diphosphates including both geometric isomers of the critical C(2)-C(3) bond (Scheme 1) using deuterium labels as a probe for isotope sensitive branching. We were interested in whether the cyclization of *cis*-isomers (2*Z*)-GDP (**2a-b**) and (2*Z*,6*E*) FDP (**2c-d**) would proceed via the same cascade as observed with their corresponding *trans*-substrates (**1a-d**). Most studies with FDP isomers and analogues with several sesquiterpene synthases to determine the mechanism of carbocation quenching<sup>15</sup> and the initial ionization-isomerization of all-*trans*-FDP for *cis*-*trans*-pathway-specific enzymes have compared their kinetic properties.<sup>13, 16</sup> Here, we describe the effects of substrate's conformation on the initial cyclization and the further course of individual protona-

tion and deprotonation reactions by means of deuterium labeling. In contrast to our previous study,<sup>14</sup> both TPS4 and TPS5 cyclize labeled (2*Z*,6*E*)-FDP (**2c-d**) and (2*Z*)-GDP (**2a-b**) showed quantitative difference in volatile composition as compared to natural substrates. Interestingly, they exhibited much higher turnover with (2*Z*) substrates (**2a-d**) than with their natural (2*E*) substrates (**1a-d**) and a reduced ratio of cyclic to acyclic products.

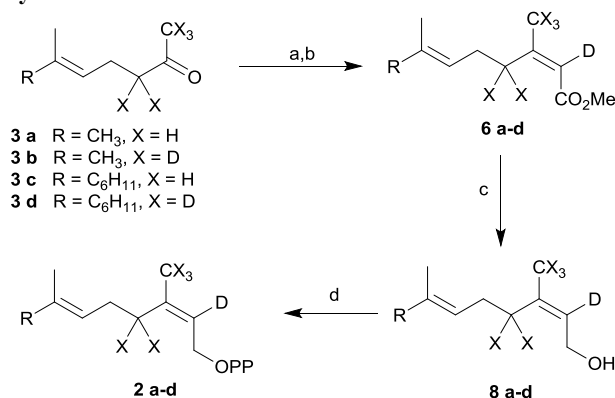


**Scheme 2: Monodeuterated and Hexadeuterated (2*E*)-GDP, FDP (**1a-d**) and (2*Z*)-GDP, FDP (**2a-d**)**

### Results and discussion

To study the rate limiting effects of the initial isomerization step catalyzed by TPS4 and TPS5 and their consequences for the reaction cascade we synthesized labeled substrates (**2a-d**) with deuterium atoms completely surrounding the C(3) cationic center of the key intermediates (Scheme 1). The deuterium labels serve to investigate the alterations in product distribution that might occur as a consequence of changing the geometry of the C2-C3 double bond, which undergoes isomerization in the reaction sequence. These product alterations depend on the nature of the initial carbocationic intermediates formed whose stability and ease of deprotonation may favor different reaction channels.

### Synthesis of substrates:



### Scheme 3: Synthesis of deuterated substrates

Reagents and conditions: (a) [2,2-<sup>2</sup>H<sub>2</sub>]-trimethylsilylacetic acid, 2 eq. mol. LDA, THF, -78°C to reflux; (b) Me<sub>2</sub>SO<sub>4</sub>, DIPEA; (c) DIBAL-H, CH<sub>2</sub>Cl<sub>2</sub>; (d) i) NBS, Me<sub>2</sub>S, CH<sub>2</sub>Cl<sub>2</sub>; (ii)

(Bu<sub>4</sub>N)<sub>3</sub>P<sub>2</sub>O<sub>7</sub>H, CH<sub>3</sub>CN; iii) ion exchange; iv) cellulose, CH<sub>3</sub>CN/NH<sub>4</sub>HCO<sub>3</sub>

[2-<sup>2</sup>H]- and [2,4,4,9,9,9-<sup>2</sup>H<sub>6</sub>]-GDP (**2a-b**) and [2-<sup>2</sup>H]- and [2,4,4,13,13,13-<sup>2</sup>H<sub>6</sub>]-FDP (**2c-d**) were prepared by modifying the protocol of Arigoni et al.<sup>17</sup> (Scheme 3 and Supporting Information). For hexadeuterated analogues, [1,1,1,3,3-<sup>2</sup>H<sub>5</sub>] ketones **3b** and **3d** were first prepared by proton-deuterium exchange reaction in MeOD in presence of DBN (1,5-diazabicyclo[4.3.0]non-5-ene).<sup>18</sup> Subsequent Peterson olefination of the ketones (**3a-d**) with [2,2-<sup>2</sup>H<sub>2</sub>]-trimethylsilylacetic acid **4** afforded a mixture of carboxylic acids, additionally labeled at C(2). After esterification, the isomers were easily separated by flash chromatography and provided the pure methyl esters (2*E*)-(**5a-d**) and (2*Z*)-(**6a-d**). Mono- and hexadeuterated alcohols (2*Z*)-(**8a-d**) were generated by reduction of the methyl esters with diisopropyl aluminium hydride. Labeled diphosphates were prepared according to Woodside et al.<sup>19</sup> and yielded the corresponding trisammonium (2*Z*)-geranyl diphosphates (**2a-b**) and trisammonium (2*Z*,6*E*)-farnesyl diphosphates (**2c-d**). The corresponding (2*E*) substrates (**1a-d**) were synthesized from (2*E*)-(**5a-d**) and have already been described.<sup>14</sup> This procedure provides an easy access to various labeled and unlabeled isomers of prenyl diphosphates.

### Enzymatic transformations of labeled GDP and FDP by TPS4 and TPS5

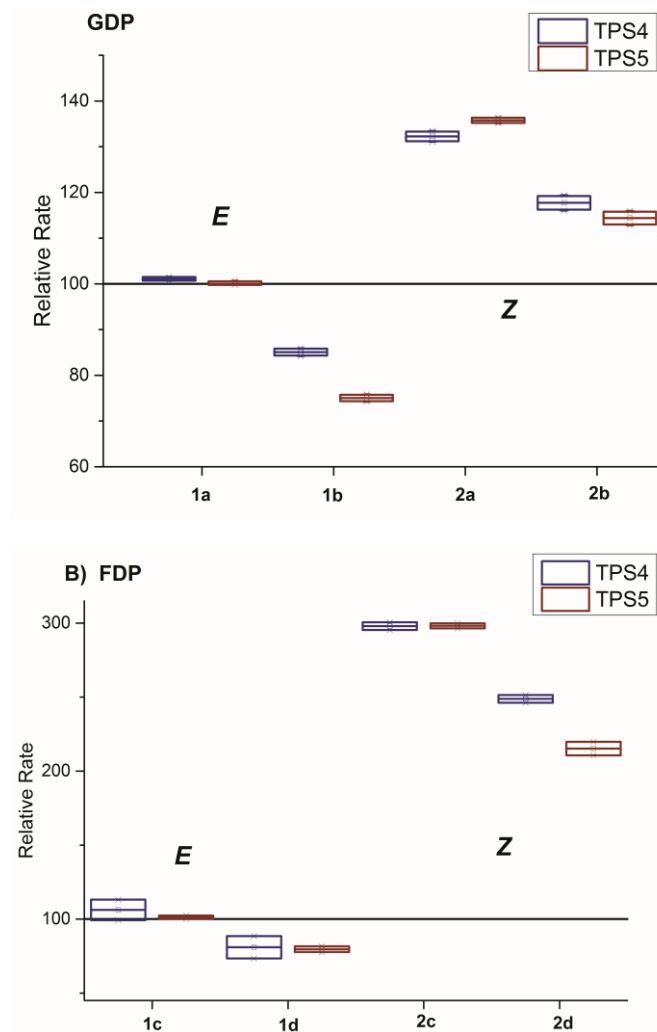
#### Impact of the substrate geometry on the catalytic turnover

Both maize terpene synthases, TPS4 from the variety *B73*, and TPS5 from *Delprim*, were incubated with both (2*E*)-series labeled GDP (**1a-b**) and FDP (**1c-d**) and (2*Z*)-series labeled GDP (**2a-b**) and FDP (**2c-d**). The terpenoid profiles resulting from the incubation experiments were analyzed by gas chromatography-flame ionization detection analysis (GC-FID) and compared with those resulting from unlabeled substrates. Figure 1 compares the total rate of terpene formation resulting from incubations of these substrates with TPS4 and TPS5.

Both TPS4 and TPS5 exhibited much higher turnover when incubated with (2*Z*)-(**2a-d**) vs. (2*E*)-(**1a-d**) substrates (Figure 1). In Figure 1, horizontal line at 100 represents the relative rate obtained from unlabeled (2*E*)-GDP (**A**) and (2*E*)-FDP (**B**) respectively. All labeled (2*E*)-isomers of C<sub>10</sub> and C<sub>15</sub> substrates either show a decrease or values around the reference line for both monoterpenes and sesquiterpenes. Whereas in case of labeled (2*Z*)-isomers of C<sub>10</sub> and C<sub>15</sub> substrates there was a substantial increase in product formation on comparison with unlabeled reference substrates.

The rate of monoterpene production showed 30 % increase after incubation with **2a** and 17 % with **2b** in comparison to their corresponding unlabeled (2*E*)-analogues. The difference in the rate of volatile formation was even more pronounced in the case of sesquiterpenes (**2c-d**). When incubated with the monodeuterated **2c** the sesquiterpene production increased by ~200 % and with the hexadeuterated **2d** the corresponding increase was ~150 % when compared with unlabeled (2*E*)-FDP. The production of all C<sub>10</sub> and C<sub>15</sub> cyclic products requires an initial isomerization of the C(2)-C(3) double bond of the original substrate, achieved through the intermediate tertiary allylic phosphates linalyl- and nerolidyl diphosphate, respectively (Scheme 4). The substrates of the (2*Z*)-series (**2a-d**) already

possess the double bond in the correct configuration allowing the direct cyclization of the emerging carbocationic intermediate after ionization. The increased turnover clearly indicates that the isomerization is the rate limiting step in the reaction cascade with natural substrates. Removal of this rate limiting factor leads to much higher efficiency in terpenoid cyclization by these enzymes.



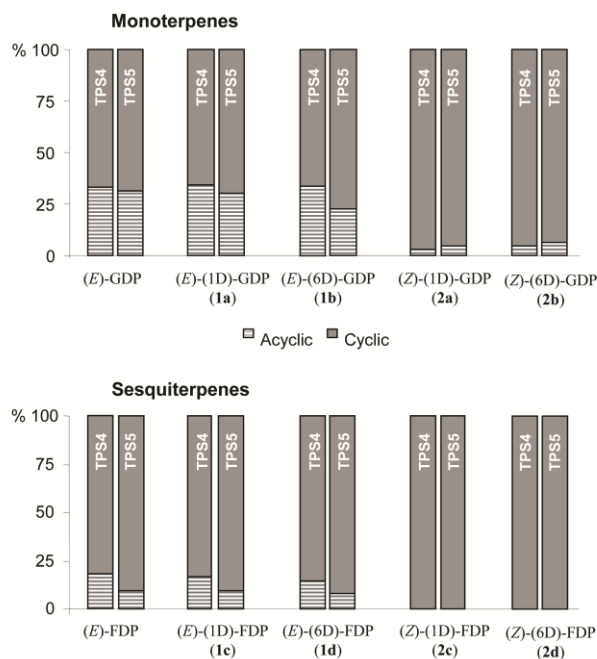
**Figure 1: Comparison of total rate of monoterpene (A) and sesquiterpene (B) formation with incubations of deuterated (E)/(Z)-GDP and FDP with TPS4-B73 and TPS5-Delprim.** Horizontal line at 100 represents the relative rate obtained from unlabeled (2E)-GDP (A) and (2E)-FDP (B) respectively. Box-plot: median (horizontal lines in boxes), interquartile range (boxes, 1.5×-interquartile range (whiskers).

The production of all C<sub>10</sub> and C<sub>15</sub> cyclic products require an isomerization of the C(2)-C(3) double bond of the original substrate, achieved through the intermediate tertiary allylic phosphates linalyl- and nerolidyl diphosphate, respectively. The substrates of the (2Z)-series possess the double bond already in the correct configuration allowing the direct cyclization of the emerging carbocationic intermediate after diphosphate cleavage. This phenomenon has also been reported for the product formation of some other sesquiterpene synthases like tricho-

diene synthase from *Fusarium sporotrichioides*,<sup>20</sup> and two terpene synthases from *Coprinus cinereus* Cop4 and Cop6.<sup>16f, 21</sup>

### Impact of the precursor diphosphate on the ratio of acyclic versus cyclic volatiles.

The terpenoid profiles from (2E)-GDP and (2E,6E)-FDP substrates (1a-d) were dominated by cyclic substances with terpinane/sabinane (monoterpenes) and bisabolane/sesquisabinane (sesquiterpenes) skeletons, respectively. Incubation experiments with labeled (2Z)-GDP and (2Z,6E)-FDP (2a-d) resulted in qualitatively the same series of cyclic mono- and sesquiterpenes. This confirms that the formation of cyclic products leads down the same pathway as for the (2E)-isomer despite the generation of (2Z) instead of the (2E)-carbocations via isomerization of the C(2)-C(3) double bond. A few recent examples also reported that the products from (2Z)-FDP are comparable to those obtained from the *all-trans*-FDP.<sup>13, 16f, 21b</sup> In contrast the different product profiles obtained from (2E)- and (2Z)-FDP by the *epi*-aristolochene synthase from tobacco and sesquiterpene synthase from *Coprinus cinereus* (Cop4) were attributed to different starting conformations of the isomeric substrates.<sup>21c, 22</sup>

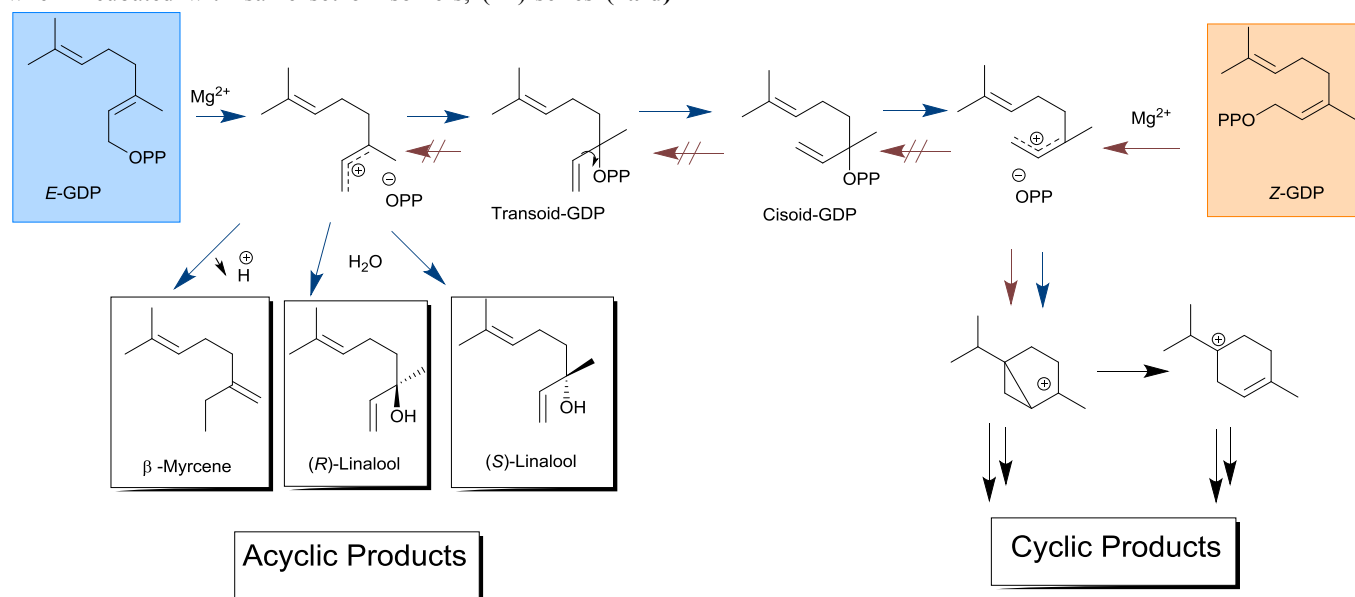


**Figure 2: Ratio acyclic/cyclic volatiles released after incubation of labeled substrates with TPS4-B73 and TPS5-Delprim**

Three acyclic monoterpene olefins, (E)- $\beta$ -myrcene, (R)-linalool and (S)-linalool from (2E)-GDP and two acyclic sesquiterpenes, (E)- $\beta$ -farnesene and (3R)-(E)-nerolidol from (2E,6E)-FDP were also present in the product mixtures of these enzymes. These acyclic terpenes result from deprotonation or water-capture of the first cation formed after cleavage of the diphosphate group. However, a very strong depletion in the amount of acyclic monoterpenes, myrcene (98 % reduction) and linalool (65 % reduction) was observed after incubation with the 2a (2Z)-GDP (Figure 2) in comparison to unlabeled (2E)-GDP for both maize cyclases. The rate suppression was even more pronounced with TPS4 after incubation of 2a, resulting in a complete absence of  $\beta$ -myrcene and an 88 % reduction of linalool. The same effect

was observed after incubation of hexadeuterated (*2Z*)-GDP **2b** with both enzymes:  $\beta$ -myrcene (almost complete elimination) and linalool (48-80 % reduction). Similarly, strong decrease in the proportion of the acyclic sesquiterpenes were observed with deuterated (*2Z,6E*)-FDP (**2c,2d**). Thus, incubation with hexadeuterated (*2Z,6E*)-FDP **2d** led to a complete absence of (*E*)- $\beta$ -farnesene and nerolidol production with both enzymes. Likewise, monodeuterated (*2Z,6E*)-FDP **2c** led to a decrease in (*E*)- $\beta$ -farnesene formation (97 % with TPS5 and complete elimination with TPS4 and nerolidol formation (complete elimination with both enzymes). Nevertheless, the production of minute amounts of acyclic volatiles from (*2Z*)-substrates can be explained by direct deprotonation from the resulting carbocation or capture of a water molecule. These results strongly support a mechanism by which the substrates of the (*2Z*)-series (**2a-d**) are directly cyclized after ionization due to the C(2)-C(3) double bond already being in a suitable configuration for C(6)-C(1) ring closure (Scheme 4).

Interestingly, both TPS4 and TPS5 showed similar behavior when incubated with same set of isomers, (*2Z*)-series (**2a-d**)



**Scheme 4.** General mechanism for generation of acyclic compounds and cyclic compounds by TPS4 and TPS5

#### Kinetic isotope effects.

In previous studies we observed changes in the product profiles of terpene synthases when incubated with natural (*2E*)-(**1a-d**) isomers when these had deuterium substitutions at sensitive branching positions leading to induced isotope effects.<sup>14</sup> Now we examined the kinetic isotope effects associated with the (*2Z*)-(**2a-d**) substrates. The relative overall rates of mono- and sesquiterpenes with deuterated GDP and FDP (**1a-d**, **2a-d**) produced by TPS4 and TPS5 and the apparent total rate isotope effects  $k_H/k_D$  are given in Table 1. Because of the complex mono- and sesquiterpene biosynthetic pathways with multiple branching points (Figure 5), oxygenated cyclic volatiles were not considered.

The relative overall rates of reaction with (*2Z*)-[<sup>2</sup>H]-GDP **2a** and (*2Z,6E*)-[<sup>2</sup>H]-FDP **2c** were used as reference for the determination of the apparent total rate isotope effects  $k_H/k_D$  for the

and (*2E*)-series (**1a-d**) (Figure 2). They maintained a constant ratio between acyclic and cyclic products from the same geometric isomer. This ratio was 1:2 (acyclic/cyclic monoterpenes) for the (*2E*)-GDP substrates (unlabeled and **1a-b**) while an average ratio of 1:22 was observed for the corresponding (*2Z*)-GDP (**2a-b**). Similarly, for the unlabeled or deuterated (*2E,6E*)-FDP, this ratio was 1:5 (acyclic/cyclic sesquiterpenes) for TPS4 and 1:10 for TPS5. These results suggest that labeling with stable isotopes did not influence the kinetics of the first ring closure although the delocalized positive charge is partly surrounded by deuterium. Studies with monoterpene synthases have shown that only terpene synthases that can isomerize the C(2)-C(3)  $\pi$  bond of (*2E*)-GDP can make cyclic monoterpenes.<sup>23</sup> Likewise, only sesquiterpene synthases known to isomerize the C(2)-C(3)  $\pi$  bond of (*2E,6E*)-FDP have been reported to synthesize cyclic products from (*2E*)-GDP.<sup>24</sup> Thus, when incubated with (*2Z*)-series labeled GDP and FDP (**2a-d**) both enzymes showed strong preference for cyclic products with only a weak tendency for isomerization as evidenced by reduced formation of acyclic products (Scheme 4).

hexadeuterated (*2Z*)-substrates (**2b,2d**). Thus the relative overall rate of monoterpene formation with (*2Z*)-[<sup>2</sup>H<sub>6</sub>]-GDP **2b** decreased for TPS4 (11 %) and TPS5 (16 %). These rate suppressions correspond to an apparent total rate isotope effect  $k_H/k_D$  of 1.12 and 1.19, respectively. Furthermore TPS4 and TPS5 showed a depletion (17 % and 28 %, respectively) in the total rates of sesquiterpene volatiles after incubation with (*2Z,6E*)-[<sup>2</sup>H<sub>6</sub>]-FDP **2d**, corresponding to an approximated apparent total rate isotope effect  $k_H/k_D$  of 1.20 and 1.38. The observed overall rate reductions after incubation with hexadeuterated GDP (**1b**, **2b**) and FDP (**1d**, **2d**) primarily result from induced primary isotope effects. In contrast the labeling pattern of the monodeuterated GDP (**1a**, **2c**) and FDP (**1a**, **2c**) had no direct influence on the reaction mechanism, since the C-D-bond is not cleaved during the entire cyclization cascade. Moreover, the variations in the product profiles and the overall rates were a result of apparent secondary isotope effects.

substrate	TPS4-B73		TPS5-Delprim	
	relative rate (%) <sup>a</sup>	$k_H/k_D$	relative rate (%) <sup>a</sup>	$k_H/k_D$
(2 <i>E</i> )-[ <sup>2</sup> H]-GDP <b>1a</b>	101.09 ± 0.45	~ 1 <sup>b</sup>	99.98 ± 0.84	~ 1 <sup>b</sup>
(2 <i>E</i> )-[ <sup>2</sup> H <sub>6</sub> ]-GDP <b>1b</b>	85.06 ± 0.84	1.17 <sup>b</sup>	75.02 ± 0.78	1.33 <sup>b</sup>
(2 <i>Z</i> )-[ <sup>2</sup> H]-GDP <b>2a</b>	132.25 ± 1.18	-	135.75 ± 0.63	-
(2 <i>Z</i> )-[ <sup>2</sup> H <sub>6</sub> ]-GDP <b>2b</b>	117.72 ± 1.67	1.12 <sup>c</sup>	114.38 ± 1.55	1.19 <sup>c</sup>
(2 <i>E</i> ,6 <i>E</i> )-[ <sup>2</sup> H]-FDP <b>1c</b>	106.21 ± 6.95	~ 1 <sup>b</sup>	101.30 ± 1.11	~ 1 <sup>b</sup>
(2 <i>E</i> ,6 <i>E</i> )-[ <sup>2</sup> H <sub>6</sub> ]-FDP <b>2d</b>	80.95 ± 7.55	1.23 <sup>b</sup>	79.65 ± 1.94	1.25 <sup>b</sup>
(2 <i>Z</i> ,6 <i>E</i> )-[ <sup>2</sup> H]-FDP <b>2c</b>	297.91 ± 2.59	-	298.14 ± 1.69	-
(2 <i>Z</i> ,6 <i>E</i> )-[ <sup>2</sup> H <sub>6</sub> ]-FDP <b>2d</b>	248.75 ± 2.63	1.20 <sup>c</sup>	215.20 ± 4.58	1.38 <sup>c</sup>

<sup>a</sup> Relative overall rates compared to those of incubation with unlabeled (*E*)-GDP or (*E,E*)-FDP substrates (set at 100). Each experiment was run by the mean of three to six independent replicates. <sup>b</sup> Apparent total rate isotope effects compared to those of incubation with unlabeled (*E*)-GDP or (*E,E*)-FDP substrates. <sup>c</sup> Apparent total rate isotope effects compared to those of incubation with (2*Z*)-[<sup>2</sup>H]-GDP or (2*Z*,6*E*)-[<sup>2</sup>H]-FDP substrates. Note: oxygenated cyclic volatiles not considered.

**TABLE 1. Effect of the degree of labeling (deuterium substitution) on the total rate of monoterpene and sesquiterpene formation resulting from incubations of deuterated GDP and FDP with TPS4-B73 and TPS5-Delprim from maize (*Zea mays*)**

#### Isotope effects on product distributions.

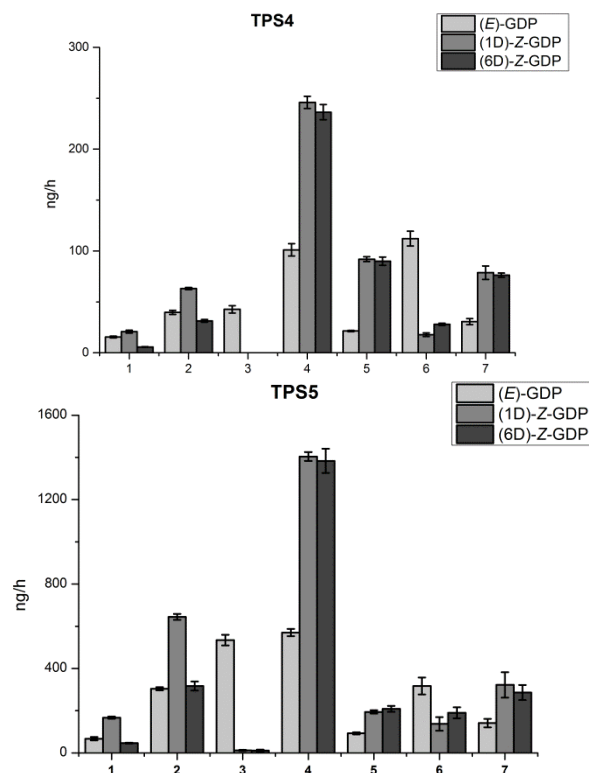
In order to investigate the impact of the isotope sensitive branching on product distributions, the olefinic products were quantified after incubation of TPS4 and TPS5 with (**2a-d**) (Figures 3, 4 and supporting information). The primary kinetic isotope effects were calculated using the shift in the product distribution after conversion of the unlabeled substrate (used as reference) or the mono- or hexadeuterated products according the following relationship:

$$\frac{k_H}{k_D} = \left[ \frac{\% \text{ comp. X}}{\% \text{ comp. Y}} \right]_H \times \left[ \frac{\% \text{ comp. X}}{\% \text{ comp. Y}} \right]_D$$

**Eq. [1]** *X* and *Y* are pairs of cyclic products arising from a same branched point.

As mentioned above, the oxygenated cyclic volatiles were not considered in the present data.<sup>14</sup> To estimate the weight of this approximation, quantitative kinetic measurements were carried out. Since TPS4-B73 and TPS5-Delprim exhibit similar basic features, only deuterium isotope effects on the catalytic activity of TPS4 were evaluated using the noncompetitive method. Both unlabeled (2*E*,6*E*)-FDP and (2*E*,6*E*)-[<sup>2</sup>H<sub>6</sub>]-FDP **1d** substrates were used in two independent enzyme assays. Standard enzyme assays were performed in triplicate with aliquots of the same enzyme extracts under saturated substrate conditions. A decrease of 13 % (relative to the reference substrate) of the maximal rate for sesquiterpene formation was observed when (2*E*,6*E*)-[<sup>2</sup>H<sub>6</sub>]-FDP **1d** was incubated with TPS4, while similar  $K_m$  were obtained for both substrates. Since the kinetic experiments were performed using the same enzyme extract, the total

enzyme concentration [ $E_T$ ] was identical for both assays. Therefore, the turnover number ( $k_{cat}$ ) of the enzyme, usually defined as the ratio of  $V_{max}/[E_T]$ , can be approximated to  $V_{max}$ . The apparent total rate isotope effect  $k_H/k_D$ , determined from the maximal rates, equals 1.15. As discussed before, similar results were obtained when the oxygenated cyclic volatiles were not considered (19 % decrease in the volatile production corresponding to a  $k_H/k_D = 1.23$ ) and justify the approximation made above.

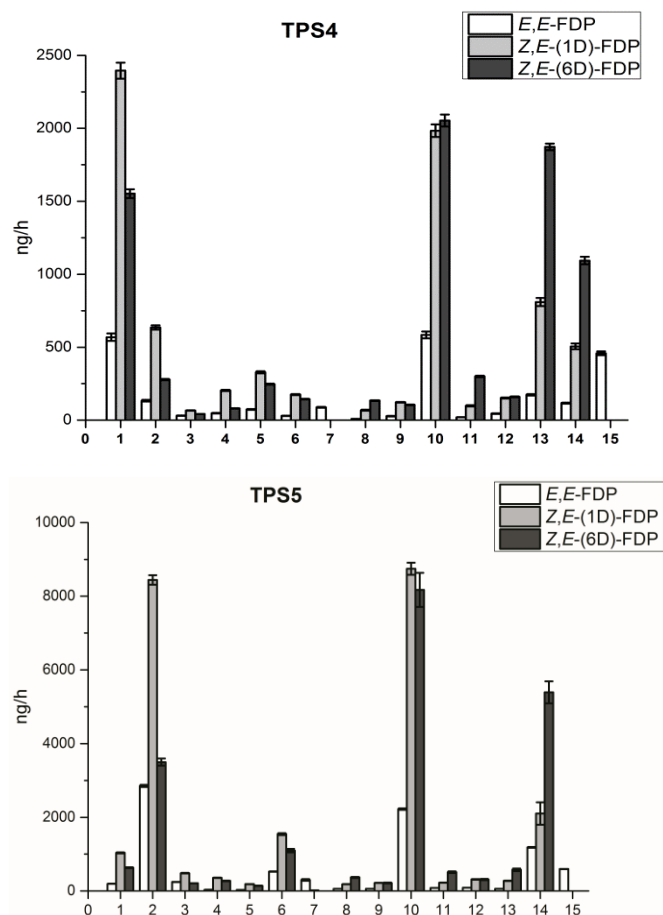


(1)  $\alpha$ -Thujene, (2) Sabinene, (3)  $\beta$ -Myrcene, (4) Limonene, (5)  $\alpha$ -Terpinolene, (6) Linalool, (7)  $\alpha$ -Terpineol.

**FIGURE 3. Product distribution of main monoterpenes from incubations of deuterated GDP (2*Z*)-[<sup>2</sup>H]-GDP (**2a**) and (2*Z*)-[<sup>2</sup>H<sub>6</sub>]-GDP (**2b**) with TPS4-B73 and TPS5-Delprim from maize (*Zea mays*)**

#### Monoterpene product distribution

Within a series (2*E* (**1a-b**) or 2*Z* (**2a-b**)) both cyclases showed negligible changes in the formation of limonene,  $\alpha$ -terpinolene and  $\alpha$ -terpineol (Figure 3) independent of the degree of labeling of the substrate used. Thus, minor kinetic isotope effects (KIEs) were measured after incubation of (2*E*)-[<sup>2</sup>H]-GDP **1a** or (2*E*)-[<sup>2</sup>H<sub>6</sub>]-GDP **1b** in comparison to the unlabeled (2*E*)-GDP as well as after incubation of hexadeuterated (2*Z*)-[<sup>2</sup>H<sub>6</sub>]-GDP **2b** in comparison to the monodeuterated analog (2*Z*)-[<sup>2</sup>H]-GDP **2a**. In contrast sabinene and  $\alpha$ -thujene showed decreases associated with a corresponding increase in sabinene hydrate after incubation with TPS4 and TPS5. The observed KIEs for the sabinene and  $\alpha$ -thujene deprotonation reactions were calculated from Eq. [1]. In case of substrates differing by only one deuterium atom, the observed KIEs ( $k_H/k_{1D}$ )<sub>E</sub> were much weaker (a range of  $k_H/k_D = 1.10$ -1.18). However, the observed KIEs [ $(k_H/k_{6D})_E$ ,  $(k_{1D}/k_{6D})_E$  or  $(k_{1D}/k_{6D})_Z$ ], corresponding to a difference of 5 to 6 deuterium atoms between the substrates, lie in the range of  $k_H/k_D = 1.91$ -5.68. The interesting fact was that the (2*Z*)-substrates ( $k_{1D}/k_{6D})_Z$  showed the lowest KIEs and this effect was negligible when comparison is made with (2*E*)-substrates.



Major sesquiterpene products: (1) *7-epi*-Sesquithujene, (2) Sesquithujene, (3) (*Z*)- $\alpha$ -Bergamotene, (4) (*E*)- $\alpha$ -Bergamotene, (5) Sesquisabinene A, (6) Sesquisabinene B, (7) (*E*)- $\beta$ -Farnesene, (8)  $\gamma$ -Curcumene, (9) Zingiberene, (10) (*S*)- $\beta$ -Bisabolene, (11)  $\beta$ -Curcumene, (12) (*E*)- $\gamma$ -Bisabolene, (13) *7-epi*-Sesquithujene hydrate, (14) Sesquithujene hydrate, (15) (*3R*)-(*E*)-Nerolidol.

**FIGURE 4.** Product distribution of main sesquiterpenes from incubations of deuterated FDP (*2Z,6E*)-[ $^2\text{H}_6$ ]-GDP (**2c**) and (*2Z,6E*)-[ $^2\text{H}_6$ ]-GDP (**2d**) with TPS4-B73 and TPS5-Delprim from *Zea mays*.

### Sesquiterpene product distribution

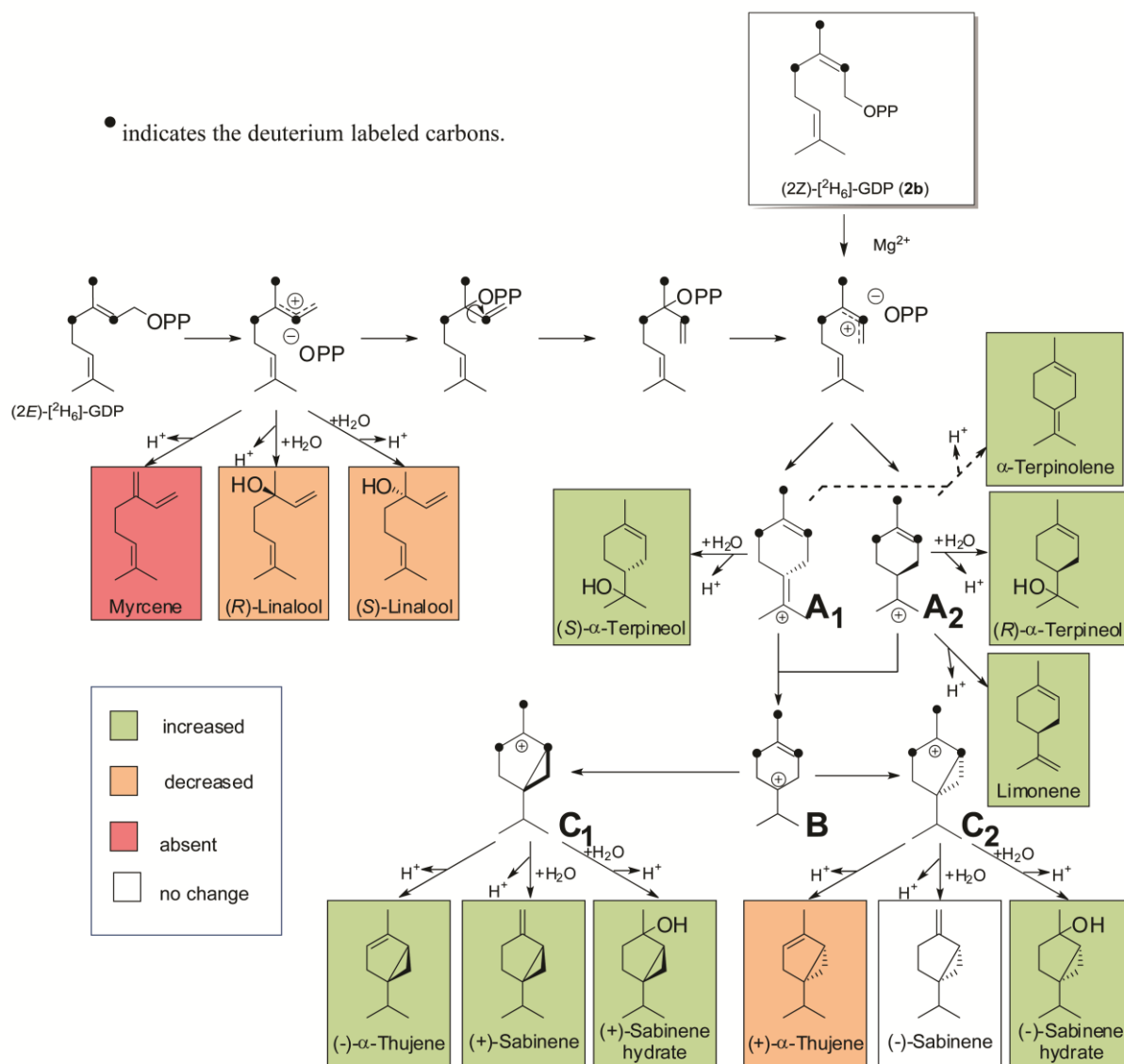
The same approach was used to evaluate the shift of products after incubation with different FDP substrates (*E* (**1c-d**) and *Z* (**2c-d**)) (Figure 4). Despite the blend of volatiles being much more complex than in the case of monoterpenes, isotope effects on sesquiterpene volatiles can be observed after incubation with deuterated substrates. The first set of sesquiterpenes, comprising (*S*)- $\beta$ -bisabolene, (*E*)- $\gamma$ -bisabolene and zingiberene, were not affected by the isotope sensitive branching experiments and minor changes in product formation were observed after incubation with hexadeuterated substrates. An important decrease in the formation of *7-epi*-sesquithujene, sesquithujene, sesquisabinenes A and B and (*E*)- and (*Z*)- $\alpha$ -bergamotene isomers were observed from (*2E,6E*)- or (*2Z,6E*)-[ $^2\text{H}_6$ ]-FDP (**1d** or **2d**) (10-64 % with TPS4 and 26-61 % with TPS5, in comparison with unlabeled (*2E,6E*)-FDP or (*2Z,6E*)-[ $^2\text{H}_6$ ]-FDP **2c**, respectively). This rate suppression was coupled with a corresponding enhancement in the formation rate of  $\beta$ - and  $\gamma$ -curcumene isomers, sesquithujene hydrate and *7-epi*-sesquithujene hydrate (175-400 % for TPS4 and 193-255 % for TPS5, in comparison with unlabeled (*2E,6E*)-FDP or (*2E,6Z*)-[ $^2\text{H}_6$ ]-FDP **2c**, respectively). Because of higher complexity involved in biosynthesis of sesquiterpene volatiles as compared to monoterpenes, only the observed KIEs for the deprotonation reactions leading to *7-*

*epi*-sesquithujene and sesquithujene were determined. The corresponding KIEs ( $k_{\text{H}}/k_{\text{1D}}\text{)}_{\text{E}}$  were close to unity, demonstrating that the deuterium label at C(3) had almost no influence on the reaction cascade. The observed KIEs [ $(k_{\text{H}}/k_{\text{6D}})_{\text{E}}$ ,  $(k_{\text{1D}}/k_{\text{6D}})_{\text{E}}$  or  $(k_{\text{1D}}/k_{\text{6D}})_{\text{Z}}$ ] were in the range of  $k_{\text{H}}/k_{\text{D}} = 1.38$ -4.08 for the terminating deprotonation reaction leading to *7-epi*-sesquithujene and  $k_{\text{H}}/k_{\text{D}} = 2.17$ -6.24 for the terminating deprotonation reaction leading to sesquithujene. Again as observed with monoterpenes the lowest KIEs ( $(k_{\text{1D}}/k_{\text{6D}})_{\text{Z}}$ ) were calculated between (*2Z*)-substrates and were much lower as compared with natural isomers. The huge turnover difference and lower KIEs suggest that enzyme is much more efficient when incubated with (*2Z*)-substrates (**2a-d**) in spite of isotope effects.

### $\beta$ -Secondary KIEs and hyperconjugation

Terpene cyclization cascades catalyzed by cyclases involve the internal additions to remaining double bond, hydride shifts or rearrangements of highly reactive carbocations before their ultimate quenching by deprotonation or nucleophile capture. We had previously proposed<sup>12</sup> a reaction mechanism for the formation of mono- and sesquiterpene products by TPS4 and TPS5 consistent with the carbocationic mechanisms described for other sesquiterpene synthases.<sup>25</sup> Stabilization of the carbocationic intermediates is partly ensured by interactions with the hydrophobic, aromatic-rich active-site of the enzyme (e.g.  $\pi$ -cation interactions with aromatic residues of the active site).<sup>26</sup> Nevertheless, hyperconjugative interactions within carbocations themselves also play an important role in their stability. In molecular orbital terms, hyperconjugation is described as the interaction of the vacant *p*-type orbital on the cationic center with adjacent C-H or C-C  $\sigma$ -bonds.<sup>20</sup> Magnitude of this hyperconjugative effect depends on the number of hydrogen atoms attached to the carbon atom immediately adjacent to the unsaturated system. Because the energy required for breaking a C-D bond is higher than that for a C-H bond, a C-D hyperconjugation stabilizes an adjacent positive charge less than a C-H hyperconjugation. Consequently, reactions in which C-D bonds are broken proceed more slowly than reactions in which C-H bonds are broken. Such hyperconjugative weakening in intermediates due to isotope substitution induces secondary kinetic isotope effects. In the present study, these secondary KIEs combine with the primary KIEs and alter the product distributions after isotopically sensitive branching with both enzymes.

To illustrate the effects of hyperconjugation and the secondary KIEs, the case of (*2Z*)-[ $^2\text{H}_6$ ]-GDP **2b** is depicted in Figure 5 as a representative example. From (*2Z*)-[ $^2\text{H}_6$ ]-GDP **2b** (Figure 5), there is distinct lack of acyclic products due to the lack of an isomerization step. The cyclization cascade is initiated by the formation of the (*S*)- and (*R*)-terpinyl carbocations **A**<sub>1</sub> and **A**<sub>2</sub>. Deuterium isotope effects on the monoterpene product distribution can be rationalized in terms of hyperconjugation. The positive charge is positioned far from the area of the deuterated carbons, hence deprotonation or water capture terminating steps leading to (*S*)-(-)-limonene and  $\alpha$ -terpineol or  $\alpha$ -terpinolene are not influenced by kinetic isotope effects. The minor KIEs observed for limonene,  $\alpha$ -terpinolene and  $\alpha$ -terpineol reflect the low destabilizing influence of the labeled carbon center in the two  $\alpha$ -terpinyl carbocations. From **A**<sub>1</sub> and **A**<sub>2</sub> the cyclization cascade can proceed with the formation of carbocation **B** followed by subsequent rearrangement into the tertiary highly unstable carbocations **C**<sub>1</sub> and **C**<sub>2</sub>. Here, the positive charge is fully surrounded by deuterium atoms and consequently less stabilized by C-H hyperconjugation than in the corresponding unlabeled compound. This leads to comparatively higher deuterium isotope effects on the formation of sabinene, sabinene hydrate and  $\alpha$ -thujene. This leads to decreased deprotonation and higher formation of sabinene hydrate after capture by water molecule.



**Figure 5.** Proposed reaction mechanism for the formation of monoterpenes by TPS4 and TPS5 from  $(2Z)$ - $[^2H_6]$ -GDP (**2b**) and  $(2E)$ - $[^2H_6]$ -GDP (**1b**).

Similar considerations apply to the formation of sesquiterpenes by maize TPS 4 and 5. From  $(2Z,6E)$ - $[^2H_6]$ -FDP **2d**, few acyclic products are formed and the cyclization cascade is initiated by the formation of  $(S)$ - and  $(R)$ -bisabyl cations. These first carbocations can be directly deprotonated to produce  $(S)$ - $\beta$ -bisabolene without noticeable KIEs. These observations are consistent with the product distribution obtained from isotopically sensitive branching experiments. Deuterium isotope effects are less pronounced in the case of the monodeuterated analogue **2c** vs. hexadeuterated analogue **2d** since the positive charge can at most be surrounded by only one deuterium atom, with the other hydrogen atoms being able to undergo C-H hyperconjugative interactions. Higher KIEs were obtained for the formation of sesquithujene, 7-*epi*-sesquithujene or sesquisabinenes A and B after incubation with the hexadeuterated  $(2Z)$ -substrate (**2d**) since these products are formed from carbocations that are fully surrounded by deuterium labeled carbons. This results in higher KIEs as the final product formation can only proceed via isotope labeled centers. In case of bisabyl cations, minor KIEs were observed for  $\beta$  or  $\gamma$ -bisabolene formation because the positive charge is not disturbed by the deuterium labeled carbon center. Similarly, slight KIEs were

observed for zingiberene isomers because carbocations were not highly destabilized by deuterium substitution. These experiments clearly show that isotope effects follow the same patterns within both the geometric isomers. Thus,  $(2Z)$  substrate geometry provides an advantage in the early steps of reaction cascade that accounts for higher turnover and selection towards cyclic products.

A major determinant of product selectivity is the degree of conformational flexibility of the substrate in the active site of a terpene synthase. To explore the structural basis for the proposed reaction mechanism of maize TPS4, we had modeled the protein structure of this enzyme (TPS4) using the data available for 5-*epi*-aristolochene synthase (TEAS).<sup>13</sup> The active site cavity of TPS4 is divided into two pockets by the G2 helix which reaches slightly into the cavity. Previously, four of the amino acids that make up the G2 helix were shown to have a major impact on the product specificity of TPS4.<sup>12</sup> Docking of the  $(E,E)$ -FDP substrate showed that the olefin moiety of the FDP substrate is located predominantly in one of the two pockets (pocket I). The early steps of the catalytic sequence including dephosphorylation, isomerization, and cyclization, up to the



formation of the bisabolyl carbocation, all take place in pocket I. When the bisabolyl carbocation adopts an alternate conformation, it shifts to pocket II. Then, a variety of additional cyclizations, hydride shifts, and deprotonations occur in pocket II leading to the formation of bicyclic products like 7-*epi*-sesquithujene. The energy requirement for the conformational change that drives pocket shifting is likely to be very small determined both by the chemical nature of the intermediate and the surrounding amino acids.<sup>13</sup> This structural feature of having two pockets, is likely to be advantageous for initial interactions of enzyme with the deuterated (2*Z*)-GDP and (2*Z*,6*E*)-FDP tested in this study. Both of these have already undergone isomerization around the C(2)-C(3) bond, so the only activity left in pocket I is conversion to the corresponding carbocation. After these 2*Z* substrates cross the small energy barrier to pocket II, they are converted to a larger proportion of cyclic products than the (2*E*)-substrates. The enzyme likely has better efficiency with (2*Z*)-substrates because of lower energy requirements, as substrates are directly cyclized after ionization. This could explain not only the reduction in acyclic substrates and smaller kinetic isotope effects, but also the availability of more energy that can be utilized for processes in pocket II.

Recently, isotopically sensitive branching experiments have been used to identify the carbocation cascade reaction leading to the tricyclic sesquiterpene pentalene which was first predicted using quantum chemical calculations.<sup>27</sup> Deuterium isotope effects have also been used to study the reaction kinetics of initial dissociation of pyrophosphate moiety in sesquiterpene cyclization by tobacco *epi*-aristolochene synthase and monoterpene cyclization by pinene synthases from *Salvia officinalis*.<sup>15c, 28</sup> In this study we have utilized isotope sensitive branching experiments to study the effects of alternate substrate geometry around the C(2)-C(3) double bond on volatile production in multiproduct terpene synthase enzymes. The observation of increased turnover of cyclic products with (2*Z*)-substrate geometry may be useful in direction terpene synthase reaction cascades towards desired cyclic products.

### Conclusion:

In this work we investigate the effects of alternate substrate stereochemistry on the reaction mechanism of two maize multiproduct synthases that isomerize the C(2)-C(3)  $\pi$  bond of (2*E*,6*E*)-FDP via an NDP intermediate. We were interested in the impact of geometry as well as isotope effects on the product distribution of multiproduct enzymes. There was indeed major influence of the (2*Z*)-isomers on the enzymatic cascade as confirmed by deuterium labeling of products. The product distribution results showed a strong preference for cyclic products as a result of the alternate C(2)-C(3) geometry, indicating the rate limiting effects of the isomerization step in the natural biosynthesis of terpenes. There was also a major impact on efficiency with higher turnover and lower kinetic isotope effects observed with (2*Z*)-isomers as compared with natural (2*E*)-substrates. This can be rationalized in terms that availability of a preferable conformer and lower energy requirements which increases the efficiency of catalysis. This strong preference for cyclic products and huge turnover can be exploited to direct biosynthesis by certain terpene synthases already known for their catalytic promiscuity.

### Acknowledgements

We thank Kerstin Ploss for the HRMS measurements, Stephan von Reuss and Stefan Garms for editorial assistance and Grit Winnefeld for administrative support. This work was supported by the Max Planck Society.

### Notes and references

<sup>a</sup>Department of Bioorganic Chemistry, Max Planck Institute for Chemical Ecology, Hans-Knöll-Strasse 8, D-07745 Jena, Germany Email: [boland@ice.mpg.de](mailto:boland@ice.mpg.de)

<sup>b</sup>Department of Biochemistry, Max Planck Institute for Chemical Ecology, Hans-Knöll-Strasse 8, D-07745 Jena, Germany

<sup>c</sup>Institute for Pharmacy, University of Halle, Hoher Weg 8, D-06120 Halle, Germany

**Supporting Information available:** Product distributions of main monoterpenes and sesquiterpenes from incubations of deuterated GDP and FDP, respectively, with TPS4 and TPS5. Synthetic procedure and <sup>1</sup>H, <sup>13</sup>C NMR spectra of compounds **3b**, **3d**, **4**, **5a-d**, **6a-d**, **7a-d**, **8a-d**, **1a-d** and **2a-d** and <sup>31</sup>P NMR spectra of compounds **1a-d** and **2a-d**. IR spectra of compounds **3b**, **3d**, **4**, **5a-d**, **6a-d**, **1a-d** and **2a-d**.

### References

- 1 M. Wink, *Phytochemistry*, 2003, **64**, 3.
- 2 (a) J. S. Dickschat, *Nat. Prod. Rep.*, 2011, **28**, 1917; (b) J. D. Connolly and R. A. Hill, Chapman & Hall, New York, 1992.
- 3 (a) E. Nambara and A. Marion-Poll, *Annu. Rev. Plant Biol.*, 2005, **56**, 165; (b) E. Pichersky and J. Gershenzon, *Curr. Opin. Plant Biol.* 2002, **5**, 237; (c) J. H. Langenheim, *J. Chem. Ecol.* 1994, **20**, 1223.
- 4 (a) T. G. Köllner, C. Schnee, J. Gershenzon and J. Degenhardt, *Plant Cell* 2004, **16**, 1115; (b) J. Gershenzon and R. B. Croteau, *Lipid metab. plants* 1993, 339.
- 5 (a) J. Degenhardt, T. G. Köllner and J. Gershenzon, *Phytochemistry* 2009, **70**, 1621; (b) D. J. Schenk, C. M. Starks, K. R. Manna, J. Chappell, J. P. Noel and R. M. Coates, *Arch. Biochem. Biophys.* 2006, **448**, 31.
- 6 (a) N. Tokuriki and D. S. Tawfik, *Science* 2009, **324**, 203; (b) D. W. Christianson, *Curr. Opin. Chem. Biol.* 2008, **12**, 141.
- 7 E. M. Davis and R. Croteau, in *Biosynthesis: Aromatic Polyketides, Isoprenoids, Alkaloids*, Springer-Verlag, Berlin, 2000, pp. 53-95.
- 8 D. B. Little and R. B. Croteau, *Arch. Biochem. Biophys.* 2002, **402**, 1201.
- 9 J. Bohlmann, G. Meyer-Gauen and R. Croteau, *Proc. Natl. Acad. Sci. USA* 1998, **95**, 4126.
- 10 C. M. Starks, K. W. Back, J. Chappell and J. P. Noel, *Science* 1997, **277**, 1815.
- 11 D. C. Williams, D. J. McGarvey, E. J. Katahira and R. Croteau, *Biochem.* 1998, **37**, 12213.
- 12 T. G. Köllner, C. Schnee, J. Gershenzon and J. Degenhardt, *Plant Cell* 2004, **16**, 1115.
- 13 T. G. Köllner, P. E. O'Maille, N. Gatto, W. Boland, J. Gershenzon and J. Degenhardt, *Archiv. Biochem. Biophys.* 2006, **448**, 83.
- 14 N. Gatto, A. Vattekkatte, T. Kollner, J. Degenhardt, J. Gershenzon and W. Boland, *Chem. Commun. (Camb)*, 2015, **51**, 3797.
- 15 (a) I. Alchanati, J. A. A. Patel, J. Liu, C. R. Benedict, R. D. Stipanovic, A. A. Bell, Y. Cui and C. W. Magill, *Phytochemistry* 1998, **47**, 961; (b) S. Picaud, P. Mercke, X. F. He, O. Sterner, M. Brodelius, D. E. Cane and P. E. Brodelius, *Arch. Biochem. Biophys.* 2006, **448**, 150; (c) D. J. Schenk, C. M. Starks, K. R. Manna, J. Chappell, J. P. Noel and R. M. Coates, *Archiv. Biochem. Biophys.* 2006, **448**, 31; (d) S.-H. Kim, K. Heo, Y.-J. Chang, S.-H. Park, S.-K. Rhee and S.-U. Kim, *J. Nat. Prod.* 2006, **69**, 758.
- 16 (a) C. R. Benedict, J. L. Lu, D. W. Pettigrew, J. G. Liu, R. D. Stipanovic and H. J. Williams, *Plant Physiol.* 2001,

- 125, 1754; (b) D. E. Cane, G. H. Yang, Q. Xue and J. H. Shim, *Biochemistry*, 1995, **34**, 2471; (c) L. S. Vedula, D. E. Cane and D. W. Christianson, *Biochemistry*, 2005, **44**, 12719; (d) L. S. Vedula, M. J. Rynkiewicz, H.-J. Pyun, R.M. Coates, D. E. Cane and D. W. Christianson, *Biochemistry*, 2005, **44**, 6153; (e) J. Degenhardt, T. G. Köllner and J. Gershenzon, *Phytochemistry*, 2009, **70**, 1621; (f) T. G. Köllner, C. Schnee, S. Li, A. Svatos, B. Schneider, J. Gershenzon and J. Degenhardt, *J. Biol. Chem.*, 2008, **283**, 20779.
- 17 D. Arigoni, D. E. Cane, J. H. Shim, R. Croteau and K. a. Wagschal, *Phytochemistry*, 1993, **32**, 623.
- 18 M. Kunert, P. Rahfeld, K. H. Shaker, B. Schneider, A. David, K. Dettner, J. M. Pasteels and W. Boland, *ChemBioChem*, 2013, **14**, 353.
- 19 A. B. Woodside, Z. Huang and C. D. Poulter, *Org. Synth.* 1993, **Coll. Vol. 8**, 616.
- 20 D. E. Cane, H. T. Chiu, P. H. Liang and K. S. Anderson, *Biochemistry*, 1997, **36**, 8332.
- 21 (a) P. E. O'Maille, J. Chappell and J. P. Noel, *Arch. Biochem. Biophys.* 2006, **448**, 73; (b) T. G. Köllner, J. Gershenzon and J. Degenhardt, *Phytochemistry*, 2009, **70**, 1139; (c) F. Lopez-Gallego, S. A. Agger, D. Abate-Pella, M. D. Distefano and C. Schmidt-Dannert, *ChemBioChem*, 2010, **11**, 1093.
- 22 (a) J. A. Faraldos, P. E. O'Maille, N. Dellas, J. P. Noel and R. M. Coates, *J. Amer. Chem. Soc.* 2010, **132**, 4281; (b) J. P. Noel, N. Dellas, J. A. Faraldos, M. Zhao, B. A. Hess, L. Smentek, R. M. Coates and P. E. O'Maille, *ACS Chem. Biol.* 2010, **5**, 377.
- 23 (a) R. Croteau and D. M. Satterwhite, *J. Biol. Chem.* 1989, **264**, 15309; (b) W. Schwab, D. C. Williams, E. M. Davis and R. Croteau, *Arch. Biochem. Biophys.* 2001, **392**, 123.
- 24 (a) C. L. Steele, J. Crock, J. Bohlmann and R. Croteau, *J. Biol. Chem.* 1998, **273**, 2078; (b) S. Picaud, M. E. Olsson, M. Brodelius and P. E. Brodelius, *Arch. Biochem. Biophys.* 2006, **452**, 17; (c) J. Bohlmann, J. Crock, R. Jetter and R. a. Croteau, *Proc. Natl. Acad. Sci. USA* 1998, **95**, 6756; (d) S. M. Colby, J. E. Crock, P. G. Lemaux and R. B. Croteau, *Official Gazette of the United States Patent and Trademark Office Patents*, 2002, **1254**.
- 25 D. E. Cane, *Compr. Nat. Prod. Chem.* 1999, **2**, 155.
- 26 C. A. Lesburg, J. M. Caruthers, C. M. Paschall and D. W. Christianson, *Curr. Opin. Struct. Biol.* 1998, **8**, 695.
- 27 L. Zu, M. Xu, M. W. Lodewyk, D. E. Cane, R. J. Peters and D. J. Tantillo, *J. Amer. Chem. Soc.* 2012, **134**, 11369.
- 28 (a) K. C. Wagschal, H. J. Pyun, R. M. Coates and R. Croteau, *Arch. Biochem. Biophys.* 1994, **308**, 477; (b) J. R. Mathis, K. Back, C. Starks, J. Noel, C. D. Poulter and J. Chappell, *Biochemistry*, 1997, **36**, 8340.