

NJC

Accepted Manuscript



This is an *Accepted Manuscript*, which has been through the Royal Society of Chemistry peer review process and has been accepted for publication.

Accepted Manuscripts are published online shortly after acceptance, before technical editing, formatting and proof reading. Using this free service, authors can make their results available to the community, in citable form, before we publish the edited article. We will replace this *Accepted Manuscript* with the edited and formatted *Advance Article* as soon as it is available.

You can find more information about *Accepted Manuscripts* in the [Information for Authors](#).

Please note that technical editing may introduce minor changes to the text and/or graphics, which may alter content. The journal's standard [Terms & Conditions](#) and the [Ethical guidelines](#) still apply. In no event shall the Royal Society of Chemistry be held responsible for any errors or omissions in this *Accepted Manuscript* or any consequences arising from the use of any information it contains.



NJC

ARTICLE

Effective Hydrodeoxygenation of Dibenzofuran by Bimetallic Catalyst in Water

Peng Dong^a, Guo-ping Lu^a, and Chun Cai^{a*}Received 00th January 20xx,
Accepted 00th January 20xx

DOI: 10.1039/x0xx00000x

www.rsc.org/

Effective hydrodeoxygenation (HDO) of dibenzofuran (DBF) catalyzed by bimetallic Ni/Pt catalyst in water was demonstrated at 200 °C and 1.2 MPa H₂ pressure. The bimetallic catalysts prepared by a wet chemical method exhibit prominent activity that overcomes the limitations of single metal catalyst Ni or Pt. The yield of hydrodeoxygenation products can be achieved up to 90%. Reaction results indicate that the conversion of dibenzofuran was affected by the reaction temperature and H₂ pressure. The deoxygenation selectivity was strongly depended on reaction temperature. The reaction pathway was also proposed.

1. Introduction

Coal tar, as an important by-product of coal processing industry, contains a wide-range of compounds with different molecular weights and functionalities^{1, 2}. They can cause ubiquitous and persistent environmental pollutants to be released to the environment^{3, 6}. Dibenzofuran (DBF) is one of the typical oxygen-containing compound in coal tar. Hydrodeoxygenation (HDO) of DBF can convert O-containing wastes to usable products⁷. In addition, DBF is an important intermediate in the biomass gasification⁸. High oxygen content of bio-oils leads to their high viscosity, low heating value and poor thermal stability^{9, 10}. As we known, catalytic HDO is a promising process to upgrade the bio-oils to hydrocarbon fuels. Therein, DBF was chosen as the HDO model compound for our research.

Conventional CoMo sulfide and NiMo sulfide supported catalysts used for HDO of DBF have been conducted, and several HDO reaction pathways of DBF have been proposed^{11, 12}. However, there are several disadvantages of metal sulfide catalysts, such as extra sulfide is needed to maintain the activity of the catalyst¹³, and sulfur may be introduced into the products at the process and result in products contamination. Besides sulphide /oxide catalysts,

noble metal (Ru, Rh, Pd, Pt, etc.) catalysts are known to be efficient for HDO of oxygen-containing aromatics under mild conditions¹⁴⁻¹⁷. Recently, Pt supported on mesoporous ZSM-5 zeolites was used as catalyst for HDO of DBF at 200°C, 4MPa H₂ pressure¹⁸. And HDO of DBF over supported Pt, Pd, and Ru catalysts at 280-300 °C and 3MPa H₂ were reported by C. Liang et al.¹⁹⁻²¹. These catalytic performances of HDO reactions were attributed to hydrogenation ability of the active metal sites and cleavage of the C–O bond promoted by acidic sites, which requires a nearly completely saturated benzene ring before the removal of heteroatom oxygen. Besides precious metal catalysts, supported Ni catalysts in the absence of adjacent acid sites can also hydrogenolyze aromatic ether bonds on Ni sites, which was disclosed by A. Lercher group²²⁻²⁴. Noble metal (Pt, Ru, Pd) have superior hydrogenation activity²⁵⁻²⁶ and Ni catalysts have high selectivity and moderate activity for HDO of oxygen-containing aromatics²⁷⁻³⁰. Therefore, the combination of these two kinds of metals to be bimetallic catalysts for HDO of DBF was taken into consideration in this study.

Many kinds of bimetallic catalysts have been reported for different reaction purpose, such as³¹⁻³³, Ni/Cu³⁴ and Fe/Pd, Ni/Pd, Ni/Au bimetallic catalysts³⁵⁻⁴⁰. The method with the addition of noble metal to Ni-based catalyst to improve the catalytic activity of aromatic C–O cleavage in aqueous phase was developed by J. Zhang et al^{39, 40}. Ni/M (M = Ru, Rh, and Pd) catalysts inherited the advantages of both components, in which noble metal increased the hydrogenation activity of catalyst, and Ni modified the selectivity of noble metal to favor the C–O bond cleavage. The synergistic effects of the bimetallic catalyst lead to the improved

^a Chemical Engineering College, Nanjing University of Science & Technology, Nanjing, Jiangsu 210094, People's Republic of China.
Fax : (+86)-25-8431-5030; phone: (+86)-25-8431-5514; e-mail: c.cai@njust.edu.cn

catalytic performance. In addition, as catalytic HDO of oxygen-containing aromatics will produce water as byproduct, water-tolerant catalysts would be more beneficial choices for this type of reaction. This approach also makes the separation of HDO products easier from the reaction mixture.

2. Experimental

2.1. General

All reagents were purchased from commercial sources and used without treatment. Transmission electron microscopy (TEM) images were taken using a PHILIPS Tecnai12 microscope operating at 120 kv. X-ray photoelectron spectroscopy (XPS) were performed on a ESCALAB 250Xi spectrometer, using a Al K α X-ray source (1350 eV of photons) and calibrated by setting the C 1s peak to 284.80 eV. Catalytic hydrodeoxygenation reactions were conducted in an EYELA ChemiStation PPV-CTRL1 high pressure parallel reactor. Hydrodeoxygenation products were analyzed by gas chromatography (GC) on an Agilent 7890A gas chromatograph with a flame ionization detector (FID), equipped with HP-5 capillary columns, and gas chromatography/mass spectroscopy (GC/MS) with an thermo scientific trace1300 GC/MS instrument equipped with TR-5MS columns. Most products were known compounds and identified by comparison of their physical and spectra data with those of authentic samples.

2.2. Preparations of Ni_xM_{100-x} Catalysts

2.2.1. Preparations of Ni_xPt_{100-x} Catalysts

A series of Ni_xM_{100-x} (x/molar percentage of Ni = 0, 75, 80, 85, 86, 90, 100) catalysts were prepared using a wet chemical method by aqueous phase reduction of metal salts with NaBH₄, employing PVP as a stabilizing agent³⁹⁻⁴¹. A water solution (4 mL) of metal salt or metal salts mixture and PVP were added to a 20 mL specially reinforced tube. To this mixture, a freshly prepared aqueous solution of NaBH₄ was added in one portion under vigorous stirring. A black colloid was obtained immediately. A typical preparation procedure for Ni₈₆Pt₁₄ is described here. A water solution (4 mL) of NiCl₂·6H₂O (14 mg, 0.0589 mmol), PtCl₆·6H₂O (5 mg, 0.0096 mmol), and PVP (100 mg, 0.90 mmol based on monomer) were added to a 20 mL specially reinforced tube. To this mixture, a freshly prepared aqueous solution of NaBH₄ (13.5 mg, 0.35 mmol, in 2 mL H₂O) was

added in one portion under vigorous stirring. A black colloid was obtained immediately.

2.2.2. Preparations of Ni_xPd_{100-x} Catalysts

Ni_xPd_{100-x} (x/molar percentage of Ni = 0, 75, 80, 85, 86, 90, 100) catalysts were prepared using a wet chemical method by aqueous phase reduction of metal salts with NaBH₄, employing PVP as a stabilizing agent. Because PdCl₂ is not dissolved in water, so PdCl₂ was dissolved in an aqueous solution containing NaCl to form Na₂PdCl₄. A typical preparation procedure for Ni₈₅Pt₁₅ is described here. PdCl₂ (1.8mg, 0.0103 mmol) was dissolved in an aqueous solution (4 mL) containing NaCl (3.5mg, 0.0618 mmol) to form Na₂PdCl₄. To this solution, NiCl₂·6H₂O (13.8mg, 0.0582 mmol), and PVP (100 mg, 0.9 mmol based on monomer) were added, and the suspension was stirred for 30 s for dissolution. To this mixture, a freshly prepared aqueous solution of NaBH₄ (13.5 mg, 0.35 mmol, in 2 mL H₂O) was added in one portion under vigorous stirring. A black colloid was obtained immediately.

2.3. Characterizations of Ni_xM_{100-x} Catalysts

2.3.1. Transmission electron microscopy (TEM)

Transmission electron microscopy (TEM) images were taken using a PHILIPS Tecnai12 microscope operating at 120 kv. The freshly prepared catalyst solution was passivized by bubbling with N₂ for 20 minutes, to prevent the oxidation of the catalysts, immediately after synthesis. TEM samples were prepared by diluting the solution (0.05 mL) with methanol (3 mL), following which one drop of the solution was placed on a carbon film covered copper grid and dried under air.

2.3.2. X-ray photoelectron spectroscopy (XPS)

X-ray photoelectron spectroscopy (XPS) measurements were performed on a ESCALAB 250Xi spectrometer, using a Al K α X-ray source (1350 eV of photons) and calibrated by setting the C 1s peak to 284.80 eV. The fresh catalyst solution (10mL) was mixed with acetone (80 mL). The mixture was centrifuged and semi-solid material at the bottom of the centrifugation was collected, dried under vacuum, and analyzed by XPS. Note that Ni atoms in the oxide form due to post-oxidation during sample preparation.

2.4. Hydrodeoxygenation Reaction with Dibenzofuran

In a typical HDO experiment, a freshly prepared catalyst (0.0685 mmol) colloid was transferred into the reactor (20 mL) with a magnetic stirrer for the hydrodeoxygenation. The substrate DBF (38 mg, 0.228 mmol) was added. After flushing with H₂ four times, the reactor was charged with 1.2 MPa of H₂ and the temperature was raised to 200 °C with a stirring speed of 500 rpm. After the reaction complete, the mixture was cooled to ambient temperature, extracted with ethyl acetate (20 mL) and the organic phase was analyzed by GC/MS.

3. Results and discussion

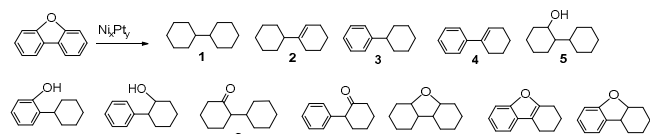


Fig.1. Twelve products identified after of Dibenzofuran hydrodeoxygenation

Table 1. Hydrodeoxygenation of dibenzofuran over Ni, Pt and Ni_xPt_{100-x} catalysts.

Entry	Catalyst	Selectivity ^a (%)			Conv. (%)	Standard Error ^e
		A ^b	B ^c	C ^d		
1	Ni	73	15	12	59	3.8
2	Pd	2	0	98	99	0.5
3	Pt	32	27	41	99	0.5
4	Ni ₇₅ Pd ₂₅	2	2	96	64	3.7
5	Ni ₈₅ Pd ₁₅	3	2	95	78	3.5
6	Ni ₇₅ Pt ₂₅	63	11	26	63	2.8
7	Ni ₈₀ Pt ₂₀	70	13	17	75	2.6
8	Ni ₈₂ Pt ₁₈	77	10	13	82	2.4
9	Ni ₈₆ Pt ₁₄	92	5	3	99	0.8
10	Ni ₈₈ Pt ₁₂	82	12	6	92	2.0
11	Ni ₉₀ Pt ₁₀	75	13	12	81	2.4

^a Reaction conditions: 0.228 mmol Dibenzofuran, 6 mL freshly prepared aqueous solution containing 0.44 mmol PVP, 0.0685mmol catalyst, H₂, 1.2MPa, 200 °C, 10h.

^b Hydrodeoxygenation products (compounds **1-4**).

^c Hydrogenolysis products (compounds **5-9**).

^d Hydrogenation products (compounds **10-12**).

^e Standard errors obtained from 3 groups of parallel experiments.

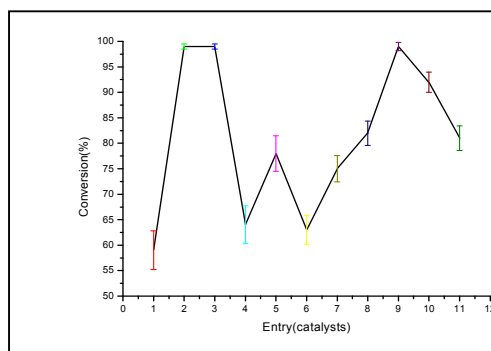


Figure2. The plot of the reaction conversions

3.1. Products Distribution of Dibenzofuran Hydrodeoxygenation

At first, monometallic catalysts (Ni, Pd and Pt) were used for the HDO of dibenzofuran (Table 1). Twelve main products were identified by GC-MS analysis (**1-12**; see Fig. 1) and there were no single-ring products observed from the HDO of DBF. Compounds **1-4** which lost the oxygen were derived from the hydrogenation deoxygenation of the substrate. Compounds **5-9** were products retaining one of C-O bond through another C-O bond hydrogenolysis. Compounds **10-12** were products generated by hydrogenation of the substrate without the cleavage of the C-O bond. So, the products were categorized as hydrodeoxygenation products **A: 1-4**, hydrogenolysis products **B: 5-9** and hydrogenation products **C: 10-12**. Ni monometallic catalyst achieved 59% conversion and 73% selectivity toward hydrodeoxygenation product (entry 1). Pt monometallic catalyst showed higher activity (entry 3) with 99% conversion of DBF, but the hydrodeoxygenation product selectivity was only 32%. Pd monometallic catalyst has poorer hydrodeoxygenation selectivity with 99% conversion and 2% hydrodeoxygenation product selectivity. Ni catalyst showed a highest selectivity towards hydrodeoxygenation products although the reaction did not have the highest conversion. Then, we evaluated the performance of several bimetallic catalysts to

improve the activity of the Ni catalysts and the product selectivity over different catalysts were summarized in table 1. The plot of the reaction conversions as a function of the catalysts used were showed in Figure 2. The Error bars on data points of figure2 were the results of 3 measurements. By incorporating Pd into Ni, the Ni/Pd catalysts did not improve the reaction selectivity as desired. The main products were also the hydrogenation products, which further indicated that Pd catalyst has higher hydrogenation activity than deoxygenation activity. By incorporating Pt into Ni, as Ni has a low content the products selectivity were similar with pt monometallic catalyst. With the increasing of Ni content, the Ni/Pt catalysts inherited the advantages of both components and $\text{Ni}_{86}\text{Pt}_{14}$ catalyst has the best performance with 99% conversion and 92% hydrodeoxygenation product selectivity. The selectivity of higher-Ni-content catalysts was maintained while the activity dropped gradually. Thus, $\text{Ni}_{86}\text{Pt}_{14}$ was chosen for further investigation. The reaction conditions were optimized and the results were summarized in Table 2, Table3 and Table4

3.2. Effect of Reaction Conditions

At 200 °C, the hydrodeoxygenation products selectivity was up to 92% with the excellent high selectivity of compound **3** with 88% selectivity. At 150 °C, the hydrodeoxygenation products selectivity was 10%, and the yield of **3** decreased to 9 %. In contrast, **6** and **7** increased to 63 % which were not detected at the reaction condition of 200 °C. At lower temperature (100 °C), the reaction became slow, thus, the hydrodeoxygenation selectivity only turned to 22 % and the total conversion was 9 % (Table 2). Above all, it could be concluded that temperature has great influence on total conversion and catalyst hydrodeoxygenation selectivity, which may due to the strong aromatic ether linkage of dibenzofuran.

Reaction pressure was another important influencing factor for the hydrodeoxygenation reaction. The conversion of DBF increases sharply from 59% to 100% when hydrogen pressure changes from 0.8 to 1.4 MPa. High hydrogen pressure may largely promotes the hydrogenation of aromatic rings of DBF to yield more product **11** and **12**, and then C–O bond cleavage is enhanced with up to 92% selectivity toward hydrodeoxygenation products and product **3** was the main product with 88% yield (Table 3, entry 4). The reaction time also affected the conversion rate of the substrate and the selectivity of the products. When reacting for 10 h the total

conversion can reach above 99% and the selectivity of product **3** reached 88% (Table 4).

3.3. Transmission electron microscopy (TEM)

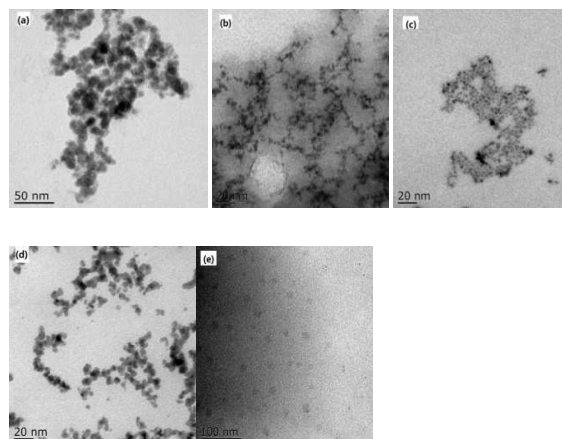


Figure3. (a) TEM image of Ni. (b) TEM image of $\text{Ni}_{86}\text{Pt}_{14}$. (c) TEM image of Pt. (d) TEM image of Pd. (e) TEM image of $\text{Ni}_{85}\text{Pd}_{15}$.

Transmission electron microscopy (TEM) was applied to probe the structure of the bimetallic catalyst, which indicates that the $\text{Ni}_{86}\text{Pt}_{14}$ catalyst is spherical with a diameter of 5.0 ± 0.5 nm (see Figure 3 b), similar to pure Pt particle (3.0 ± 0.5 nm) (see Figure 3 c) but smaller than the Ni catalyst (11.5 ± 3.5 nm) (see Figure3 a). $\text{Ni}_{85}\text{Pd}_{15}$ catalyst is spherical with a diameter of $10 \text{ nm} \pm 1.5 \text{ nm}$ (see Figure 3 e), similar to pure Ni particle but bigger than the Pd catalyst (5.0 ± 0.5 nm) (see Figure3 d). The structural features of the $\text{Ni}_{86}\text{Pt}_{14}$ catalyst corresponded to synergistic effect, which was well documented that the combination of two metals could result in drastically enhanced catalytic performance. Compared with $\text{Ni}_{86}\text{Pt}_{14}$ catalyst, $\text{Ni}_{85}\text{Pd}_{15}$ has a bigger diameter. The different structural features of $\text{Ni}_{86}\text{Pt}_{14}$ and $\text{Ni}_{85}\text{Pd}_{15}$ catalysts corresponded to the different reactivity and selectivity of these two bimetallic catalysts (see Table 1).

NJC

ARTICLE

Table 2. HDO of dibenzofuran over Ni₈₆Pt₁₄ catalyst under different reaction temperature.

Entry	Temp. (°C)	Selectivity ^a (%)												Conv. (%)
		1	2	3	4	5	6	7	8	9	10	11	12	
1	100	0	0	14	8	0	0	0	0	0	0	42	36	9
2	150	0	0	9	1	2	2	61	2	0	0	3	20	79
3	200	2	0	88	2	0	0	0	5	0	0	3	0	99

^a Reaction conditions: 0.228 mmol Dibenzofuran, 6 mL freshly prepared aqueous solution containing 0.0685 mmol Ni₈₆Pt₁₄ and 0.44 mmol PVP, 1200 KPa H₂, 10 h.

Table 3. HDO of dibenzofuran over Ni₈₆Pt₁₄ catalyst with different hydrogen pressure.

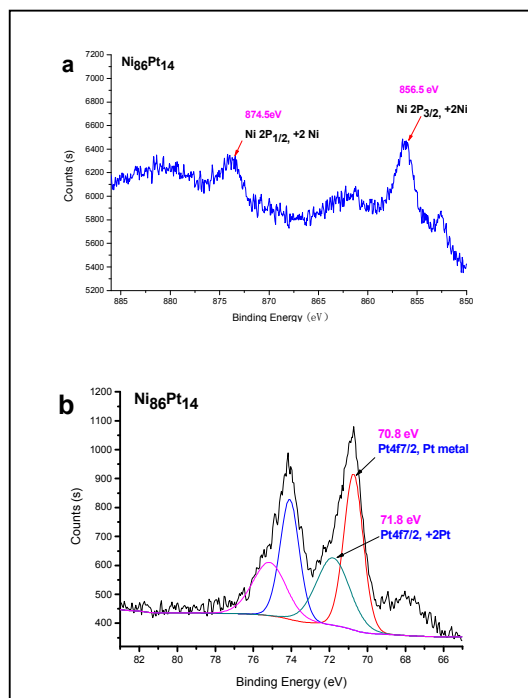
Entry	P _{H2} (KPa)	Selectivity ^a (%)												Conv. (%)
		1	2	3	4	5	6	7	8	9	10	11	12	
1	800	2	12	61	8	0	0	0	3	1	0	8	5	59
2	1000	4	12	61	2	0	0	0	4	1	0	7	9	63
3	1200	2	0	88	2	0	0	0	5	0	0	3	0	99
4	1400	13	31	56	0	0	0	0	0	0	0	0	0	100

^a Reaction conditions: 0.228 mmol Dibenzofuran, 6 mL freshly prepared aqueous solution containing 0.0685 mmol Ni₈₆Pt₁₄ and 0.44 mmol PVP, H₂, 200 °C, 10 h.

Table 4. HDO of dibenzofuran over Ni₈₆Pt₁₄ catalyst with different reaction time.

Entry	Time (h)	Selectivity ^a (%)												Conv. (%)
		1	2	3	4	5	6	7	8	9	10	11	12	
1	1	0	0	46	6	0	0	0	6	3	0	10	29	26
2	5	2	4	42	29	1	0	0	9	1	0	6	6	85
3	10	2	0	88	2	0	0	0	5	0	0	3	0	99
4	15	2	1	82	1	0	0	0	6	0	0	4	4	100

^a Reaction conditions: 0.228 mmol Dibenzofuran, 6 mL freshly prepared aqueous solution containing 0.0685 mmol Ni₈₆Pt₁₄ and 0.44 mmol PVP, 200 °C, 1200 KPa H₂.

Figure 4. XPS spectra for Ni₈₆Pt₁₄ catalysts.

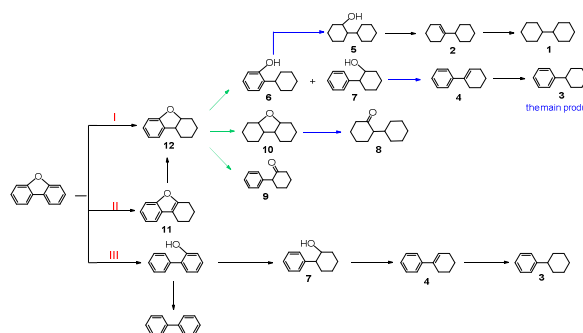
3.4 X-ray photoelectron spectroscopy (XPS)

XPS was employed to characterize valence state and surface composition of Ni₈₆Pt₁₄ catalysts. As shown in Figure 4, the spectra for Ni₈₆Pt₁₄ in Ni 2p region are revealing oxidation of Ni has occurred during the sample preparation. The appearance of the Pt 4f peak indicates the existence of near-surface Pt in the Ni₈₆Pt₁₄ catalyst. Using the Ni 2p_{3/2} and Pt 4f_{7/2} peak areas, the surface ratio of Ni/Pt can be determined as 8.4:1, which is higher than the precursors' ratio, 6.1:1, indicating that Ni is probably surface enriched.

3.5. Reaction Pathway of HDO of DBF over Ni/Pt Catalyst

According to the obtained experimental results, a proposed reaction pathway for dibenzofuran conversion over Ni/Pt catalyst under the current conditions is illustrated in Scheme 1. Typically, it is easy to achieve the hydrogenation products **10**, **11** and **12** through hydrogenation of aromatic rings of dibenzofuran at high H₂ pressure over Ni/Pt catalysts, followed by the cleavage of C-O bonds to produce **8**, **9** (pathways I and II). Moreover, **12** can also be converted to **6** and **7** through direct hydrogenolysis, and then,

phenol was rapidly hydrogenated to cyclohexanol. Subsequently, the intermolecular dehydration reaction of **5** and **7** will happen to form O-free **4-1**. Due to the rapid hydrogenation dehydration rate, **6**, **7** were not easily detected during dibenzofuran conversion. It has been reported another pathway of HDO of DBF like III^{8, 9, 11}, however in this research there were little biphenyl or 2-hydroxyl biphenyl detected. So we proposed pathways I and II were the main reaction pathways in this research.



Scheme 1. Proposed Reaction Pathways of Dibenzofuran Conversion over Ni/Pt Catalysts.

4. Conclusions

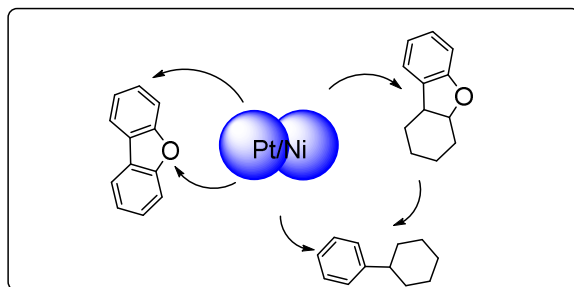
In summary, bimetallic Ni₈₆Pt₁₄ catalyst exhibits good activity in the hydrodeoxygenation of dibenzofuran, at 200 °C and 1200 kPa H₂ pressure. Based on the TEM and XPS characterization, Ni/Pt bimetallic catalysts have smaller particle size than corresponding single metal catalysts and Ni were enriched in the catalysts surface. The combination of the two single component exhibits prominent effects overcoming the limitations of a single component catalyst. It is interesting to see that Ni/Pt catalysts were effective in the hydrogenolysis deoxygenation of sp² C-O bond here. The structural characteristics of the Ni/Pt bimetallic catalysts may be the reason of their high catalytic activity and selectivity. We proposed hydrogenation of the aromatic rings is the first step, following by the C-O ether bonds cleavage and the deoxygenation of cyclohexanol to produce O-free cyclohexylbenzene. In addition, the aqueous phase reaction has the advantages of low cost, non-toxic and harmless to the environment and easy to separate organic products from the reaction system, which makes catalysts recyclable.

Acknowledgements

This work is supported by the Fundamental Research Funds for the Central Universities, 30915011315.

Notes and references

- J. G. Mueller, P. J. Chapman, P. H. Pritchard, *Environ. Sci. Technol.*, 1989, 23(10), 1197-1201.
- T.V. Choudhary, C.B. Phillips, *Appl. Catal. A* 2011, 397, 1–12.
- D. Zamfirescu, P. Grathwohl, *J. Contam. Hydrol.*, 2001, 53 407-427.
- S. S. Johansen, E. Arvin, H. Mosbæk and A. B. Hansen, *Toxicological & Environmental Chem.*, 1998, 66, 195-228.
- M. Cobas, L. Ferreira, T. Tavares, M.A. Sanromán, and M. Pazos, *Chemosphere*, 2013, 91, 711-716.
- P. Blum, A. Sagner, A. Tiehm, P. Martus, T. Wendel, and P. Grathwohl, *J. Contam. Hydrol.*, 2011, 126, 181-194.
- E. Furimsky, *Appl. Catal. A*, 2000, 199, 147-190.
- C. M. Huelsman and P. E. Savage, *Phys. Chem. Chem. Phys.*, 2012, 14, 2900-2910.
- J. Lu, A. Heyden, *J. Catal.*, 2015, 321, 39-50.
- D. Leckel, *Energy & Fuels*, 2006, 20, 1761-1766.
- S. Krishnamurthy, S. Panvelker, and Y.T. Shah, *AIChE J.*, 1981, 27, 994-1001.
- V. L.Vopa, C. N. Satterfield, *Energy & Fuels*, 1987, 1, 323-331.
- S. Boulloua-Eirasa, E. A. Blekkana, *Catal. Today*, 2014, 223, 44-53.
- P.M. Mortensen, J.-D. Grunwaldt, and A.D. Jensen, *Appl. Catal.*, 2011, 407, 1-19.
- P. M. Souza, R.C. Rabelo-Neto, and F. B. Noronha, *ACS Catal.*, 2015, 5, 1318-1329.
- K. T. shige, Y. Nakagawa, and M. Tamura, *Top. Curr. Chem.*, 2014, 353, 127-162.
- N. Yan and P. J. Dyson, *Curr. Opin. Chem. Engin.*, 2013, 2, 178-183.
- Y. Wang, Y. Fang, and J. Wu, *Catal. Commun.*, 2011, 12, 1201-1205.
- L.Wang, H. Wan, S. Jin, X. Chen, C. Li and C. Liang, *Catal. Sci. Technol.*, 2014, 5, 465-474.
- L. Wang, M. Zhang, M. Zhang, G. Sha, and C.Liang, *Energy Fuels*, 2013, 27, 2209–2217.
- L.Wang, C. Li, W. Li, S. Jin, and C. Liang, *Catal. Lett.*, 2014, 144, 809–816.
- C. Zhao and J. A. Lercher, *Angew. Chem.*, 2012, 124, 1 – 7.
- J. He, C. Zhao, and J. A. Lercher, *J. Am. Chem. Soc.*, 2012, 134, 20768–20775.
- J. Hea, C. Zhao, D. Meib, and J.A. Lercher, *J. Catal.*, 2014, 309, 280–290.
- C.H. Lee, J.S. Yoon, and Y.-K. Park, *Catal. Commun.*, 2012, 17, 54–58.
- B. Güvenatama, O. Kursuna, E. H. J. Heeresb, E.A. Pidkova, and E. J. M. Hensena, *Catal. Today*, 2014, 233, 83–91.
- A. G. Sergeev, J. D. Webb, and J. F. Hartwig, *J. Am. Chem. Soc.*, 2012, 134, 20226–20229.
- S. Jin, Z. Xiao, X. Chen, L. Wang, J. Guo, and M. Zhang, *Industrial & Engineering Chemistry Research*, 2015, 54 (8), 2302-2310.
- V.M. Roberts, V. Stein, T. Reiner, A. Lemonidou, X. Li, and J. A. Lercher, *Chem. Eur. J.*, 2011, 17, 5939- 5948.
- A. I. Molina, E. Gralberg, J. A. Cecilia, E. Finocchio, and E. R.-Castellón, *Catal. Sci. Technol.*, 2015, 1-36.
- A.K. Singh, Q. Xu, *ChemCatChem*, 2013, 5, 652–676.
- R. M. Navarro, B. Pawelec, J. M. Trejo, R. Mariscal, and J. L. G. Fierro, *J. Catal.*, 2000, 189, 184–194.
- A.R. Ardiyanti, A. Gutierrezb, M.L. Honkelab, A.O.I. Krauseb, H.J. Heeres, *Appl. Catal. A*, 2011, 407, 56– 66.
- H. P. Reddy Kannapu, C. A. Mullen, Y. Elkasabi, and A. A. Boateng, *Fuel Processing Technology*, 2015, 137, 220–228.
- J. K. Kima, J. K. Leea, K. H. Kanga, J. C. Song, and K. Song, *Appl. Catal. A*, 2015, 498, 142–149.
- J. Sun, A.M. Karim, H. Zhang, L. Kovarik, X.S. Li, A.J. Hensley, J.-S. McEwen, Y. Wang, *J. Catal.*, 2013, 306, 47–57.
- H. Konnerth, J. Zhang, D. Mac, M. H. G. Precht, and Ning Yana, *Chem. Engin.Sci.*, 2015, 123, 155–163.
- S. Fu, G. Yang, Y. Zhou, H.-B. Pan, C. M. Wai, D. Dua, and Y. Lin, *RSC Adv.*, 2015, 5, 32685–32689.
- J. Zhang, H. Asakura, and N. Yan, *Green Chem.*, 2014, 16, 2432-2337.
- J. Zhang, J. Teo, X. Chen, H. Asakura, T. Tanaka, K. Teramura, and N. Yan, *ACS Catal.*, 2014, 4, 1574-1583.
- S. K. Ghosh, M. Mandal, S. Kundu, S. Nath, T. Pal, *Appl. Catal. A*, 2004, 268, 61-66.



Hydrodeoxygenation of Dibenzofuran by Ni/Pt bimetallic Catalyst was achieved 99% of total conversion and 88% of selectivity of cyclohexylbenzene.