

# NJC

Accepted Manuscript



This is an *Accepted Manuscript*, which has been through the Royal Society of Chemistry peer review process and has been accepted for publication.

*Accepted Manuscripts* are published online shortly after acceptance, before technical editing, formatting and proof reading. Using this free service, authors can make their results available to the community, in citable form, before we publish the edited article. We will replace this *Accepted Manuscript* with the edited and formatted *Advance Article* as soon as it is available.

You can find more information about *Accepted Manuscripts* in the [Information for Authors](#).

Please note that technical editing may introduce minor changes to the text and/or graphics, which may alter content. The journal's standard [Terms & Conditions](#) and the [Ethical guidelines](#) still apply. In no event shall the Royal Society of Chemistry be held responsible for any errors or omissions in this *Accepted Manuscript* or any consequences arising from the use of any information it contains.

## Fourfold Action of Surfactants with Superacid Head Groups: Polyoxometalate-Silicone Nanocomposites as Promising Candidates for Proton-Conducting Materials.

Received 00th January 20xx,  
Accepted 00th January 20xx

DOI: 10.1039/x0xx00000x

Alexander Klaiber,<sup>a</sup> Steve Landsmann,<sup>a,b</sup> Tobias Löffler,<sup>a</sup> and Sebastian Polarz<sup>a</sup>

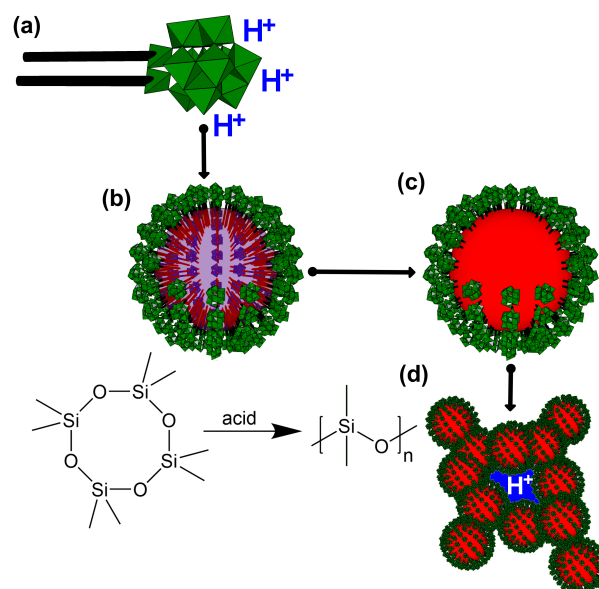
www.rsc.org/

Conventional, organic surfactants normally fulfill only one task associated with their amphiphilic character. The situation changes and multifunctionality is granted for surfactants containing inorganic entities, so-called I-SURFs. Here, we demonstrate that an I-SURF with a heteropolyacid head fulfills four tasks at once. It acts as an effective emulsification agent, it catalyzes the polymerization of silicone monomers, it provides proton-conductivity in a PDMS/polyoxometalate hybrid, and it acts as precursors for a nanostructured WO<sub>3</sub> material.

One of the major challenges societies face today and in the near future is securing sufficient resources and energy in the context of exponentially growing population and industries, and at the same time avoiding an irreversible impact on our ecological environment. Because the residue in hydrogen technology is water, substantial scientific activity was invested for more than one decade.<sup>1, 2</sup> Key element of hydrogen technology is the fuel-cell converting chemical energy into electrical energy. Significant research was done in materials science regarding the optimization of every component of fuels cells, anode, cathode and electrolyte. Still, the so-called Nafion, a polymer-based, proton-conducting material is a standard as an electrolyte.<sup>3-5</sup> Nafion, developed in the 1960s by Dupont, is a Teflon derivative with side chains containing sulfonic acid groups. Thus, it has amphiphilic properties resulting in a structure with water-filled nano-channels, in which proton-conduction takes place.<sup>6</sup> Because the preparation of Nafion is demanding and expensive, there is still a high demand of promising materials as substitutes.<sup>7-10</sup>

Here, we present a unique approach towards novel proton-conducting materials containing special polyoxometalate compounds (POMs).<sup>11, 12</sup> A special sub-group of polyoxometalates,

the so-called heteropolyacids, contain protons as counter-ions to the negatively charged metal-oxo cluster and are known for their high acidity due to pK<sub>a</sub> values in the range of superacids, which makes them interesting in catalysis.<sup>13, 14</sup> Very recently, there have been few papers reporting about beneficial, proton-conducting materials containing heteropolyacids. For instance Borros et al. have combined H<sub>3</sub>Mo<sub>12</sub>PO<sub>40</sub> in combination with a benzimidazole polymer and phosphoric acid,<sup>15</sup> or the polyoxometalate could be incorporated into the pores of metal-organic framework materials (MOFs) like demonstrated by Banerjee et al.<sup>10</sup> However, due to the weak interaction between the POM and the support, the large drawback of the latter approaches is that the heteropolyacid could quickly leach out (on the basis of days), which will negatively affect the durability of the materials. The route presented in the current paper is schematically depicted in **scheme 1**.



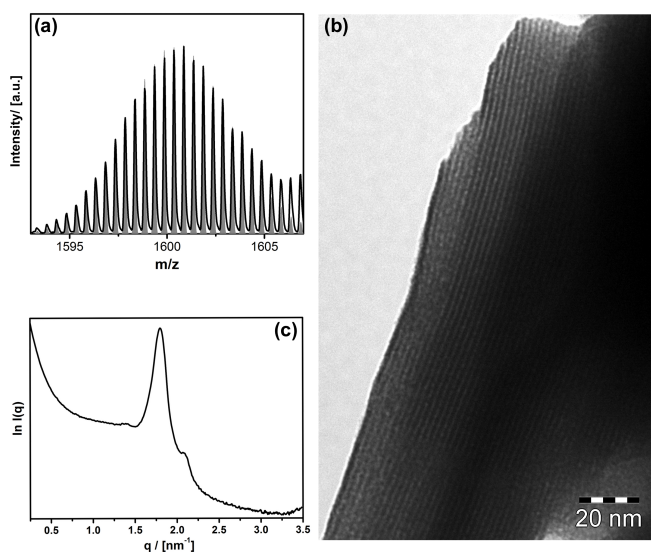
**Scheme 1.** (a) The heteropolyacid surfactant  $[(C_{16}H_{33}Si)_2PW_{11}O_{39}]^3-(H^+)_3$  used as an emulsification agent for preparing an emulsion of TSIL in water. For better indication of the emulsion character the surfactants are omitted in the front region of the droplet (b). The acid-catalysed polymerization leads to polysiloxane (red)-POM surfactant nanohybrid particles, which are then assembled into porous networks for proton-conduction.

<sup>a</sup> Department of Chemistry, University of Konstanz, Universitätsstrasse 10, 78457 Konstanz, Germany. Email: sebastian.polarz@uni-konstanz.de

<sup>b</sup> EMPA-Materials Science and Technology, Überlandstrasse 129, 8600 Dübendorf, Switzerland.

† Electronic Supplementary Information (ESI) available: ESI-1. Additional information for the surfactant with heteropolyacid head  $[(C_{16}H_{33}Si)_2PW_{11}O_{39}](H^+)_3$  (1). Additional information for the emulsion formed with TSIL, water and (1) as an emulsifier. ESI-3. Additional data for the solid PDMS-POM-surfactant nanohybrid. ESI-4. Additional data for material obtained after calcination of the PDMS-POM-surfactant nanohybrid. See DOI: 10.1039/x0xx00000x

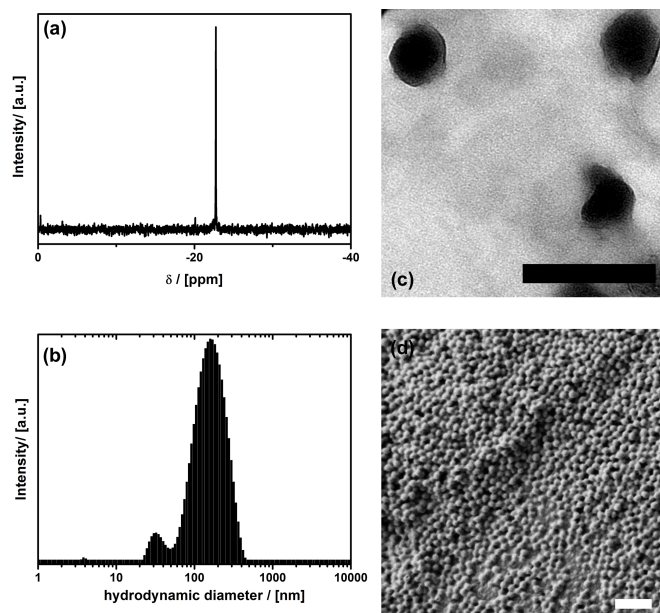
First a special type of surfactant with a heteropolyacid head group (scheme 1a) was prepared according to a method developed in our group.<sup>16-20</sup> The lacunary Keggin  $[\text{PW}_{11}\text{O}_{39}]^{7-}$  is reacted with two equivalents of the alkoxy-organosilane  $(\text{MeO})_3\text{Si}(\text{CH}_2)_{15}\text{CH}_3$ , followed by cation exchange with protons. The identity of the desired compounds  $[(\text{C}_{16}\text{H}_{33}\text{Si})_2\text{PW}_{11}\text{O}_{39}](\text{H})_3$  (**1**) was proven by a combination of analytical techniques (see also electronic supplementary information ESI-1). In electrospray ionization mass spectrometry (ESI-MS) the main signal at 1600 m/z can be assigned to the doubly-deprotonated form of (**1**) (see Fig. 1a). In NMR-spectra given in ESI-1 ( $^1\text{H}$ ,  $^{29}\text{Si}$ ,  $^{31}\text{P}$ ,  $^{183}\text{W}$ ) all signals can be assigned to (**1**), and in particular the occurrence of a broad signal at  $\delta(^1\text{H}) = 5.46$  ppm proves the existence of protons, respectively  $\text{H}_3\text{O}^+$  ions. The surfactant character of (**1**) can be seen from its ability to form lyotropic liquid crystals (LCC) at high concentration in contact with water (Fig. 1b,c). Microscopy under crossed polarizers (see ESI-1e) shows a birefringent phase. The texture is in agreement with a lamellar phase. The lamellar character is confirmed by transmission electron microscopy (TEM; Fig. 1b). The interlamellar spacing ( $d = 3.5$  nm) can be determined more precisely from the main signal in small angle X-ray scattering (SAXS) shown in Fig. 1c. Because  $d$  is less than the double length of the surfactant, there is presumably a partial interdigitation of the alkyl chains in the LCC phase as shown in ESI-1f.



**Figure 1.** (a) Experimental ESI-MS signal (black) and comparison to the theoretical pattern (grey) of  $[(\text{C}_{16}\text{H}_{33}\text{Si})_2\text{PW}_{11}\text{O}_{39}](\text{H})_3$ . (b) TEM micrograph of a lamellar phase of (**1**) and the corresponding SAXS pattern (c).

At lower concentration (**1**) forms micellar solutions with an average aggregate diameter 3.6 nm determined from dynamic light scattering (DLS) (see ESI-1g). However, it is much more important for the current work that the POM-surfactant can also be used for the generation of stable emulsions of octamethylcyclotetrasiloxane (TSIL) in water. The dispersions are stable over weeks and months (see ESI-2a). TSIL was used as a cyclic monomer for the acid-catalyzed generation of polydimethylsiloxane (PDMS), with additional  $\text{PhSi}(\text{OEt})_3$  used as a crosslinker. However, no additional acid needed to be added, because the acidity of the surfactant is high enough to

self-catalyse the reaction. The successful consumption of TSIL and formation of PDMS was monitored using  $^{29}\text{Si}$ -NMR spectroscopy. With time the signal at  $\delta = -20.1$  ppm for TSIL disappears almost completely and the new signal for PDMS ( $\delta = -22.7$  ppm) emerges (Fig. 2a). The resulting dispersion contains almost spherical  $\approx 155$  nm large particles with fairly narrow size distribution as found by DLS and TEM (Fig. 2b,c). The DLS shows also a weak second size distribution around 30 nm. The origin of this peak is not clear at the moment. Eventually there are also some smaller particles formed in due course of the emulsion polymerization, or one sees vesicular structure, which are known to occur for polyoxometalate surfactants.<sup>17</sup> Also these dispersions are stable for weeks, which demonstrates the effective steric stabilization due to the negatively charges POM-surfactant at the surfaces of the particles. Furthermore, we could not detect any leaching of tungstate species and degradation of the surfactant into the aqueous phase, as long as it is secured that the pH-value remains acidic. The reason for the stability of the material is that the alkyl-chain of the surfactant is tightly locked inside the PDMS matrix (see scheme 1c).

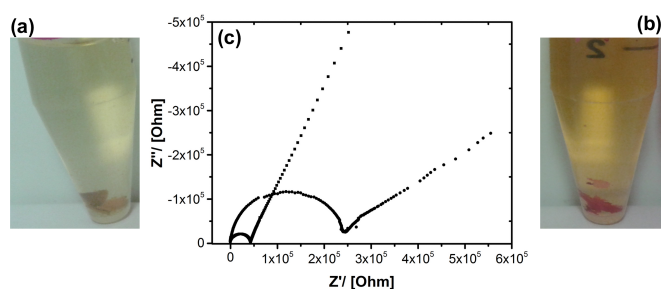


**Figure 2.** (a)  $^{29}\text{Si}$ -NMR spectrum after PDMS formation. (b) DLS size distribution of PDMS-POM-surfactant particles in aqueous dispersion. (c) TEM of PDMS-POM-surfactant particles; scalebar  $\approx 200$  nm. (d) SEM of PDMS-POM-surfactant particle aggregates obtained after freeze-drying; scale bar  $\approx 1$   $\mu\text{m}$ .

Aggregation of these particles can either be induced by addition of salt, or by drying. We have used freeze-drying until all water has been removed. Solid, highly elastic, rubber-like materials were obtained (see also ESI-3). The particles in these solids have formed a fairly porous network shown via scanning electron microscopy (SEM) in Fig. 2d. The porosity and inner surface area ( $A_{\text{BET}} = 33$  m<sup>2</sup>/g) was determined using  $\text{N}_2$  physisorption analysis (isotherm shown in ESI-3). It is important to note that the porous network is stable and particles cannot be re-dispersed, no matter which solvent is used (see also Fig. 3). This is caused by linkage between the particles due to partial fusion, which can be seen from

magnified SEM images (ESI-3). The homogeneity of the resulting material was also investigated in further analytical technique. As expected there are no crystalline domains found by powder X-ray diffraction (PXRD) and no periodicities on the meso-scale seen by small angle X-ray scattering (SAXS); both data not shown. However, using FT-IR and FT-Raman spectroscopy provided in ESI-3, it can be proven that the material is composed exclusively of the POM-surfactant and the siloxane polymer. No other constituents are present. Further proof that the mentioned material still contains the POM constituent was done by a combined TGA (thermogravimetric analysis) PXRD experiment. The mass loss observed in TGA in air (see ESI-3) is larger than expected for the decomposition and removal of volatile components originating from the organosilsesquioxane species alone, and as a product a mixture of amorphous  $\text{SiO}_2$  and crystalline  $\text{WO}_3$  (data given in ESI-4) was obtained. Considering modern applications of  $\text{WO}_3$ ,<sup>21, 22</sup> an interesting aspect, which however is beyond the scope of the current manuscript, is that the obtained  $\text{SiO}_2/\text{WO}_3$  hybrid material is also nanostructured and resembles the morphology of the PDMS/POM-surfactant phase (see ESI-4).

Coming back to the PDMS/POM nanohybrid there are some obvious similarities to Nafion. We have a hydrophobic backbone with highly acidic, water compatible groups covering exclusively the surfaces of a porous structure (scheme 1). It now needs to be probed, if the material is conducting protons. A first, phenomenological proof is coming from adding the material to an aqueous solution containing a pH-indicator (see Fig. 3a,b). In comparison to a PDMS material prepared with a conventional, surfactant (SDS) instead of (1) there is clearly an acidic reaction not only in solution, but also directly inside the solid material.



**Figure 3.** Pure PDMS body (as a non-acidic reference, a) and PDMS/POM-surfactant nanohybrid (b) in a solution containing a pH-indicator dye. (c) Impedance spectra of two PDMS/POM-surfactant nanohybrids containing different amount of compound (1). Circles  $\equiv$   $\text{H}^+:\text{Si}$  ratio equals 1:90; squares  $\equiv$   $\text{H}^+:\text{Si}$  ratio equals 1:20.

Furthermore, the materials (after equilibration of samples with water)<sup>23</sup> were characterized using impedance spectroscopy, which is a good method for the investigation of proton conduction in solid materials.<sup>24, 25</sup> Fig. 3c shows the Nyquist diagram of the data, which were evaluated using literature-known methods.<sup>25, 26</sup> The proton conductivity is calculated from the low frequency real-axis intercept of the semicircular arc by scaling the resistance appropriately with pellet thickness and pellet diameter. As expected the proton conductivities

depend on the relative amount of POM-surfactant to PDMS polymer, respectively the ratio of protons provided by (1) and Si from the polymer; ( $\sigma(\text{H}^+:\text{Si}=1:90) = 5.9 \times 10^{-5} \text{ S/cm}$ ; ( $\sigma(\text{H}^+:\text{Si}=1:20) = 7.5 \times 10^{-3} \text{ S/cm}$ ).

In the current paper we discuss a surfactant containing a special inorganic entity as a head group, a so-called heteropolyacid. This polyoxometalate surfactant  $[(\text{C}_{16}\text{H}_{33}\text{Si})_2\text{PW}_{11}\text{O}_{39}](\text{H})_3$  exhibits fourfold action at once. First of all it is an effective emulsification agents for monomers leading to polysiloxane polymers (silicones). Secondly, its protic character catalyses the polymerization of the monomers, which leads to spherical PDMS/POM-surfactant particles. Solvent removal allows to assemble a nanoporous network from these particles. Because the POM-surfactants are located at the surfaces of this network, their third function is to provide proton-conductivity inside the channels of the materials. Finally, the POM head could be used as a precursor for  $\text{WO}_3$ , and interesting, nanostructured silica- $\text{WO}_3$  hybrid materials were briefly discussed in the paper.

Unfortunately, the material cannot compete yet with Nafion as the most prominent proton-conducting material used in fuel cells. Depending on literature source and conditions the conductivity of Nafion is reported in the region  $10^{-1}$ - $10^{-2} \text{ S/cm}$ ,<sup>27</sup> whereas our material is roughly 1-2 orders of magnitude worse. This requires some optimization processes in the future. In particular the degree of PDMS cross-linking needs to be adjusted for controlling and increasing the porosity of the PDMS/POM-surfactant nanohybrid. However we could show that PDMS/POM materials are promising candidates for proton-conducting membranes, as they exhibit good proton conductivity with respect to their low inner surface area, which indicates a high proton mobility within the material. We are aware that the porosity of the material is not the only factor for high performance proton-conduction materials as Nafion beads exhibit BET surfaces of only  $0.02 \text{ m}^2/\text{g}$ .<sup>28</sup> In addition to applications as proton-conducting membranes, one can also imagine that the materials presented here are interesting in heterogeneous catalysis.<sup>29</sup>

## Experimental section

An emulsion is prepared by sonication (using a Bandelin TT13; 5 min) of a mixture of the POM-surfactant (1) (e.g. 0.031 mmol), water (16 mL), TSIL (e.g. 1.7 mmol) and  $\text{PhSi}(\text{OEt})_3$  as a cross-linker. The resulting dispersion is stirred for 20h at  $80^\circ\text{C}$ . Impedance spectroscopy was performed using a Zahner IM6 workstation over a frequency range of  $1$ - $10^7 \text{ Hz}$  with oscillating voltage 50-500 mV.

## Notes and references

§ The current work was funded by the European Research Council within the ERC consolidator grant 'ISURF'.

1. J. D. Holladay, J. Hu, D. L. King and Y. Wang, *Catal. Today*, 2009, **139**, 244-260.
2. B. C. H. Steele and A. Heinzel, *Nature*, 2001, **414**, 345-352.

3. R. Borup, J. Meyers, B. Pivovar, Y. S. Kim, R. Mukundan, N. Garland, D. Myers, M. Wilson, F. Garzon, D. Wood, P. Zelenay, K. More, K. Stroh, T. Zawodzinski, J. Boncella, J. E. McGrath, M. Inaba, K. Miyatake, M. Hori, K. Ota, Z. Ogumi, S. Miyata, A. Nishikata, Z. Siroma, Y. Uchimoto, K. Yasuda, K. I. Kimijima and N. Iwashita, *Chem. Rev.*, 2007, **107**, 3904-3951.
4. Y. Wang, K. S. Chen, J. Mishler, S. C. Cho and X. C. Adroher, *Appl. Energy*, 2011, **88**, 981-1007.
5. D. J. Kim, M. J. Jo and S. Y. Nam, *J. Ind. Eng. Chem.*, 2015, **21**, 36-52.
6. D. K. Paul, A. Fraser and K. Karan, *Electrochem. Commun.*, 2011, **13**, 774-777.
7. J. A. Asensio, E. M. Sanchez and P. Gomez-Romero, *Chem. Soc. Rev.*, 2010, **39**, 3210-3239.
8. T. J. Peckham and S. Holdcroft, *Adv. Mater.*, 2010, **22**, 4667-4690.
9. S. Liu, Z. Yue and Y. Liu, *Dalton Transactions*, 2015, **44**, 12976-12980.
10. C. Dey, T. Kundu and R. Banerjee, *Chem. Commun.*, 2012, **48**, 266-268.
11. D. L. Long, R. Tsunashima and L. Cronin, *Angew. Chem.-Int. Edit.*, 2010, **49**, 1736-1758.
12. A. Dolbecq, E. Dumas, C. R. Mayer and P. Mialane, *Chem. Rev.*, 2010, **110**, 6009-6048.
13. I. V. Kozhevnikov, *Chem. Rev.*, 1998, **98**, 171-198.
14. N. Mizuno and M. Misono, *Chem. Rev.*, 1998, **98**, 199-217.
15. P. Gomez-Romero, J. A. Asensio and S. Borros, *Electrochim. Acta*, 2005, **50**, 4715-4720.
16. S. Polarz, S. Landsmann and A. Kläiber, *Angew. Chem.-Int. Edit.*, 2014, **53**, 946-954.
17. S. Landsmann, M. Luka and S. Polarz, *Nat. Commun.*, 2012, **3**, 6.
18. J. J. Giner-Casares, G. Brezesinski, H. Mohwald, S. Landsmann and S. Polarz, *J. Phys. Chem. Lett.*, 2012, **3**, 322-326.
19. S. Landsmann, M. Wessig, M. Schmid, H. Colfen and S. Polarz, *Angew. Chem.-Int. Edit.*, 2012, **51**, 5995-5999.
20. S. Landsmann, C. Lizandara-Pueyo and S. Polarz, *J. Am. Chem. Soc.*, 2010, **132**, 5315-5321.
21. C. Santato, M. Odziemkowski, M. Ulmann and J. Augustynski, *J. Am. Chem. Soc.*, 2001, **123**, 10639-10649.
22. S. K. Deb, *Sol. Energy Mater. Sol. Cells*, 2008, **92**, 245-258.
23. B. A. Holmberg and Y. S. Yan, *J. Electrochem. Soc.*, 2006, **153**, A146-A149.
24. G. Inzelt, M. Pineri, J. W. Schultze and M. A. Vorotyntsev, *Electrochim. Acta*, 2000, **45**, 2403-2421.
25. S. M. J. Zaidi, S. D. Mikhailenko, G. P. Robertson, M. D. Guiver and S. Kaliaguine, *J. Membr. Sci.*, 2000, **173**, 17-34.
26. P. X. Xing, G. P. Robertson, M. D. Guiver, S. D. Mikhailenko and S. Kaliaguine, *Macromolecules*, 2004, **37**, 7960-7967.
27. K. D. Kreuer, *J. Membr. Sci.*, 2001, **185**, 29-39.
28. M. A. Harmer, W. E. Farneth and Q. Sun, *J. Am. Chem. Soc.*, 1996, **118**, 7708-7715.
29. A. Corma and H. Garcia, *Adv. Synth. Catal.*, 2006, **348**, 1391-1412.

1

Surfactants with polyoxometalate (POM)  $[PW_{11}O_{39}]^{3-}$  head and protons as counter-ions are used for the emulsion polymerization of hybrid polydimethylsiloxane (PDMS) networks.

