

# Green Chemistry

Accepted Manuscript



This is an *Accepted Manuscript*, which has been through the Royal Society of Chemistry peer review process and has been accepted for publication.

*Accepted Manuscripts* are published online shortly after acceptance, before technical editing, formatting and proof reading. Using this free service, authors can make their results available to the community, in citable form, before we publish the edited article. We will replace this *Accepted Manuscript* with the edited and formatted *Advance Article* as soon as it is available.

You can find more information about *Accepted Manuscripts* in the [Information for Authors](#).

Please note that technical editing may introduce minor changes to the text and/or graphics, which may alter content. The journal's standard [Terms & Conditions](#) and the [Ethical guidelines](#) still apply. In no event shall the Royal Society of Chemistry be held responsible for any errors or omissions in this *Accepted Manuscript* or any consequences arising from the use of any information it contains.

# Efficient Syntheses of Bolaform Surfactants from L-Rhamnose and/or 3-(4-Hydroxyphenyl)Propionic Acid

Firmin Obounou Akong,<sup>a</sup> Sandrine Bouquillon<sup>a\*</sup>

<sup>a</sup>Institut de Chimie Moléculaire de Reims, UMR CNRS 7312, Université Reims Champagne-Ardenne, UFR Sciences, BP 1039 boîte 44, 51687 Reims Cedex 2, France.

**Keywords:** surfactants, bolaform, rhamnose, 3-(4-hydroxyphenyl)propionic acid, solvent-free, enzymatic esterification, lipase, metathesis, antioxidant activity, elicitors.

## Abstract

The efficient syntheses of new symmetric and asymmetric bolaamphiphiles derived from L-rhamnose and/or 3-(4-Hydroxyphenyl)propionic acid are described. The bolaamphiphiles are obtained with good to high yields through a two steps reaction sequence involving successively a glycosylation (or an esterification) and a metathesis. The glycosylations were performed without solvent because the alcohols could play this role. Concerning the esterifications, enzymatic catalysis led to the esters with high yields which increased with the carbon chain length. Finally, the metathesis steps were performed in the presence of Grubbs I catalyst without protecting steps in only dichloromethane without addition of methanol.

## Introduction

The sugar-based biosurfactants are considered as environmental-friendly molecules due to their biocompatibility and biodegradability. Their use is then becoming wider during recent years because of the prompting of environmental and toxicity issues.<sup>1</sup>

The use of inexpensive raw materials such as agroindustrial wastes is an attractive strategy to reduce the production costs associated with biosurfactant production. At the same time, its contribute to the reduction of environmental impact generated by the discard of residues, and the treatment costs. Carbohydrate-rich substrates generate low rhamnolipid levels, whereas oils and lipid-rich wastes have shown excellent potential as alternative carbon sources.<sup>2</sup>

Rhamnolipids produced by the bacteria *Pseudomonas aeruginosa* are known as very efficient biosurfactant molecules. They are used for a wide range of industrial applications, especially in food, cosmetics and pharmaceutical formulations as well as in bioremediation of pollutants.<sup>3-7</sup> Rhamnolipids have also direct antifungal properties by inhibiting spore

germination and mycelium growth of *B. cinerea* and efficiently protect grapevine against the fungus.<sup>8</sup>

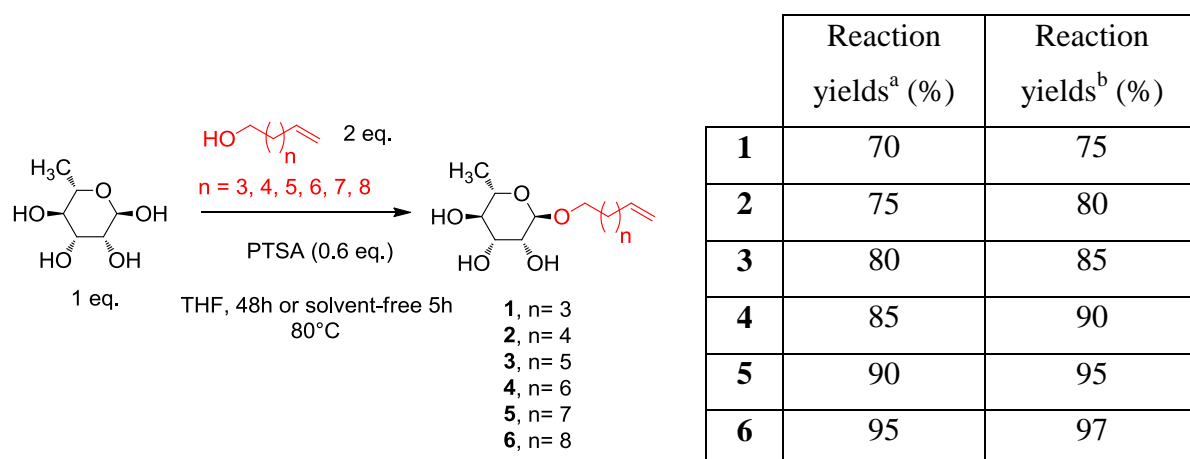
In this context since many years, our work was focused on sugar-based surfactants, D-xylosides,<sup>9</sup> D-xylosides-based bolaamphiphiles<sup>9</sup> and more recently L-rhamnosides<sup>9</sup> which could be considered as rhamnolipids. Recently, we compared the synthesis and the interfacial properties of a D-xyloside-based bolaamphiphile and a L-rhamnoside-based bolaamphiphile and revealed the importance of the hydrophilic head and also the eliciting behavior of the L-rhamnoside-based bolaamphiphile.<sup>9</sup>

In this paper, we will describe the preparation of a wide range of L-rhamnosides or L-rhamnoside-based bolaamphiphiles and of fatty esters or fatty ester-based bolaamphiphiles derived from 3-(4-hydroxyphenyl)propionic acid which is known for its antioxidative activity.<sup>10</sup> Original asymmetric bolaamphiphiles coming from the association of some L-rhamnosides and fatty esters have also been synthesized. All glycosylations could be realized with solvent and the esterifications and metathesis are performed with good yields and selectivities using respectively enzymatic or catalytic pathways. Subsequently, the objective is to study the structure-property relationships between molecules obtained in order to better understand their assembly in solution for defined applications. This goal will not be the subject of our discussion in this document.

## Results and discussion

### *Glycosylation of rhamnose*

The glycosylation of the L-rhamnose with unsaturated alcohols following Fischer's method<sup>11</sup> led to the rhamnosides with very good stereoselectivity in favor to the monocatenar  $\alpha$  as typically described for other glycosylations of L-rhamnose related in the literature.<sup>12</sup> The reactions were first realized in THF with PTSA in substoichiometric proportions and the yields after 48h of reaction were good (Scheme 1). Next, as the alcohols could play themselves the role of solvents, we decided to realize the reactions in the absence of THF and obtained slightly higher yields over 5 hours (Scheme 1), what represents a real advance according to the fifth principle of the green chemistry.



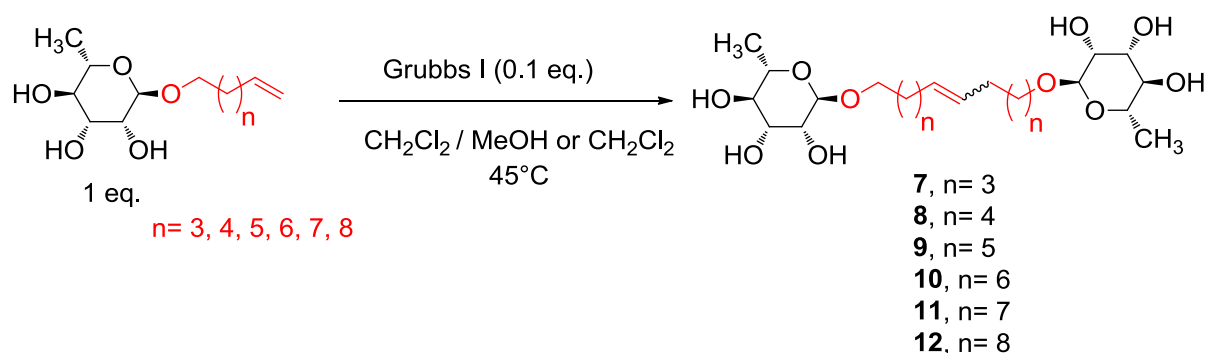
<sup>a</sup> With THF as solvent, 48h.

<sup>b</sup> Solvent free Reaction, 5h.

Scheme 1 - Glycolysation of rhamnosides

### Metathesis of rhamnosides

In a second step, classical conditions of metathesis reaction<sup>9b, c</sup> in the presence of a catalytic quantity of Grubbs I catalyst gave the bolaamphiphiles **7-12** with yields between 50 to 75 % and a *Z/E* ratio around 20/80 (Scheme 2). Here again, compared to previous work,<sup>9d</sup> the yields were improved by modifying some reaction conditions (reaction time, purification and especially the solvent) without protecting/deprotecting steps. The use of dichloromethane alone led to slightly higher yields (Scheme 2). This may be due to the fact that the dichloromethane increases the solubility of all reactants and the catalyst's stability while enhancing its activity. That is why yields increase slightly and reaction times decrease (72h to 8h).



	Reaction yields <sup>a</sup> (%)	Reaction yields <sup>b</sup> (%)
<b>7</b>	50	55
<b>8</b>	55	60

<b>9</b>	60	65
<b>10</b>	65	70
<b>11</b>	70	75
<b>12</b>	75	80

<sup>a</sup> in CH<sub>2</sub>Cl<sub>2</sub>/MeOH, 72h    <sup>b</sup> in CH<sub>2</sub>Cl<sub>2</sub>, 8h

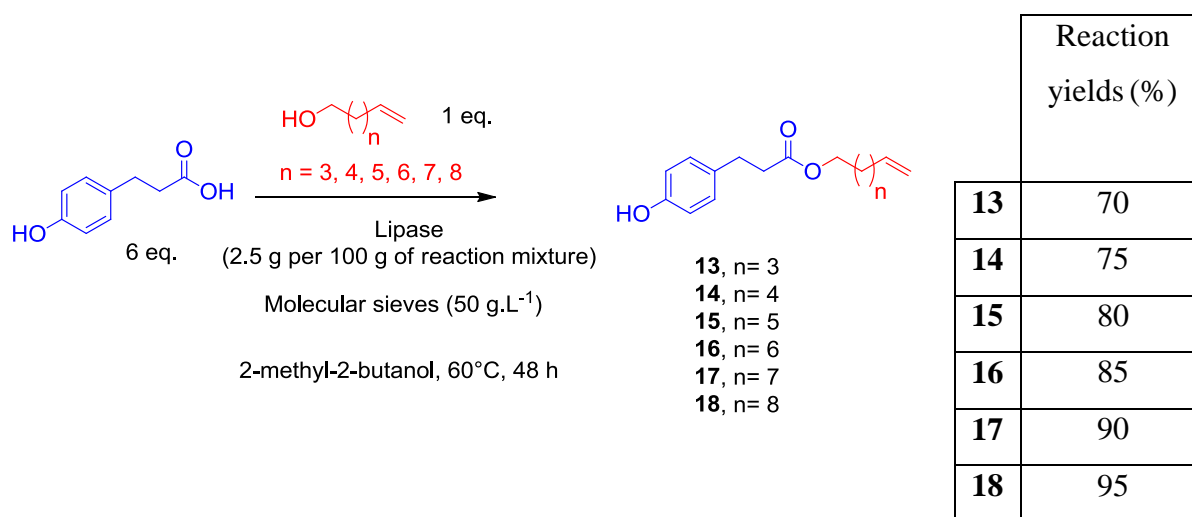
Scheme 2 - Metathesis of rhamnosides

As our goal was also to prepare mixed bolaamphiphilic compounds with two different terminal entities, we decided to use as hydrophilic moiety an acid showing furthermore antioxidant properties, the 3-(4-hydroxyphenyl)propionic acid.<sup>13</sup> The formation of monocatener compounds obtained by chemo-enzymatic from phenolic compounds is a research topic that continued to interest the scientific world because the compounds obtained have original properties (antioxidant, anticarcinogenic, antimicrobial, anti-inflammatory) and can be used in various fields such as food, cosmetics, etc....<sup>13</sup> So, at first, we developed the synthesis of monocatener surfactants from this acid through an enzymatic way.

#### *Esterification of 3-(4-hydroxyphenyl)propionic acid*

These monocatener surfactants were prepared through an esterification reaction according a method described in the literature for the preparation of rhamnose-based esters, involving an enzymatic catalysis.<sup>14</sup> A lipase (lipase Novozym 435, lipase B from *Candida antarctica*, CALB)<sup>15</sup> was chosen and the reaction was realized in 2-methyl-2-butanol as solvent during 48h at 60°C, in the presence of 3Å molecular sieves (Scheme 3). The use of such a solvent is described in the literature for the esterification of aromatic acids with various alcohols (fatty, saturated or unsaturated ones).<sup>16</sup> Furthermore, the 2-methyl-2-butanol, which is commonly used in the food domain,<sup>17</sup> was chosen as solvent to favor the solubilization of both acid and alcohols.<sup>18a-d</sup> It also facilitates contact between the two substrates and improves both stability and activity of the enzyme.<sup>18b</sup> The discovery of the activity of enzymes in organic media is a determinant step in the development of biocatalyse.<sup>18c-g</sup> Furthermore, the 2-methyl-2-butanol, compared to more polar solvent as DMSO for example, is also able to prevent the water stripping.<sup>19</sup>

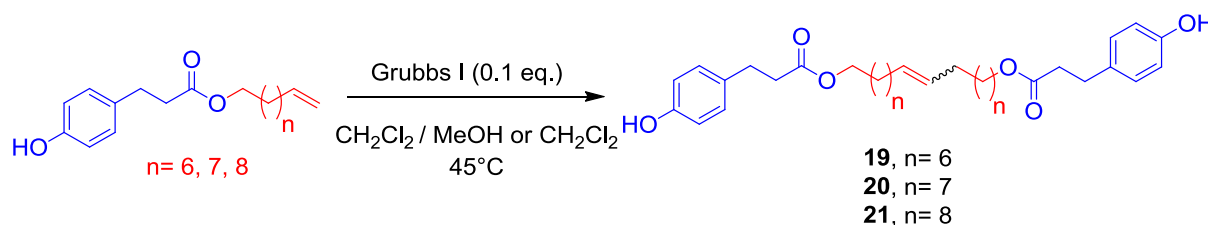
The esterification yields are good and increase with the length of the hydrocarbon chain (Scheme 3) what is probably due to the weak solubility of the esters with long chains in water.



Scheme 3 - Esterification of 3-(4-hydroxyphenyl)propionic acid

### Metathesis of esters

Next, similar conditions of metathesis reaction as the further conditions employed for the metathesis of the rhamnosides, were chosen to produce the bolaamphiphiles **19-21** with good yields between 70 to 80 % (or 65 to 75% depending of the reaction solvent) and a *Z/E* ratio around 20/80 (Scheme 4). The reaction was performed with hydrophobic chains of 9 to 11 carbons in order to obtain some hydrophobic spacers presenting suitable lengths between the two hydrophilic heads. Here again, the use of dichloromethane alone led again to slightly higher yields (Scheme 4). The reasons are the same as those set out for the metathesis rhamnosides.



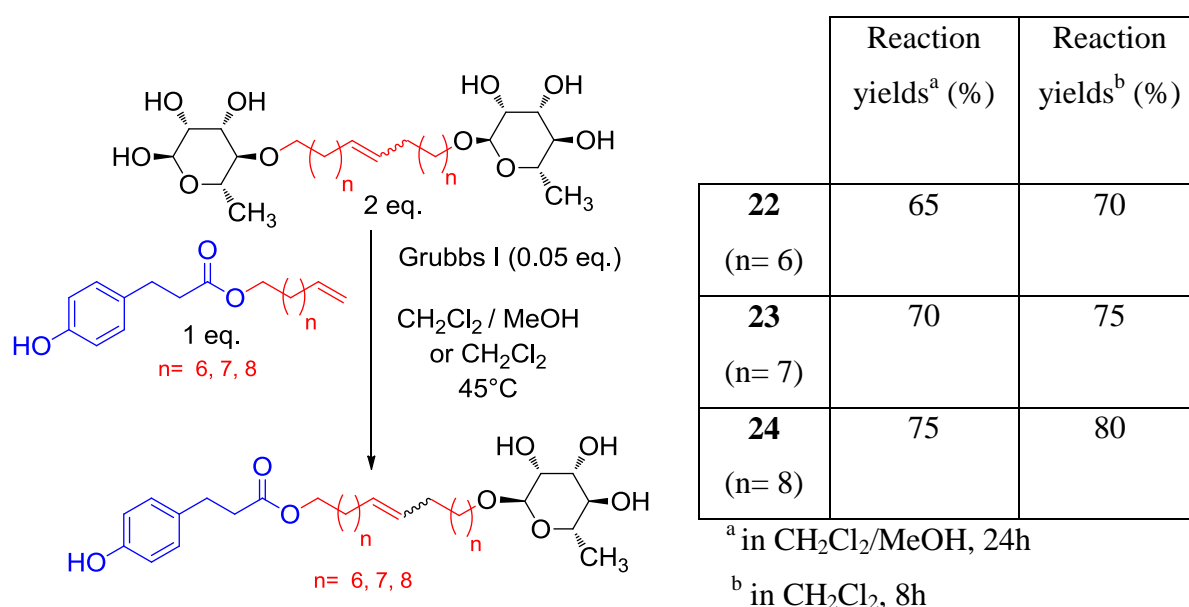
	Reaction yields <sup>a</sup> (%)	Reaction yields <sup>b</sup> (%)
<b>19</b>	65	70
<b>20</b>	70	75
<b>21</b>	75	80

<sup>a</sup> in CH<sub>2</sub>Cl<sub>2</sub>/MeOH, 72h    <sup>b</sup> in CH<sub>2</sub>Cl<sub>2</sub>, 12h

Scheme 4 - Metathesis of esters

*Cross Metathesis rhamnosides/esters*

Finally, in order to obtain mixed bolaamphiphiles, different methods of cross metathesis<sup>20</sup> were tested according to pathways described in the literature by using various Ruthenium-based catalysts, various ratios rhamnosides/esters or reaction conditions (time, temperature). After testing a large panel of conditions (Grubbs I and Grubbs II 10 or 20% mol amounts, ratios rhamnosides/esters of 2/1, 1/2 or 1/3), mixed (or asymmetric) bolaamphiphiles were always obtained as minor compounds compared to symmetric ones. However, according to the work of Blechert,<sup>21</sup> we obtained three mixed bolaamphiphiles by reaction of symmetric bolaamphiphiles respectively from rhamnosides and esters presenting analog carbon chain lengths (Scheme 5). The cross metathesis reactions were realized in a mixture CH<sub>2</sub>Cl<sub>2</sub>/MeOH or in dichloromethane at 45°C respectively during 24h or 8h with 2 equivalents of rhamnoside-based bolaamphiphiles and 1 equivalent of esters. Three mixed (or asymmetric) bolaamphiphiles were obtained with yields up to 80%, depending on the nature of the solvent as seen previously, the reaction time (from 24h to 8h) and the yields being improved slightly with the use of dichloromethane.



Scheme 5 - Cross-Metathesis reactions

These compounds present a bolaform structure with two different hydrophilic heads. One head could bring antioxidant properties as wide ranges of phenolic compounds in nature are

participating in the defense role and exhibit antioxidant and other biological properties;<sup>13a</sup> the other head could be able to confer the specific properties of rhamnolipids, known as very efficient biosurfactant molecules and used in a wide range of industrial applications including food, cosmetics, pharmaceutical formulations and bioremediation of pollutants.<sup>8b</sup>

## Conclusion

In conclusion, we prepared a large panel of symmetric and asymmetric bolaamphiphiles derived from L-rhamnose and/or 3-(4-hydroxyphenyl)propionic by using reaction sequences involving solvent-free glycosylations or enzymatic esterifications and metathesis steps. No protection/deprotection steps of the biosourced starting materials are required and the yields are good and the purification of the products relatively easy. The determination of their respective interfacial, antioxidant and eliciting properties are currently underway.

## Experimental section

All reagents were commercially available and used as received. Solvents were dried and distilled under argon before use ( $\text{CH}_2\text{Cl}_2$  over  $\text{CaCl}_2$  and THF over sodium/benzophenone) and stored over molecular sieves.  $^1\text{H}$  and  $^{13}\text{C}$  NMR spectra were recorded on an AC 250 Bruker in  $\text{CD}_3\text{OD}$  for  $^1\text{H}$  and  $^{13}\text{C}$  spectra. The infrared spectra were recorded with Spectrafile IR<sup>TM</sup> Plus MIDAC. All electrospray ionization mass spectrometry experiments (MS and HRMS) were obtained on a hybrid tandem quadrupole/time-of-flight (Q-TOF) instrument, equipped with a pneumatically assisted electrospray (Z-spray) ion source (Micromass, Manchester, UK) operated in positive mode (EV = 30 V, 80°C, flow of injection: 5  $\mu\text{l}/\text{min}$ ). Chromatography was carried out on SDS Silica 60 (40-63  $\mu\text{m}$ ), Art 2050044 (flash-chromatography) or silica 60 F<sub>254</sub> (TLC plates).

### *General Procedure for the preparation of the rhamnositides:*

To a solution of L-rhamnose and unsaturated alcohol in THF (20 mL) or not (reaction without solvent during 5h) are added at 80°C, PTSA in three portions. After respectively 48 h or 5 h of reaction, the mixture is neutralized with addition of a 0.5 M MeONa solution ( $\approx 26$  mL) and the purification of the major  $\alpha$  anomer (ratio  $\alpha/\beta$ : 95/5) is realized through flash chromatography (eluting mixture:  $\text{CH}_2\text{Cl}_2/\text{MeOH}$  9:1).



### Hex-5'-enyl- $\alpha$ -L-rhamnopyranoside 1

General Procedure for the preparation of the rhamnosides with L-rhamnose (4.006 g; 21.9 mmol; 1 eq) and 5-Hexen-1-ol (4.405 g; 43.9 mmol; 2 eq), 2.509 g of PTSA (13.19 mmol; 0.6 eq) in three portions (836 mg each h).

Compound **1** is obtained as a brown paste with a yield of 70 (48h) or 75 (5h) %.  $\nu_{\max}$  (ATR) / $\text{cm}^{-1}$  3374 (OH), 2926-2856 (C-H), 1641 (C=C), 1053-1123 (C-O-C);  $\delta_{\text{H}}$  (250.1 MHz;  $\text{CD}_3\text{OD}$ ) 1.28 (3H, d, J 7.5,  $\text{CH}_3$ ), 1.52 (2H, overlap,  $-\text{CH}_2\text{CH}_2\text{CH}=\text{CH}_2$ ), 1.60 (2H, overlap,  $-\text{CH}_2\text{CH}_2\text{CH}_2\text{CH}=\text{CH}_2$ ), 2.10 (2H, m,  $\text{CH}_2\text{CH}_2\text{CH}=\text{CH}_2$ ), 3.33-3.87 (6H, overlap,  $\text{CH}(\text{CH}_3)\text{CH}(\text{OH})\text{CH}(\text{OH})\text{CH}(\text{OH})\text{CH}(\text{OCH}_2(\text{CH}_2)_3\text{CH}=\text{CH}_2)$ ), 4.68 (1H, broad,  $\text{CH}(\text{OCH}_2-)$ ), 4.96 (3H, overlap,  $\text{CH}(\text{OCH}_2(\text{CH}_2)_3\text{CH}=\text{CH}_2)$ ),  $-\text{OH}$ ), 5.02 (1H, broad,  $(\text{CH}_2)_3\text{CH}=\text{CH}_2$ ), 5.82 (1H, m,  $(\text{CH}_2)_3\text{CH}=\text{CH}_2$ );  $\delta_{\text{C}}$  (250.1 MHz;  $\text{CD}_3\text{OD}$ ) 18.0 ( $\text{CH}_3$ ), 26.6 ( $-\text{CH}_2\text{CH}=\text{CH}_2$ ), 30.0, 34.5, ( $-\text{CH}_2\text{CH}_2\text{CH}_2\text{CH}=\text{CH}_2$ ), 68.3 ( $-\text{CH}_2\text{CH}_2\text{CH}_2\text{CH}$ ), 69.6 ( $\text{CH}(\text{CH}_3)\text{CH}(\text{OH})$ ), 72.3 ( $\text{CH}(\text{CH}_3)\text{CH}(\text{OH})$ ), 73.4 ( $-\text{CH}(\text{OH})\text{CH}(\text{OH})$ ), 73.9 ( $-\text{CH}(\text{OH})\text{CH}(\text{OH})\text{CH}$ ), 101.6 ( $\text{CH}(\text{OCH}_2)$ ), 115.1 ( $(\text{CH}_2)_3\text{CH}=\text{CH}_2$ ), 139.7 ( $((\text{CH}_2)_3\text{CH}=\text{CH}_2)$ ); HRMS, calcd For  $\text{C}_{12}\text{H}_{22}\text{O}_5$  [ $\text{M}+\text{Na}^+$ ]: 269.2926, found: 269.2925.

### Hept-6'-enyl- $\alpha$ -L-rhamnopyranoside 2

General Procedure for the preparation of the rhamnosides with L-rhamnose (4.001 g; 21.9 mmol; 1 eq) and 6-Hepten-1-ol (5.015 g; 43.9 mmol; 2 eq), 2.506 g of PTSA (13.17 mmol; 0.6 eq) in three portions (835 mg each h).

Compound **2** is obtained as a brown paste with a yield of 75 (48h) or 80 (5h) %.  $\nu_{\max}$  (ATR) / $\text{cm}^{-1}$  3374 (OH), 2926-2856 (C-H), 1641 (C=C), 1053-1123 (C-O-C);  $\delta_{\text{H}}$  (250.1 MHz;  $\text{CD}_3\text{OD}$ ) 1.28 (3H, d, J 7.5,  $\text{CH}_3$ ), 1.52 (2H, overlap,  $-\text{CH}_2\text{CH}_2\text{CH}_2\text{CH}=\text{CH}_2$ ), 1.60 (2H, overlap,  $-\text{CH}_2\text{CH}_2\text{CH}_2\text{CH}_2\text{CH}=\text{CH}_2$ ), 2.12 (2H, m,  $-\text{CH}_2\text{CH}_2\text{CH}=\text{CH}_2$ ), 3.41-3.89 (6H, overlap,  $\text{CH}(\text{CH}_3)\text{CH}(\text{OH})\text{CH}(\text{OH})\text{CH}(\text{OH})\text{CH}(\text{OCH}_2-)$ ), 4.70 (1H, broad,  $-\text{CH}(\text{OCH}_2(\text{OC}))$ ), 4.96 (3H, overlap,  $-\text{CH}(\text{OCH}_2(\text{CH}_2)_4\text{CH}=\text{CH}_2)$ ),  $-\text{OH}$ ), 5.07 (1H, broad,  $-(\text{CH}_2)_4\text{CH}=\text{CH}_2$ ), 5.86 (1H, m,  $-(\text{CH}_2)_4\text{CH}=\text{CH}_2$ );  $\delta_{\text{C}}$  (250.1 MHz;  $\text{CD}_3\text{OD}$ ) 18.01 ( $\text{CH}_3$ ), 26.7 ( $-\text{CH}_2\text{CH}=\text{CH}_2$ ), 29.8, 30.4, 34.7 ( $-\text{CH}_2\text{CH}_2\text{CH}_2\text{CH}_2\text{CH}=\text{CH}_2$ ), 68.4 ( $-\text{CH}_2(\text{CH}_2)_4\text{CH}=\text{CH}_2$ ), 69.6 ( $\text{CH}(\text{CH}_3)\text{CH}(\text{OH})$ ), 72.3 ( $\text{CH}(\text{CH}_3)\text{CH}(\text{OH})$ ), 73.4 ( $\text{CH}(\text{OH})\text{CH}(\text{OH})$ ), 73.9 ( $\text{CH}(\text{OH})\text{CH}(\text{OH})\text{CH}$ ), 101.6 ( $\text{CH}(\text{OCH}_2)$ ), 114.9 ( $(\text{CH}_2)_3\text{CH}=\text{CH}_2$ ), 139.8 ( $((\text{CH}_2)_3\text{CH}=\text{CH}_2)$ ); HRMS, calcd For  $\text{C}_{13}\text{H}_{24}\text{O}_5$  [ $\text{M}+\text{Na}^+$ ]: 283.3194, found: 283.3193.

### Oct-7'-enyl- $\alpha$ -L-rhamnopyranoside 3

General Procedure for the preparation of the rhamnosides with L-rhamnose (3.162 g; 17.3 mmol; 1 eq) and 7-Octen-1-ol (4.451 g; 34.7 mmol; 2 eq), 1.98 g of PTSA (10.4 mmol; 0.6 eq) in three portions (660 mg each h).

Compound **3** is obtained as a brown paste with a yield of 80 (48h) or 85 (5h) %.  $\nu_{\max}$  (ATR) / $\text{cm}^{-1}$  3374 (OH), 2926-2856 (C-H), 1641(C=C), 1053-1123 (C-O-C);  $\delta_{\text{H}}$  (250.1 MHz;  $\text{CD}_3\text{OD}$ ) 1.30 (3H, d, J 7.5,  $\text{CH}_3$ ), 1.42 (6H, broad,  $-\text{CH}_2\text{CH}_2\text{CH}_2\text{CH}_2\text{CH}_2\text{CH}=\text{CH}_2$ ), 1.63 (2H, m,  $-\text{CH}_2\text{CH}_2(\text{CH}_2)_4\text{CH}=\text{CH}_2$ ), 2.11 (2H, m, -

$\text{CH}_2\text{CH}_2(\text{CH}_2)_4$ , 3.40-3.91 (6H, overlap,  $\text{CH}(\text{CH}_3)\text{CH}(\text{OH})\text{CH}(\text{OH})\text{CH}(\text{OH})\text{CH}(\text{OCH}_2(\text{CH}_2)_5)$ ), 4.70 (1H, broad,  $\text{CH}(\text{OCH}_2-)$ ), 4.96 (3H, overlap,  $\text{CH}(\text{OCH}_2(\text{CH}_2)_5\text{CH}=\text{CH}_2)$ ,  $-\text{OH}$ ), 5.07 (1H, broad,  $(\text{CH}_2)_5\text{CH}=\text{CH}_2$ ), 5.86 (1H, m,  $(\text{CH}_2)_5\text{CH}=\text{CH}_2$ );  $\delta_c$  (250.1 MHz;  $\text{CD}_3\text{OD}$ ) 18.0 ( $\text{CH}_3$ ), 27.1 ( $-\text{CH}_2\text{CH}=\text{CH}_2$ ), 28.7, 29.9, 30.5, 34.8 ( $-\text{CH}_2\text{CH}_2\text{CH}_2\text{CH}_2\text{CH}_2-$ ), 68.4 ( $-\text{CH}_2(\text{CH}_2)_5\text{CH}=\text{CH}_2$ ), 69.6 ( $\text{CH}(\text{CH}_3)\text{CH}(\text{OH})-$ ), 72.3 ( $\text{CH}(\text{CH}_3)\text{CH}(\text{OH})-$ ), 73.4 ( $-\text{CH}(\text{OH})\text{CH}(\text{OH})-$ ), 73.9 ( $-\text{CH}(\text{OH})\text{CH}(\text{OH})-$ ), 101.6 ( $\text{CH}(\text{OCH}_2)$ ), 114.8 ( $-(\text{CH}_2)_5\text{CH}=\text{CH}_2$ ), 139.9 ( $-(\text{CH}_2)_5\text{CH}=\text{CH}_2$ ); HRMS, calcd For  $\text{C}_{14}\text{H}_{26}\text{O}_5$  [ $\text{M}+\text{Na}^+$ ]: 297.3462, found: 297.3461.

#### Non-8'-enyl- $\alpha$ -L-rhamnopyranoside 4

General Procedure for the preparation of the rhamnosides with L-rhamnose (4.0 g; 21.9 mmol; 1 eq) and 8-nonen-1-ol (6.246 g; 43.9 mmol; 2 eq), 2.506 g of PTSA (13.17 mmol; 0.6 eq) in three portions (835 mg each h).

Compound **4** is obtained as a brown paste with a yield of 85 (48h) or 90 (5h) %.  $\nu_{\text{max}}$  (ATR) / $\text{cm}^{-1}$  3374 (OH), 2926-2856 (C-H), 1641 (C=C), 1053-1123 (C-O-C);  $\delta_{\text{H}}$  (250.1 MHz;  $\text{CD}_3\text{OD}$ ) 1.26 (3H, d, J 7.5,  $\text{CH}_3$ ), 1.34 (8H, broad,  $\text{CH}_2\text{CH}_2\text{CH}_2\text{CH}_2\text{CH}_2\text{CH}=\text{CH}_2$ ), 1.58 (2H, m,  $\text{CH}_2\text{CH}_2(\text{CH}_2)_5\text{CH}=\text{CH}_2$ ), 2.04 (2H, m,  $(\text{CH}_2)_5\text{CH}_2\text{CH}=\text{CH}_2$ ), 3.31-3.84 (6H, overlap,  $\text{CH}(\text{CH}_3)\text{CH}(\text{OH})\text{CH}(\text{OH})\text{CH}(\text{OH})\text{CH}(\text{OCH}_2(\text{CH}_2)_6\text{CH}=\text{CH}_2)$ ), 4.65 (1H, broad,  $\text{CH}(\text{OCH}_2-)$ ), 4.96 (3H, overlap,  $\text{CH}(\text{OCH}_2(\text{CH}_2)_5\text{CH}=\text{CH}_2)$ ,  $-\text{OH}$ ), 5.01 (1H, broad,  $-(\text{CH}_2)_5\text{CH}=\text{CH}_2$ ), 5.80 (1H, m,  $-(\text{CH}_2)_5\text{CH}=\text{CH}_2$ );  $\delta_c$  (250.1 MHz;  $\text{CD}_3\text{OD}$ ) 18.01 ( $\text{CH}_3$ ), 27.3 ( $\text{CH}_2\text{CH}=\text{CH}_2$ ), 28.7, 29.9, 30.03, 30.5, 34.8 ( $-(\text{CH}_2)_5\text{CH}_2\text{CH}=\text{CH}_2$ ), 68.5 ( $-\text{CH}_2(\text{CH}_2)_6\text{CH}=\text{CH}_2$ ), 69.6 ( $\text{CH}(\text{CH}_3)\text{CH}(\text{OH})-$ ), 72.3 ( $\text{CH}(\text{CH}_3)\text{CH}(\text{OH})-$ ), 73.4 ( $\text{CH}(\text{OH})\text{CH}(\text{OH})-$ ), 73.9 ( $-\text{CH}(\text{OH})\text{CH}(\text{OH})\text{CH}(\text{OH})-$ ), 101.6 ( $\text{CH}(\text{OCH}_2)$ ), 114.7 ( $-(\text{CH}_2)_7\text{CH}=\text{CH}_2$ ), 140.0 ( $-(\text{CH}_2)_7\text{CH}=\text{CH}_2$ ); HRMS, calcd For  $\text{C}_{15}\text{H}_{28}\text{O}_5$  [ $\text{M}+\text{Na}^+$ ]: 311.373, found: 311.372.

#### Dec-9'-enyl- $\alpha$ -L-rhamnopyranoside 5

General Procedure for the preparation of the rhamnosides with L-rhamnose (4.007 g; 21.9 mmol; 1 eq) and 9-decen-1-ol (6.874 g; 43.9 mmol; 2 eq), 2.51 g of PTSA (13.19 mmol; 0.6 eq) in three portions (837 mg each h).

Compound **5** is obtained as a brown paste with a yield of 90 (48h) or 95 (5h) %.  $\nu_{\text{max}}$  (ATR) / $\text{cm}^{-1}$  3374 (OH), 2926-2856 (C-H), 1641 (C=C), 1053-1123 (C-O-C);  $\delta_{\text{H}}$  (250.1 MHz;  $\text{CD}_3\text{OD}$ ) 1.23 (3H, d, J 7.5,  $\text{CH}_3$ ), 1.32 (10H, broad,  $-(\text{CH}_2)_5\text{CH}_2\text{CH}=\text{CH}_2$ ), 1.56 (2H, m,  $\text{CH}_2\text{CH}_2(\text{CH}_2)_5\text{CH}_2\text{CH}=\text{CH}_2$ ), 2.03 (2H, m,  $-(\text{CH}_2)_5\text{CH}_2\text{CH}=\text{CH}_2$ ), 3.33-3.87 (6H, overlap,  $\text{CH}(\text{CH}_3)\text{CH}(\text{OH})\text{CH}(\text{OH})\text{CH}(\text{OH})\text{CH}(\text{OCH}_2(\text{CH}_2)_7)$ ), 4.63 (1H, broad,  $-\text{CH}(\text{OCH}_2-)$ ), 4.91 (3H, overlap,  $\text{CH}=\text{CH}$ ), 2  $\text{OH}$ ), 5.01 (1H, broad,  $\text{CH}=\text{CH}_2$ ), 5.80 (1H, m,  $\text{CH}=\text{CH}_2$ );  $\delta_c$  (250.1 MHz;  $\text{CD}_3\text{OD}$ ) 18.1 ( $\text{CH}_3$ ), 27.4 ( $-\text{CH}_2(\text{CH}_2)_6\text{CH}=\text{CH}_2$ ), 30.1, 30.2, 30.5, 30.6, 30.7 ( $\text{CH}_2(\text{CH}_2)_5\text{CH}_2\text{CH}=\text{CH}_2$ ), 34.9 ( $(\text{CH}_2)_5\text{CH}_2\text{CH}=\text{CH}_2$ ), 68.5 ( $\text{CH}_2(\text{CH}_2)_7\text{CH}=\text{CH}_2$ ), 69.7 ( $\text{CH}(\text{CH}_3)\text{CH}(\text{OH})-$ ), 72.4 ( $\text{CH}(\text{CH}_3)\text{CH}(\text{OH})-$ ), 72.5 ( $\text{CH}(\text{OH})\text{CH}(\text{OH})-$ ), 73.9 ( $\text{CH}(\text{OH})\text{CH}(\text{OH})\text{CH}(\text{OH})-$ ), 101.6 ( $\text{CH}(\text{OCH}_2)$ ), 114.7 ( $-(\text{CH}_2)_6\text{CH}=\text{CH}_2$ ), 140.0 ( $-(\text{CH}_2)_6\text{CH}=\text{CH}_2$ ); HRMS, calcd For  $\text{C}_{16}\text{H}_{30}\text{O}_5$  [ $\text{M}+\text{Na}^+$ ]: 325.3998, found: 325.3997.

#### Undec-10'-enyl- $\alpha$ -L-rhamnopyranoside 6

General Procedure for the preparation of the rhamnosides with L-rhamnose (4.004 g; 21.9 mmol; 1 eq) and 10-undecen-1-ol (7.485 g; 43.9 mmol; 2 eq), 2.508 g of PTSA (13.18 mmol; 0.6 eq) in three portions (836 mg each h).

Compound **6** is obtained as a brown paste with a yield of 95 (48h) or 97 (5h) %.  $\nu_{\max}$  (ATR) / $\text{cm}^{-1}$  3374 (OH), 2926-2856 (C-H), 1641 (C=C), 1053-1123 (C-O-C);  $\delta_{\text{H}}$  (250.1 MHz;  $\text{CD}_3\text{OD}$ ) 1.23 (3H, d, J 7.5,  $\text{CH}_3$ ), 1.32 (12H, broad,  $(\text{CH}_2)_6\text{CH}_2\text{CH}=\text{}$ ), 1.57 (2H, m,  $\text{CH}_2\text{CH}_2(\text{CH}_2)_6\text{CH}_2\text{CH}=\text{}$ ), 2.03 (2H, m,  $(\text{CH}_2)_6\text{CH}_2\text{CH}=\text{CH}_2$ ), 3.33-3.87 (6H, overlap,  $\text{CH}(\text{CH}_3)\text{CH}(\text{OH})\text{CH}(\text{OH})\text{CH}(\text{OH})\text{CH}(\text{OCH}_2(\text{CH}_2)_8)$ ), 4.63 (1H, broad,  $\text{CH}(\text{OCH}_2)-$ ), 4.92 (2H, overlap,  $-\text{CH}=\text{CH}_2$ ),  $-\text{OH}$ ), 5.01 (1H, broad,  $-\text{CH}=\text{CH}_2$ ), 5.80 (1H, m,  $-\text{CH}=\text{CH}_2$ );  $\delta_{\text{C}}$  (250.1 MHz;  $\text{CD}_3\text{OD}$ ) 18.1 ( $\text{CH}_3$ ), 27.4 ( $-\text{CH}_2(\text{CH}_2)_7\text{CH}=\text{CH}_2$ ), 28.9, 30.1, 30.2, 30.5, 30.6, 30.7 ( $-\text{CH}_2(\text{CH}_2)_6\text{CH}_2\text{CH}$ ), 34.9 ( $-\text{CH}_2)_6\text{CH}_2\text{CH}=\text{}$ ), 68.5 ( $-\text{CH}_2(\text{CH}_2)_8\text{CH}=\text{}$ ), 69.7 ( $\text{CH}(\text{CH}_3)\text{CH}(\text{OH})-$ ), 72.4 ( $\text{CH}(\text{CH}_3)\text{CH}(\text{OH})\text{CH}(\text{OH})\text{CH}(\text{OH})-$ ), 72.5 ( $-\text{CH}(\text{OH})\text{CH}(\text{OH})-$ ), 73.9 ( $-\text{CH}(\text{OH})\text{CH}(\text{OH})\text{CH}-$ ), 101.6 ( $\text{CH}(\text{OCH}_2)$ ), 114.7 ( $-\text{CH}_2\text{CH}_2\text{CH}_2\text{CH}_2\text{CH}_2\text{CH}_2(\text{CH}_2)_3\text{CH}=\text{CH}_2$ ), 140.0 ( $(\text{CH}_2)_9\text{CH}=\text{CH}_2$ ); HRMS, calcd For  $\text{C}_{17}\text{H}_{32}\text{O}_5$  [ $\text{M}+\text{Na}^+$ ]: 339.4266, found: 339.4265.

### ***General Procedure for the preparation of the rhamnoside-based bolaamphiphiles:***

The rhamnoside is diluted in  $\text{CH}_2\text{Cl}_2$  (35 mL) / MeOH (5mL) or  $\text{CH}_2\text{Cl}_2$  (40 mL) in a Schlenk tube under argon and the Grubbs I catalyst is added in three portions over 3h. After 72 h or 8h of reaction at  $45^\circ\text{C}$ , the solvent is evaporated under reduced pressure and the residue is purified by flash chromatography (eluting mixture:  $\text{CH}_2\text{Cl}_2/\text{MeOH}$  9:1).

### **1', 10'-bis-dec-5'-enyl- $\alpha$ -L-rhamnopyranoside **7****

General Procedure for the preparation of the rhamnoside-based bolaamphiphiles with Compound **1** (2.36 g; 9.59 mmol; 1 eq) and Grubbs I catalyst (789.5 mg; 0.959 mmol; 0.1 eq) is added in three portions over 3h.

Compound **7** is obtained as a brown wax with a yield of 50 % (72h) or 55 % (8h) as a mixture Z/E of 20/80.  $\nu_{\max}$  (ATR) / $\text{cm}^{-1}$  3429 (OH), 2926-2855 (C-H), 1634 (C=C), 1057-1131 (C-O-C);  $\delta_{\text{H}}$  (250.1 MHz;  $\text{CD}_3\text{OD}$ ) 1.24 (6H, d, J 7.5, 2  $\text{CH}_3$ ), 1.42-1.54 (8H, overlap,  $-(\text{CH}_2)_2\text{CH}_2\text{CH}=\text{CHCH}_2(\text{CH}_2)_2\text{CH}_2-$ ), 1.57 (4H, broad m,  $-\text{CH}_2\text{CH}=\text{CHCH}_2(\text{CH}_2)_2-$ ), 3.34 (5H, overlap,  $\text{CH}(\text{CH}_3)\text{CH}(\text{OH})\text{CH}(\text{OH})-\text{CH}(\text{OH})\text{CH}(\text{OCH}_2)-(\text{CH}_2)_3\text{CH}=\text{CH}(\text{CH}_2)_3\text{CH}_2$ ), 3.78 (6H, overlap,  $\text{CH}(\text{CH}_3)\text{CH}(\text{OH})\text{CH}(\text{OH})-\text{CH}(\text{OH})\text{CH}(\text{OCH}_2)-(\text{CH}_2)_3\text{CH}=\text{CH}(\text{CH}_2)_3\text{CH}_2$ ), 3.84 (2H, broad,  $\text{CH}(\text{CH}_3)\text{CH}(\text{OH})\text{CH}(\text{OH})-$ ), 4.65 (2H, broad,  $\text{CH}(\text{OH})\text{CH}(\text{OCH}_2)-(\text{CH}_2)_3\text{CH}=\text{}$ ), 5.41 (2H, m,  $-(\text{CH}_2)_3\text{CH}=\text{CH}(\text{CH}_2)_3$ );  $\delta_{\text{C}}$  (250.1 MHz;  $\text{CD}_3\text{OD}$ ) 18.02 ( $\text{CH}_3$ ), 27.3 ( $-(\text{CH}_2)_2\text{CH}_2\text{CH}_2\text{CH}=\text{CHCH}_2\text{CH}_2(\text{CH}_2)_2$ ), 30.0-33.3 ( $-\text{CH}_2\text{CH}_2\text{CH}_2\text{CH}_2\text{CH}=\text{CHCH}_2\text{CH}_2\text{CH}_2\text{CH}_2$ ), 68.4 ( $\text{CH}_2\text{CH}_2\text{CH}_2\text{CH}_2\text{CH}=\text{CHCH}_2\text{CH}_2\text{CH}_2\text{CH}_2$ ), 69.6 ( $\text{CH}(\text{CH}_3)\text{CH}(\text{OH})\text{CH}-$ ), 71.8 ( $\text{CH}(\text{CH}_3)\text{CH}(\text{OH})\text{CH}(\text{OH})-$ ), 72.3 ( $-\text{CH}(\text{OH})\text{CH}(\text{OH})$ ), 73.9 ( $\text{CH}(\text{CH}_3)\text{CH}(\text{OH})\text{CH}(\text{OH})-\text{CH}(\text{OH})\text{CH}(\text{OCH}_2)-$ ), 101.5 ( $-\text{CH}(\text{OH})\text{CH}(\text{OCH}_2)-$ ), 130.8 ( $\text{CH}_2\text{CH}(\text{Z})=\text{CH}(\text{Z})\text{CH}_2$ ), 131.3-131.5 ( $\text{CH}_2\text{CH}=\text{CHCH}_2$ ); HRMS, calcd For  $\text{C}_{22}\text{H}_{40}\text{O}_{10}$  [ $\text{M}+\text{Na}^+$ ]: 487.5418, found: 487.5417.

### 1', 12'-bis-dodec-6'-enyl- $\alpha$ -L-rhamnopyranoside **8**

General Procedure for the preparation of the rhamnoside-based bolaamphiphiles with compound **2** (1.7 g; 6.53 mmol; 1 eq) and Grubbs I catalyst (538.1 mg; 0.654 mmol; 0.1 eq). Compound **8** is obtained as a brown wax with a yield of 55 % (72h) or 60 % (8h) as a mixture Z/E of 20/80.  $\nu_{\max}$  (ATR) / $\text{cm}^{-1}$  3429 (OH), 2926-2855 (C-H), 1634 (C=C), 1057-1131 (C-O-C);  $\delta_{\text{H}}$  (250.1 MHz;  $\text{CD}_3\text{OD}$ ) 1.26 (6H, d, J 7.5, 2  $\text{CH}_3$ ), 1.42-1.59 (12H, overlap,  $(\text{CH}_2)_3\text{CH}_2\text{CH}=\text{CHCH}_2(\text{CH}_2)_3\text{CH}_2$ ), 2.03 (4H, broad m,  $(\text{CH}_2)_3\text{CH}_2\text{CH}=\text{CHCH}_2(\text{CH}_2)_3$ ), 3.36 (5H, overlap,  $\text{CH}(\text{CH}_3)\text{CH}(\text{OH})\text{CH}(\text{OH})\text{CH}(\text{OH})\text{CH}(\text{OCH}_2)-(\text{CH}_2)_4\text{CH}=\text{CH}(\text{CH}_2)_4\text{CH}_2$ ), 3.78 (6H, overlap,  $\text{CH}(\text{CH}_3)\text{CH}(\text{OH})\text{CH}(\text{OH})\text{CH}(\text{OH})\text{CH}(\text{OCH}_2)-(\text{CH}_2)_4\text{CH}=\text{CH}(\text{CH}_2)_4\text{CH}_2$ ), 3.87 (2H, broad,  $\text{CH}(\text{CH}_3)\text{CH}(\text{OH})\text{CH}(\text{OH})-$ ), 4.67 (2H, broad,  $\text{CH}(\text{OH})\text{CH}(\text{OCH}_2)-(\text{CH}_2)_4\text{CH}=\text{CH}(\text{CH}_2)_4\text{CH}_2$ ), 5.43 (2H, m,  $-(\text{CH}_2)_3\text{CH}=\text{CH}(\text{CH}_2)_3$ );  $\delta_{\text{C}}$  (250.1 MHz;  $\text{CD}_3\text{OD}$ ) 18.02 ( $\text{CH}_3$ ), 27.3 ( $-(\text{CH}_2)_2\text{CH}_2\text{CH}_2\text{CH}=\text{CHCH}_2\text{CH}_2(\text{CH}_2)_2$ ), 30.0-33.3 ( $-(\text{CH}_2)(\text{CH}_2)_3\text{CH}_2\text{CH}=\text{CHCH}_2(\text{CH}_2)_3\text{CH}_2$ ), 68.4 ( $\text{CH}_2\text{CH}_2\text{CH}_2\text{CH}_2\text{CH}_2\text{CH}=\text{CH}(\text{CH}_2)_4\text{CH}_2$ ), 69.6 ( $\text{CH}(\text{CH}_3)\text{CH}(\text{OH})-$ ), 71.8 ( $\text{CH}(\text{CH}_3)\text{CH}(\text{OH})\text{CH}(\text{OH})-$ ), 72.3 ( $-\text{CH}(\text{OH})\text{CH}(\text{OH})$ ), 73.9 ( $-\text{CH}(\text{OH})\text{CH}(\text{OCH}_2)-$ ), 101.5 ( $-\text{CH}(\text{OH})\text{CH}(\text{OCH}_2)-$ ), 130.8 ( $\text{CH}_2\text{CH}(\text{Z})=\text{CH}(\text{Z})\text{CH}_2$ ), 131.3-131.5 ( $\text{CH}_2\text{CH}=\text{CHCH}_2$ ); HRMS, calcd For  $\text{C}_{24}\text{H}_{44}\text{O}_{10}$  [ $\text{M}+\text{Na}^+$ ]: 515.5954, found: 515.5953.

### 1', 14'-bis-tetradec-7'-enyl- $\alpha$ -L-rhamnopyranoside **9**

General Procedure for the preparation of the rhamnoside-based bolaamphiphiles with compound **3** (2.44 g; 8.9 mmol; 1 eq) and Grubbs I catalyst (732.8 mg; 0.89 mmol; 0.1 eq). Compound **9** is obtained as a brown wax with a yield of 60% (72h) or 65% (8h) as a mixture Z/E of 20/80.  $\nu_{\max}$  (ATR) / $\text{cm}^{-1}$  3429 (OH), 2926-2855 (C-H), 1634 (C=C), 1057-1131 (C-O-C);  $\delta_{\text{H}}$  (250.1 MHz;  $\text{CD}_3\text{OD}$ ) 1.24 (6H, d, J 7.5, 2  $\text{CH}_3$ ), 1.27 (12H, broad,  $(\text{CH}_2)_3\text{CH}_2\text{CH}=\text{CHCH}_2(\text{CH}_2)_3\text{CH}_2$ ), 1.57 (4H, broad m,  $-\text{CH}_2(\text{CH}_2)_4\text{CH}=\text{CH}(\text{CH}_2)_4\text{CH}_2\text{CH}_2$ ), 1.98 (4H, broad m,  $-\text{CH}_2\text{CH}=\text{CHCH}_2-$ ), 3.36 (5H, overlap,  $\text{CH}(\text{OH})\text{CH}(\text{OH})_2\text{CH}(\text{OCH}_2)-(\text{CH}_2)_4\text{CH}=\text{CH}(\text{CH}_2)_4\text{CH}_2$ ), 3.78 (6H, overlap,  $\text{CH}(\text{CH}_3)\text{CH}(\text{OH})\text{CH}(\text{OH})\text{CH}(\text{OH})\text{CH}(\text{OCH}_2)-(\text{CH}_2)_4\text{CH}=\text{CH}(\text{CH}_2)_4\text{CH}_2$ ), 3.87 (2H, broad,  $\text{CH}(\text{OH})\text{CH}(\text{OH})-$ ), 4.67 (2H, broad,  $-\text{CH}(\text{OH})\text{CH}(\text{OCH}_2)-$ ), 5.43 (2H, m,  $-\text{CH}=\text{CH}$ );  $\delta_{\text{C}}$  (250.1 MHz;  $\text{CD}_3\text{OD}$ ) 18.03 ( $\text{CH}_3$ ), 27.3 ( $(\text{CH}_2)_2\text{CH}_2(\text{CH}_2)_3\text{CH}=\text{CH}(\text{CH}_2)_3\text{CH}_2(\text{CH}_2)_2$ ), 30.0-33.6 ( $((\text{CH}_2)_4\text{CH}_2\text{CH}=\text{CH}(\text{CH}_2)_4\text{CH}_2\text{CH}_2-$ ), 68.4 ( $\text{CH}_2(\text{CH}_2)_5\text{CH}=\text{CHCH}_2\text{CH}_2(\text{CH}_2)_4\text{CH}_2$ ), 69.6 ( $\text{CH}(\text{CH}_3)\text{CH}(\text{OH})-$ ), 71.8 ( $\text{CH}(\text{CH}_3)\text{CH}(\text{OH})\text{CH}(\text{OH})-$ ), 72.3 ( $-\text{CH}(\text{OH})\text{CH}(\text{OH})$ ), 73.9 ( $-\text{CH}(\text{OH})\text{CH}(\text{OCH}_2)-$ ), 101.5 ( $-\text{CH}(\text{OH})\text{CH}(\text{OCH}_2)-$ ), 130.8 ( $\text{CH}_2\text{CH}(\text{Z})=\text{CH}(\text{Z})\text{CH}_2$ ), 131.3-131.5 ( $\text{CH}_2\text{CH}=\text{CHCH}_2$ ); HRMS, calcd For  $\text{C}_{26}\text{H}_{48}\text{O}_{10}$  [ $\text{M}+\text{Na}^+$ ]: 543.649, found: 543.648.

### 1', 16'-bis-hexadec-8'-enyl- $\alpha$ -L-rhamnopyranoside **10**

General Procedure for the preparation of the rhamnoside-based bolaamphiphiles with compound **4** (3.04 g; 10.5 mmol; 1 eq) and Grubbs I catalyst (868 mg; 1.05 mmol; 0.1 eq). Compound **10** is obtained as a brown wax with a yield of 65% (72h) or 70% (8h) as a mixture

Z/E of 20/80.  $\nu_{\max}$  (ATR) / $\text{cm}^{-1}$  3429 (OH), 2926-2855 (C-H), 1634 (C=C), 1057-1131 (C-O-C);  $\delta_{\text{H}}$  (250.1 MHz;  $\text{CD}_3\text{OD}$ ) 1.27 (6H, d, J 7.5, 2  $\text{CH}_3$ ), 1.34 (16H, broad,  $(\text{CH}_2)_4\text{CH}_2\text{CH}=\text{CHCH}_2(\text{CH}_2)_4\text{CH}_2$ ), 1.59 (4H, broad m,  $(\text{CH}_2(\text{CH}_2)_5\text{CH}=\text{CH}(\text{CH}_2)_5\text{CH}_2\text{CH}_2)$ ), 2.0 (4H, broad m,  $(\text{CH}_2\text{CH}=\text{CHCH}_2)$ ), 3.36 (5H, overlap,  $\text{CH}(\text{OH})_3\text{CH}(\text{OCH}_2)-(\text{CH}_2)_4\text{CH}=\text{CH}(\text{CH}_2)_4\text{CH}_2$ ), 3.78 (6H, overlap,  $\text{CH}(\text{CH}_3)\text{CH}(\text{OH})_2\text{CH}(\text{OH})\text{CH}(\text{OCH}_2)-(\text{CH}_2)_4\text{CH}=\text{CH}(\text{CH}_2)_4\text{CH}_2$ ), 3.87 (2H, broad,  $\text{CH}(\text{OH})\text{CH}(\text{OH})-$ ), 4.67 (2H, broad,  $\text{CH}(\text{OH})\text{CH}(\text{OCH}_2)-$ ), 5.43 (2H, m,  $-\text{CH}=\text{CH}$ );  $\delta_{\text{C}}$  (250.1 MHz;  $\text{CD}_3\text{OD}$ ) 18.03 ( $\text{CH}_3$ ), 27.3 ( $-(\text{CH}_2)_2\text{CH}_2(\text{CH}_2)_4\text{CH}=\text{CH}(\text{CH}_2)_4\text{CH}_2(\text{CH}_2)_2$ ), 30.0-33.6 ( $(\text{CH}_2)_5\text{CH}_2\text{CH}=\text{CH}(\text{CH}_2)_5\text{CH}_2\text{CH}_2-$ ), 68.4 ( $(\text{CH}_2(\text{CH}_2)_6\text{CH}=\text{CH}(\text{CH}_2)_6\text{CH}_2$ ), 69.6 ( $\text{CH}(\text{CH}_3)\text{CH}(\text{OH})-$ ), 71.8 ( $\text{CH}(\text{CH}_3)\text{CH}-$ ), 72.3 ( $-\text{CH}(\text{OH})\text{CH}(\text{OH})$ ), 73.9 ( $-\text{CH}(\text{OH})\text{CH}(\text{OCH}_2)-$ ), 101.5 ( $-\text{CH}(\text{OH})\text{CH}(\text{OCH}_2)-$ ), 130.8 ( $\text{CH}_2\text{CH}(\text{Z})=\text{CH}(\text{Z})\text{CH}_2$ ), 131.3-131.5 ( $\text{CH}_2\text{CH}=\text{CHCH}_2$ ); HRMS, calcd For  $\text{C}_{28}\text{H}_{52}\text{O}_{10}$  [ $\text{M}+\text{Na}^+$ ]: 571.7026, found: 571.7030.

### 1', 18'-bis-octadec-9'-enyl- $\alpha$ -L-rhamnopyranoside 11

General Procedure for the preparation of the rhamnoside-based bolaamphiphiles with compound **5** (4.21 g; 13.9 mmol; 1 eq) and Grubbs I catalyst (1.147 g; 1.39 mmol; 0.1 eq). Compound **11** is obtained as a brown wax with a yield of 70% (72h) or 75% (8h) as a mixture Z/E of 20/80.  $\nu_{\max}$  (ATR) / $\text{cm}^{-1}$  3429 (OH), 2926-2855 (C-H), 1634 (C=C), 1057-1131 (C-O-C);  $\delta_{\text{H}}$  (250.1 MHz;  $\text{CD}_3\text{OD}$ ) 1.24 (6H, d, J 7.5, 2  $\text{CH}_3$ ), 1.31 (20H, broad,  $(\text{CH}_2)_5\text{CH}_2\text{CH}=\text{CHCH}_2(\text{CH}_2)_5\text{CH}_2$ ), 1.59 (4H, broad m,  $(\text{CH}_2(\text{CH}_2)_6\text{CH}=\text{CH}(\text{CH}_2)_6\text{CH}_2\text{CH}_2)$ ), 2.0 (4H, broad m,  $(\text{CH}_2\text{CH}=\text{CHCH}_2)$ ), 3.36 (5H, overlap,  $\text{CH}(\text{OH})_3\text{CH}(\text{OCH}_2)-(\text{CH}_2)_7\text{CH}=\text{CH}(\text{CH}_2)_7\text{CH}_2$ ), 3.78 (6H, overlap,  $\text{CH}(\text{CH}_3)\text{CH}(\text{OH})_2-\text{CH}(\text{OH})\text{CH}(\text{OCH}_2)-(\text{CH}_2)_7\text{CH}=\text{CH}(\text{CH}_2)_7\text{CH}_2$ ), 3.87 (2H, broad,  $\text{CH}(\text{OH})\text{CH}(\text{OH})-$ ), 4.67 (2H, broad,  $\text{CH}(\text{OH})\text{CH}(\text{OCH}_2)-$ ), 5.43 (2H, m,  $-\text{CH}=\text{CH}$ );  $\delta_{\text{C}}$  (250.1 MHz;  $\text{CD}_3\text{OD}$ ) 18.03 ( $\text{CH}_3$ ), 27.3 ( $-(\text{CH}_2)_2\text{CH}_2(\text{CH}_2)_5\text{CH}=\text{CH}(\text{CH}_2)_5\text{CH}_2(\text{CH}_2)_2$ ), 30.0-33.6 ( $(\text{CH}_2)_5\text{CH}_2\text{CH}=\text{CH}(\text{CH}_2)_5\text{CH}_2\text{CH}_2-$ ), 68.4 ( $(\text{CH}_2(\text{CH}_2)_7\text{CH}=\text{CH}(\text{CH}_2)_3\text{CH}_2\text{CH}_2\text{CH}_2\text{CH}_2\text{CH}_2\text{CH}_2$ ), 69.6 ( $\text{CH}(\text{CH}_3)\text{CH}-$ ), 71.8 ( $\text{CH}(\text{CH}_3)\text{CH}(\text{OH})\text{CH}(\text{OH})-$ ), 72.3 ( $-\text{CH}(\text{OH})\text{CH}(\text{OH})$ ), 73.9 ( $-\text{CH}(\text{OH})\text{CH}(\text{OCH}_2)-$ ), 101.5 ( $-\text{CH}(\text{OH})\text{CH}(\text{OCH}_2)-$ ), 130.8 ( $\text{CH}_2\text{CH}(\text{Z})=\text{CH}(\text{Z})\text{CH}_2$ ), 131.3-131.5 ( $\text{CH}_2\text{CH}=\text{CHCH}_2$ ); HRMS, calcd For  $\text{C}_{30}\text{H}_{56}\text{O}_{10}$  [ $\text{M}+\text{Na}^+$ ]: 599.7562, found: 599.7561.

### 1', 20'-bis-eicosa-10'-enyl- $\alpha$ -L-rhamnopyranoside 12

General Procedure for the preparation of the rhamnoside-based bolaamphiphiles with compound **6** (3.58 g; 11.3 mmol; 1 eq) and Grubbs I catalyst (932.3 mg; 1.13 mmol; 0.1 eq). Compound **12** is obtained as a brown wax with a yield of 75% (72h) or 80% (8h) as a mixture Z/E of 20/80.  $\nu_{\max}$  (ATR) / $\text{cm}^{-1}$  3429 (OH), 2926-2855 (C-H), 1634 (C=C), 1057-1131 (C-O-C);  $\delta_{\text{H}}$  (250.1 MHz;  $\text{CD}_3\text{OD}$ ) 1.24 (6H, d, J 5.0 Hz, 2  $\text{CH}_3$ ), 1.31 (24H, broad,  $(\text{CH}_2)_6\text{CH}_2\text{CH}=\text{CHCH}_2(\text{CH}_2)_6\text{CH}_2$ ), 1.59 (4H, broad m,  $(\text{CH}_2(\text{CH}_2)_7\text{CH}=\text{CH}(\text{CH}_2)_7\text{CH}_2\text{CH}_2)$ ), 2.0 (4H, broad m,  $(\text{CH}_2\text{CH}=\text{CHCH}_2)$ ), 3.36 (5H, overlap,  $\text{CH}(\text{OH})_3\text{CH}(\text{OCH}_2)-(\text{CH}_2)_8\text{CH}=\text{CH}(\text{CH}_2)_8\text{CH}_2$ ), 3.78 (6H, overlap,  $\text{CH}(\text{CH}_3)\text{CH}(\text{OH})_2\text{CH}(\text{OH})\text{CH}(\text{OCH}_2)-(\text{CH}_2)_8\text{CH}=\text{CH}(\text{CH}_2)_8\text{CH}_2$ ), 3.87 (2H, broad,  $\text{CH}(\text{CH}_3)\text{CH}(\text{OH})\text{CH}(\text{OH})-$ ), 4.67 (2H, broad,  $\text{CH}(\text{OH})\text{CH}(\text{OCH}_2)-$ ), 5.43 (2H, m,  $-\text{CH}=\text{CH}$ );  $\delta_{\text{C}}$  (250.1 MHz;  $\text{CD}_3\text{OD}$ ) 18.03 ( $\text{CH}_3$ ), 27.3 ( $-(\text{CH}_2)_2\text{CH}_2(\text{CH}_2)_6\text{CH}=\text{CH}(\text{CH}_2)_6\text{CH}_2-$ ), 30.0-33.6 ( $(\text{CH}_2)_5\text{CH}_2\text{CH}=\text{CH}(\text{CH}_2)_6\text{CH}_2\text{CH}_2-$ ), 68.4

( $\text{CH}_2(\text{CH}_2)_8\text{CH}=\text{CH}(\text{CH}_2)_8\text{CH}_2$ ), 69.6 ( $\text{CH}(\text{CH}_3)\text{CH}(\text{OH})-$ ), 71.8 ( $\text{CH}(\text{CH}_3)\text{CH}(\text{OH})-$ ), 72.3 ( $-\text{CH}(\text{OH})\text{CH}(\text{OH})$ ), 73.9 ( $-\text{CH}(\text{OH})\text{CH}(\text{OCH}_2)-$ ), 101.5 ( $-\text{CH}(\text{OH})\text{CH}(\text{OCH}_2)-$ ), 130.8 ( $\text{CH}_2\text{CH}(\text{Z})=\text{CH}(\text{Z})\text{CH}_2$ ), 131.3-131.5 ( $\text{CH}_2\text{CH}=\text{CHCH}_2$ ); HRMS, calcd For  $\text{C}_{32}\text{H}_{60}\text{O}_{10}$  [ $\text{M}+\text{Na}^+$ ]: 627.8098, found: 627.8100.

**General Procedure for the preparation of the fatty esters derived from 3-(4-hydroxyphenyl)propionic acid:**

In a 250 mL flask, 3-(4-hydroxyphenyl)propionic acid and 5-hexen-1-ol are dissolved in 60 mL of 2-methyl-2-butanol, under magnetic stirring. The whole is heated at 60°C for 30 minutes in presence of 3Å molecular sieves (50 g.L<sup>-1</sup>). After adding appropriate amount of enzyme (2.5 g per 100 g of reaction mixture), the reaction mixture is left without stirring at room temperature for 48 hours. Once the reaction is completed, the reaction mixture is filtered through celite; the obtained solution is evaporated under reduced pressure and the residue formed is purified by chromatography on silica gel (eluting mixture: petroleum ether / ethyl acetate 6: 4).

**Hex-5'-enyl-3-(4-hydroxyphenyl)propionic acid 13**

General Procedure for the preparation of the fatty esters with 36.4 mmol of 3-(4-hydroxyphenyl)propionic acid (6.05 g; 6 eq) and 6.07 mmol of 5-hexen-1-ol (607.78 mg; 1 eq).

Compound **13** was obtained as a clear oil with a yield of 70%.  $\nu_{\text{max}}$  (ATR) /cm<sup>-1</sup> 3404 (OH), 2928-2857 (C-H), 1736 (COOR), 1642 (C=C);  $\delta_{\text{H}}$  (250.1 MHz; CD<sub>3</sub>OD) 1.27 (4H, broad, phenyl(OH)-(CH<sub>2</sub>)<sub>2</sub>COOCH<sub>2</sub>CH<sub>2</sub>CH<sub>2</sub>CH<sub>2</sub>CH=CH<sub>2</sub>), 2.02 (2H, m, -(CH<sub>2</sub>)<sub>3</sub>CH<sub>2</sub>CH=CH<sub>2</sub>), 2.53 (2H, t, J 7.5, -CH<sub>2</sub>CH<sub>2</sub>COO-), 2.79 (2H, t, J 7.5, phenyl(OH)-CH<sub>2</sub>CH<sub>2</sub>COO-), 4.00 (2H, t, J 7.5, -COOCH<sub>2</sub>CH<sub>2</sub>CH<sub>2</sub>-), 4.92 (2H, overlap, -CH=CH<sub>2</sub>), 5.77 (1H, m, -CH=CH<sub>2</sub>), 6.68 (2H, d, J 10, phenyl (CH=C(OH)-CH=CH-)), 6.98 (2H, d, J 10, phenyl (CH=C (alkyl)-CH=)),  $\delta_{\text{C}}$  (250.1 MHz; CD<sub>3</sub>OD) 26.9, 27.5 (-COOCH<sub>2</sub>CH<sub>2</sub>CH<sub>2</sub>-), 33.4 (phenyl(OH)-CH<sub>2</sub>CH<sub>2</sub>COO-), 36.7, 37.4 (phenyl(OH)-CH<sub>2</sub>CH<sub>2</sub>COOCH<sub>2</sub>CH<sub>2</sub>CH<sub>2</sub>CH=), 65.5 (-COOCH<sub>2</sub>-), 114.6, 116.14, 130.19 (phenyl(CH=C(OH)-CH=CH-), -CH=CH<sub>2</sub>), 139.9 (-CH=CH<sub>2</sub>), 156.7 (phenyl(CH=C(OH)-CH=CH-)), 174.7 (-COO-); HRMS, calcd For  $\text{C}_{15}\text{H}_{20}\text{O}_3$  [ $\text{M}+\text{Na}^+$ ]: 271.311, found: 271.310.

**Hept-6'-enyl-3-(4-hydroxyphenyl)propionic acid 14**

General Procedure for the preparation of the fatty esters with 36.4 mmol of 3-(4-hydroxyphenyl)propionic acid (6.05 g; 6 eq) and 6.07 mmol of 6-hepten-1-ol (692.91 mg; 1 eq).

Compound **14** was obtained as a clear oil with a yield of 75%.  $\nu_{\text{max}}$  (ATR) /cm<sup>-1</sup> 3404 (OH), 2928-2857 (C-H), 1736 (COOR), 1642 (C=C);  $\delta_{\text{H}}$  (250.1 MHz; CD<sub>3</sub>OD) 1.27 (4H, broad, phenyl(OH)-(CH<sub>2</sub>)<sub>2</sub>COOCH<sub>2</sub>CH<sub>2</sub>CH<sub>2</sub>CH<sub>2</sub>CH=CH<sub>2</sub>), 1.53 (2H, m, -COOCH<sub>2</sub>CH<sub>2</sub>), 2.02 (2H, m, -CH<sub>2</sub>CH=CH<sub>2</sub>), 2.53



(2H, t, J 7.5, -CH<sub>2</sub>CH<sub>2</sub>COO-), 2.79 (2H, t, J 7.5, phenyl(OH)-CH<sub>2</sub>CH<sub>2</sub>COO-), 4.00 (2H, t, J 7.5, -COOCH<sub>2</sub>CH<sub>2</sub>CH<sub>2</sub>-), 4.92 (2H, overlap, -CH=CH<sub>2</sub>), 5.77 (1H, m, -CH=CH<sub>2</sub>), 6.68 (2H, d, J 10, phenyl (CH=C(OH)-CH=CH-)), 6.98 (2H, d, J 10, phenyl (CH=C (alkyl)-CH=));  $\delta_c$  (250.1 MHz; CD<sub>3</sub>OD) 26.9, 27.5 (-COOCH<sub>2</sub>CH<sub>2</sub>CH<sub>2</sub>-), 32.6, 33.4 (-CH<sub>2</sub>CH<sub>2</sub>COO(CH<sub>2</sub>)<sub>3</sub>CH<sub>2</sub>-), 36.7, 37.4 (-CH<sub>2</sub>CH<sub>2</sub>COO(CH<sub>2</sub>)<sub>4</sub>CH<sub>2</sub>CH=), 65.5 (-COOCH<sub>2</sub>-), 114.6, 116.14, 130.19 (phenyl(CH=C(OH)-CH=CH-), -CH=CH<sub>2</sub>), 139.9 (-CH=CH<sub>2</sub>), 156.7 (phenyl(CH=C(OH)-CH=CH-)), 174.7 (-COO-); HRMS, calcd For C<sub>16</sub>H<sub>22</sub>O<sub>3</sub> [M+Na<sup>+</sup>]: 285.3378, found: 285.3377.

### Oct-7'-enyl-3-(4-hydroxyphenyl)propionic acid 15

General Procedure for the preparation of the fatty esters with 36.4 mmol of 3-(4-hydroxyphenyl)propionic acid (6.05 g; 6 eq) and 6.07 mmol of 7-octen-1-ol (778.05 mg; 1 eq).

Compound **15** was obtained as a clear oil with a yield of 80%.  $\nu_{\max}$  (ATR) /cm<sup>-1</sup> 3404 (OH), 2928-2857 (C-H), 1736 (COOR), 1642 (C=C);  $\delta_H$  (250.1 MHz; CD<sub>3</sub>OD) 1.27 (6H, broad, -CH<sub>2</sub>CH<sub>2</sub>CH<sub>2</sub>CH<sub>2</sub>CH<sub>2</sub>CH<sub>2</sub>CH=CH<sub>2</sub>), 1.54 (2H, m, -COOCH<sub>2</sub>CH<sub>2</sub>-), 2.02 (2H, m, -COO(CH<sub>2</sub>)<sub>5</sub>CH<sub>2</sub>CH=CH<sub>2</sub>), 2.53 (2H, t, J 7.5, -CH<sub>2</sub>CH<sub>2</sub>COO-), 2.79 (2H, t, J 7.5, phenyl(OH)-CH<sub>2</sub>CH<sub>2</sub>COO-), 4.00 (2H, t, J 7.5, -COOCH<sub>2</sub>CH<sub>2</sub>CH<sub>2</sub>-), 4.92 (2H, overlap, -CH=CH<sub>2</sub>), 5.77 (1H, m, -CH=CH<sub>2</sub>), 6.68 (2H, d, J 10, phenyl (CH=C(OH)-CH=CH-)), 6.98 (2H, d, J 10, phenyl (CH=C (alkyl)-CH=));  $\delta_c$  (250.1 MHz; CD<sub>3</sub>OD) 26.9 (-COOCH<sub>2</sub>CH<sub>2</sub>CH<sub>2</sub>-), 29.6-33.4 (-CH<sub>2</sub>CH<sub>2</sub>COOCH<sub>2</sub>CH<sub>2</sub>CH<sub>2</sub>CH<sub>2</sub>CH<sub>2</sub>-), 36.7, 37.4 (-CH<sub>2</sub>CH<sub>2</sub>COO(CH<sub>2</sub>)<sub>5</sub>CH<sub>2</sub>-), 65.5 (-COOCH<sub>2</sub>-), 114.6, 116.14, 130.19 (phenyl(CH=C(OH)-CH=CH-), -CH=CH<sub>2</sub>), 139.9 (-CH=CH<sub>2</sub>), 156.7 (phenyl(CH=C(OH)-CH=CH-)), 174.7 (-COO-); HRMS, calcd For C<sub>17</sub>H<sub>24</sub>O<sub>3</sub> [M+Na<sup>+</sup>]: 299.3646, found: 299.3650.

### Non-8'-enyl-3-(4-hydroxyphenyl)propionic acid 16

General Procedure for the preparation of the fatty esters with 36.4 mmol of 3-(4-hydroxyphenyl)propionic acid (6.05 g; 6 eq) and 6.07 mmol of 7-octen-1-ol (863.12 mg; 1 eq).

Compound **16** was obtained as a clear oil with a yield of 85%.  $\nu_{\max}$  (ATR) /cm<sup>-1</sup> 3404 (OH), 2928-2857 (C-H), 1736 (COOR), 1642 (C=C);  $\delta_H$  (250.1 MHz; CD<sub>3</sub>OD) 1.27 (8H, broad, -CH<sub>2</sub>CH<sub>2</sub>CH<sub>2</sub>CH<sub>2</sub>CH<sub>2</sub>CH<sub>2</sub>CH<sub>2</sub>CH=CH<sub>2</sub>), 1.54 (2H, m, -CH<sub>2</sub>CH<sub>2</sub>(CH<sub>2</sub>)<sub>5</sub>CH=CH<sub>2</sub>), 2.02 (2H, m, -CH<sub>2</sub>CH=CH<sub>2</sub>), 2.53 (2H, t, J 7.5, -CH<sub>2</sub>CH<sub>2</sub>COO-), 2.79 (2H, t, J 7.5, phenyl(OH)-CH<sub>2</sub>CH<sub>2</sub>COO-), 4.00 (2H, t, J 7.5, -COOCH<sub>2</sub>CH<sub>2</sub>CH<sub>2</sub>-), 4.92 (2H, overlap, -CH=CH<sub>2</sub>), 5.78 (1H, m, -CH=CH<sub>2</sub>), 6.68 (2H, d, J 10, phenyl (CH=C(OH)-CH=CH-)), 6.98 (2H, d, J 10, phenyl (CH=C(alkyl)-CH=));  $\delta_c$  (250.1 MHz; CD<sub>3</sub>OD) 27.2 (-CH<sub>2</sub>(CH<sub>2</sub>)<sub>4</sub>CH=CH<sub>2</sub>), 29.6-34.6 (-CH<sub>2</sub>CH<sub>2</sub>COOCH<sub>2</sub>CH<sub>2</sub>CH<sub>2</sub>CH<sub>2</sub>CH<sub>2</sub>CH<sub>2</sub>-), 36.7, 37.4 (-CH<sub>2</sub>CH<sub>2</sub>COO(CH<sub>2</sub>)<sub>6</sub>CH<sub>2</sub>-), 65.5 (-COOCH<sub>2</sub>-), 114.6, 116.14, 130.19 (phenyl(CH=C(OH)-CH=CH-), -CH=CH<sub>2</sub>), 139.9 (-CH=CH<sub>2</sub>), 156.7 (phenyl(CH=C(OH)-)), 174.7 (-COO-); HRMS, calcd For C<sub>18</sub>H<sub>26</sub>O<sub>3</sub> [M+Na<sup>+</sup>]: 313.3914, found: 313.3913.

**Dec-9'-enyl-3-(4-hydroxyphenyl)propionic acid 17**

General Procedure for the preparation of the fatty esters with 39.17 mmol of 3-(4-hydroxyphenyl)propionic acid (6.51 g; 6 eq) and 6.53 mmol of 9-decen-1-ol (1.02 g; 1 eq). Compound **17** was obtained as a clear oil with a yield of 90%.  $\nu_{\max}$  (ATR) / $\text{cm}^{-1}$  3404 (OH), 2928-2857 (C-H), 1736 (COOR), 1642 (C=C);  $\delta_{\text{H}}$  (250.1 MHz;  $\text{CD}_3\text{OD}$ ) 1.27 (10H, broad,  $-\text{CH}_2\text{CH}_2\text{COOCH}_2\text{CH}_2\text{CH}_2\text{CH}_2\text{CH}_2\text{CH}_2\text{CH}_2\text{CH}_2\text{CH}=\text{CH}_2$ ), 1.54 (2H, m,  $-\text{COOCH}_2\text{CH}_2(\text{CH}_2)_6\text{CH}=\text{CH}_2$ ), 2.02 (2H, m,  $-\text{COO}(\text{CH}_2)_7\text{CH}_2\text{CH}=\text{CH}_2$ ), 2.53 (2H, t, J 7.5,  $-\text{CH}_2\text{CH}_2\text{COO}-$ ), 2.79 (2H, t, J 7.5, phenyl(OH)- $\text{CH}_2\text{CH}_2\text{COO}-$ ), 4.00 (2H, t, J 7.5,  $-\text{COOCH}_2\text{CH}_2\text{CH}_2-$ ), 4.92 (2H, overlap,  $-\text{CH}=\text{CH}_2$ ), 5.78 (1H, m,  $-\text{CH}=\text{CH}_2$ ), 6.68 (2H, d, J 10, phenyl ( $\text{CH}=\text{C}(\text{OH})-\text{CH}=\text{CH}-$ )), 6.98 (2H, d, J 10, phenyl ( $\text{CH}=\text{C}(\text{alkyl})-\text{CH}=\text{CH}-$ ));  $\delta_{\text{C}}$  (250.1 MHz;  $\text{CD}_3\text{OD}$ ) 26.9 ( $-\text{COO}(\text{CH}_2)_2\text{CH}_2-$ ), 27.6-34.8 ( $-\text{CH}_2\text{CH}_2\text{COOCH}_2\text{CH}_2\text{CH}_2(\text{CH}_2)_4\text{CH}_2-$ ), 36.7, 37.4 ( $-\text{CH}_2\text{CH}_2\text{COO}(\text{CH}_2)_2\text{CH}_2\text{CH}_2\text{CH}_2\text{CH}_2\text{CH}_2\text{CH}=\text{CH}_2$ ), 65.5 ( $-\text{COOCH}_2-$ ), 114.6, 116.14, 130.19 (phenyl( $\text{CH}=\text{C}(\text{OH})-\text{CH}=\text{CH}-$ ),  $-\text{CH}=\text{CH}_2$ ), 139.9 ( $-\text{CH}=\text{CH}_2$ ), 156.7 (phenyl( $\text{CH}=\text{C}(\text{OH})-\text{CH}=\text{CH}-$ )), 174.7 ( $-\text{COO}-$ ); HRMS, calcd For  $\text{C}_{19}\text{H}_{28}\text{O}_3$  [ $\text{M}+\text{Na}^+$ ]: 327.4182, found: 327.4181.

**Undec-10'-enyl-3-(4-hydroxyphenyl)propionic acid 18**

General Procedure for the preparation of the fatty esters with 36.83 mmol of 3-(4-hydroxyphenyl)propionic acid (6.12 g; 6 eq) and 6.14 mmol of 10-undecen-1-ol (1.045 g; 1 eq).

Compound **18** was obtained as a clear oil with a yield of 90%.  $\nu_{\max}$  (ATR) / $\text{cm}^{-1}$  3404 (OH), 2928-2857 (C-H), 1736 (COOR), 1642 (C=C);  $\delta_{\text{H}}$  (250.1 MHz;  $\text{CD}_3\text{OD}$ ) 1.27 (12H, broad,  $-\text{CH}_2\text{CH}_2\text{COOCH}_2\text{CH}_2\text{CH}_2\text{CH}_2\text{CH}_2\text{CH}_2\text{CH}_2\text{CH}_2\text{CH}_2\text{CH}=\text{CH}_2$ ), 1.54 (2H, m,  $-\text{COOCH}_2\text{CH}_2(\text{CH}_2)_7\text{CH}=\text{CH}_2$ ), 2.02 (2H, m,  $-\text{COO}(\text{CH}_2)_8\text{CH}_2\text{CH}=\text{CH}_2$ ), 2.53 (2H, t, J 7.5,  $-\text{CH}_2\text{CH}_2\text{COO}-$ ), 2.79 (2H, t, J 7.5, phenyl(OH)- $\text{CH}_2\text{CH}_2\text{COO}-$ ), 4.00 (2H, t, J 7.5,  $-\text{COOCH}_2\text{CH}_2\text{CH}_2-$ ), 4.92 (2H, overlap,  $-\text{CH}=\text{CH}_2$ ), 5.78 (1H, m,  $-\text{CH}=\text{CH}_2$ ), 6.68 (2H, d, J 10, phenyl ( $\text{CH}=\text{C}(\text{OH})-\text{CH}=\text{CH}-$ )), 6.98 (2H, d, J 10, phenyl ( $\text{CH}=\text{C}(\text{alkyl})-\text{CH}=\text{CH}-$ ));  $\delta_{\text{C}}$  (250.1 MHz;  $\text{CD}_3\text{OD}$ ) 26.9 ( $-\text{COO}(\text{CH}_2)_2\text{CH}_2-$ ), 27.3-34.8 ( $-\text{CH}_2\text{CH}_2\text{COOCH}_2\text{CH}_2\text{CH}_2(\text{CH}_2)_5\text{CH}_2-$ ), 36.7, 37.4 ( $-\text{CH}_2\text{CH}_2\text{COO}(\text{CH}_2)_8\text{CH}_2\text{CH}=\text{CH}_2$ ), 65.5 ( $-\text{COOCH}_2-$ ), 114.6, 116.14, 130.19 (phenyl( $\text{CH}=\text{C}(\text{OH})-\text{CH}=\text{CH}-$ ),  $-\text{CH}=\text{CH}_2$ ), 139.9 ( $-\text{CH}=\text{CH}_2$ ), 156.7 (phenyl( $\text{CH}=\text{C}(\text{OH})-\text{CH}=\text{CH}-$ )), 174.7 ( $-\text{COO}-$ ); HRMS, calcd For  $\text{C}_{20}\text{H}_{30}\text{O}_3$  [ $\text{M}+\text{Na}^+$ ]: 341.445, found: 327.444.

***General Procedure for the preparation of the fatty ester-based bolaamphiphiles:***

The fatty ester is diluted in  $\text{CH}_2\text{Cl}_2$  (18 mL) / MeOH (2 mL) or  $\text{CH}_2\text{Cl}_2$  (20 mL) in a Schlenk tube under argon and the Grubbs I catalyst is added in three portions over 3h. After 72h or 12h of reaction at 45°C, the solvent is evaporated under reduced pressure and the residue is purified by flash chromatography (eluting mixture: petroleum ether / ethyl acetate 6:4).

**1', 16'-bis-hexadec-8'-enyl-3-(4-hydroxyphenyl)propionic acid 19**



General Procedure for the preparation of the fatty ester-based bolaamphiphiles with compound **16** (0.8 g; 2.76 mmol; 1 eq) and Grubbs I catalyst (227 mg; 0.276 mmol; 0.1 eq). Compound **19** is obtained as liquid with a yield of 65% (72h) or 70% (12h) as a mixture Z/E of 20/80.  $\nu_{\max}$  (ATR) / $\text{cm}^{-1}$  3424 (OH), 2940-2855 (C-H), 1736 (COOR), 1642 (C=C);  $\delta_{\text{H}}$  (250.1 MHz;  $\text{CD}_3\text{OD}$ ) 1.27 (16H, broad phenyl(OH)( $\text{CH}_2$ )<sub>2</sub>COO( $\text{CH}_2$ )<sub>2</sub>**CH<sub>2</sub>CH<sub>2</sub>CH<sub>2</sub>CH<sub>2</sub>CH<sub>2</sub>CH=CHCH<sub>2</sub>CH<sub>2</sub>CH<sub>2</sub>CH<sub>2</sub>CH<sub>2</sub>-**), 1.55 (4H, broad m, -COOCH<sub>2</sub>**CH<sub>2</sub>(CH<sub>2</sub>)<sub>5</sub>CH=CH(CH<sub>2</sub>)<sub>5</sub>CH<sub>2</sub>CH<sub>2</sub>COO-**), 2.00 (4H, broad m, -**CH<sub>2</sub>CH=CHCH<sub>2</sub>-**), 2.54 (4H, t, J 7.5, -CH<sub>2</sub>**CH<sub>2</sub>COO-**, -CH<sub>2</sub>**CH<sub>2</sub>COO-**), 2.80 (4H, t, J 7.5, -**CH<sub>2</sub>CH<sub>2</sub>COO-**, -COOCH<sub>2</sub>**CH<sub>2</sub>-**), 4.01 (4H, t, J 7.5, -COOCH<sub>2</sub>( $\text{CH}_2$ )<sub>6</sub>CH=CH( $\text{CH}_2$ )<sub>6</sub>**CH<sub>2</sub>COO-**), 5.38 (2H, broad m, -CH<sub>2</sub>CH=CHCH<sub>2</sub>-), 6.68 (4H, d, J 10, phenyl (**CH=C(OH)-CH=CH-**), phenyl (**CH=C(OH)-CH=CH-**)), 6.99 (4H, d, J 10, phenyl (**CH=C(alkyl)-CH=**), phenyl (**CH=C(alkyl)-CH=**));  $\delta_{\text{C}}$  (250.1 MHz;  $\text{CD}_3\text{OD}$ ) 26.9 (-**CH<sub>2</sub>(CH<sub>2</sub>)<sub>4</sub>CH=CH(CH<sub>2</sub>)<sub>4</sub>CH<sub>2</sub>(CH<sub>2</sub>)<sub>2</sub>COO-**), 28.1-30.3 (phenyl(OH)**CH<sub>2</sub>CH<sub>2</sub>COOCH<sub>2</sub>CH<sub>2</sub>CH<sub>2</sub>CH<sub>2</sub>CH<sub>2</sub>CH<sub>2</sub>CH<sub>2</sub>CH=CHCH<sub>2</sub>CH<sub>2</sub>CH<sub>2</sub>CH<sub>2</sub>CH<sub>2</sub>-CH<sub>2</sub>CH<sub>2</sub>COO-**), 30.5-31.2 (-**CH<sub>2</sub>COO(CH<sub>2</sub>)<sub>6</sub>CH<sub>2</sub>CH=CHCH<sub>2</sub>(CH<sub>2</sub>)<sub>6</sub>COOCH<sub>2</sub>-**), 65.6 (-COOCH<sub>2</sub>( $\text{CH}_2$ )<sub>6</sub>CH=CH( $\text{CH}_2$ )<sub>6</sub>**CH<sub>2</sub>COO-**), 116.14-130.11 (phenyl (**CH=C(OH)CH=CH-**), phenyl (**CH=C(OH)CH=CH-**)), 130.2-131.4 (phenyl (**CH=C(alkyl)CH=**), phenyl (**CH=C(alkyl)-CH=**), -**CH=CH-**), 132.7 (phenyl (CH=C(alkyl)CH=), phenyl (CH=C(alkyl)CH=)), 156.6 (phenyl (CH=C(OH)CH=CH-), phenyl (CH=C(OH)CH=CH-), 174.8 (-COO); HRMS, calcd for  $\text{C}_{34}\text{H}_{48}\text{O}_6$  [ $\text{M}+\text{Na}^+$ ]: 575.7394, found: 575.7393.

### 1',18'-bis-octadec-9'-enyl-3-(4-hydroxyphenyl)propionic acid **20**

General Procedure for the preparation of the fatty ester-based bolaamphiphiles with compound **17** (0.71 g; 2.33 mmol; 1 eq) and Grubbs I catalyst (192.2 mg; 0.233 mmol; 0.1 eq). Compound **20** is obtained as liquid with a yield of 70% (72h) or 75% (12h) as a mixture Z/E of 20/80.  $\nu_{\max}$  (ATR) / $\text{cm}^{-1}$  3424 (OH), 2940-2855 (C-H), 1736 (COOR), 1642 (C=C);  $\delta_{\text{H}}$  (250.1 MHz;  $\text{CD}_3\text{OD}$ ) 1.27 (20H, broad, phenyl(OH)( $\text{CH}_2$ )<sub>2</sub>COO( $\text{CH}_2$ )<sub>2</sub>**CH<sub>2</sub>CH<sub>2</sub>CH<sub>2</sub>CH<sub>2</sub>CH<sub>2</sub>CH<sub>2</sub>CH=CHCH<sub>2</sub>(CH<sub>2</sub>)<sub>5</sub>CH<sub>2</sub>-**), 1.54 (4H, broad m, -COOCH<sub>2</sub>**CH<sub>2</sub>(CH<sub>2</sub>)<sub>6</sub>CH=CH(CH<sub>2</sub>)<sub>6</sub>CH<sub>2</sub>CH<sub>2</sub>COO-**), 1.96 (4H, broad m, -**CH<sub>2</sub>CH=CHCH<sub>2</sub>-**), 2.53 (4H, t, J 7.5, -CH<sub>2</sub>**CH<sub>2</sub>COO-**, -CH<sub>2</sub>**CH<sub>2</sub>COO-**), 2.79 (4H, t, J 7.5, -**CH<sub>2</sub>CH<sub>2</sub>COO-**, -COOCH<sub>2</sub>**CH<sub>2</sub>-**), 4.00 (4H, t, J 7.5, -COOCH<sub>2</sub>( $\text{CH}_2$ )<sub>7</sub>CH=CH( $\text{CH}_2$ )<sub>7</sub>**CH<sub>2</sub>COO-**), 5.36 (2H, broad m, -CH<sub>2</sub>**CH=CHCH<sub>2</sub>-**), 6.68 (4H, d, J 10, phenyl (**CH=C(OH)-CH=CH-**), phenyl (**CH=C(OH)-CH=CH-**)), 6.99 (4H, d, J 10, phenyl (**CH=C(alkyl)-CH=**), phenyl (**CH=C(alkyl)-CH=**));  $\delta_{\text{C}}$  (250.1 MHz;  $\text{CD}_3\text{OD}$ ) 26.9 (-COO( $\text{CH}_2$ )<sub>2</sub>**CH<sub>2</sub>(CH<sub>2</sub>)<sub>5</sub>CH=CH(CH<sub>2</sub>)<sub>5</sub>CH<sub>2</sub>(CH<sub>2</sub>)<sub>2</sub>COO-**), 28.1-30.3 (-**CH<sub>2</sub>CH<sub>2</sub>COOCH<sub>2</sub>CH<sub>2</sub>CH<sub>2</sub>(CH<sub>2</sub>)<sub>4</sub>CH<sub>2</sub>CH=CHCH<sub>2</sub>(CH<sub>2</sub>)<sub>4</sub>CH<sub>2</sub>-CH<sub>2</sub>CH<sub>2</sub>COOCH<sub>2</sub>CH<sub>2</sub>-**), 30.5-37.3 (-CH<sub>2</sub>**CH<sub>2</sub>COOCH<sub>2</sub>(CH<sub>2</sub>)<sub>6</sub>CH<sub>2</sub>CH=CHCH<sub>2</sub>(CH<sub>2</sub>)<sub>7</sub>COOCH<sub>2</sub>-**), 65.6 (-COOCH<sub>2</sub>( $\text{CH}_2$ )<sub>7</sub>CH=CH( $\text{CH}_2$ )<sub>7</sub>**CH<sub>2</sub>COO-**), 116.14-130.11 (phenyl (**CH=C(OH)CH=CH-**), phenyl (**CH=C(OH)CH=CH-**)), 130.2-131.4 (phenyl (**CH=C(alkyl)CH=**), phenyl (**CH=C(alkyl)-CH=**), -**CH=CH-**), 132.7 (phenyl (CH=C(alkyl)CH=), phenyl (CH=C(alkyl)CH=)), 156.7 (phenyl (CH=C(OH)CH=CH-), phenyl (CH=C(OH)CH=CH-), 174.8 (-COO); HRMS, calcd for  $\text{C}_{36}\text{H}_{52}\text{O}_6$  [ $\text{M}+\text{Na}^+$ ]: 603.793, found: 603.792.

### 1',20'-bis-eicosa-10'-enyl-3-(4-hydroxyphenyl)propionic acid **21**

General Procedure for the preparation of the fatty ester-based bolaamphiphiles with compound **18** (0.98 g; 3.08 mmol; 1 eq) and Grubbs I catalyst (253.6 mg; 0.308 mmol; 0.1 eq). Compound **21** is obtained as liquid with a yield of 75% (72h) or 80% (12h) as a mixture Z/E of 20/80.  $\nu_{\max}$  (ATR) /cm<sup>-1</sup> 3424 (OH), 2940-2855 (C-H), 1736 (COOR), 1642 (C=C);  $\delta_{\text{H}}$  (250.1 MHz; CD<sub>3</sub>OD) 1.27 (24H, broad, phenyl(OH)(CH<sub>2</sub>)<sub>2</sub>COO(CH<sub>2</sub>)<sub>2</sub>(CH<sub>2</sub>)<sub>3</sub>CH<sub>2</sub>CH<sub>2</sub>CH<sub>2</sub>CH<sub>2</sub>CH=CHCH<sub>2</sub>(CH<sub>2</sub>)<sub>6</sub>CH<sub>2</sub>CH<sub>2</sub>-), 1.54 (4H, broad m, -COOCH<sub>2</sub>CH<sub>2</sub>(CH<sub>2</sub>)<sub>7</sub>CH=CH(CH<sub>2</sub>)<sub>7</sub>CH<sub>2</sub>CH<sub>2</sub>COO-), 1.97 (4H, broad m, -CH<sub>2</sub>CH=CHCH<sub>2</sub>-), 2.53 (4H, t, J 7.5, -CH<sub>2</sub>CH<sub>2</sub>COO-, -CH<sub>2</sub>CH<sub>2</sub>COO-), 2.79 (4H, t, J 7.5, -CH<sub>2</sub>CH<sub>2</sub>COO-, -COOCH<sub>2</sub>CH<sub>2</sub>-), 4.00 (4H, t, J 7.5, -COOCH<sub>2</sub>(CH<sub>2</sub>)<sub>8</sub>CH=CH(CH<sub>2</sub>)<sub>8</sub>CH<sub>2</sub>COO-), 5.36 (2H, broad m, -CH<sub>2</sub>CH=CHCH<sub>2</sub>-), 6.68 (4H, d, J 10, phenyl (CH=C(OH)-CH=CH-), phenyl (CH=C(OH)-CH=CH-)), 6.99 (4H, d, J 10, phenyl (CH=C(alkyl)-CH=), phenyl (CH=C(alkyl)-CH=));  $\delta_{\text{C}}$  (250.1 MHz; CD<sub>3</sub>OD) 26.9 (-CH<sub>2</sub>(CH<sub>2</sub>)<sub>6</sub>CH=CH(CH<sub>2</sub>)<sub>6</sub>CH<sub>2</sub>-), 28.1-30.5 (-CH<sub>2</sub>CH<sub>2</sub>COOCH<sub>2</sub>CH<sub>2</sub>CH<sub>2</sub>(CH<sub>2</sub>)<sub>3</sub>CH<sub>2</sub>CH<sub>2</sub>CH<sub>2</sub>CH=CHCH<sub>2</sub>(CH<sub>2</sub>)<sub>5</sub>CH<sub>2</sub>-CH<sub>2</sub>CH<sub>2</sub>COOCH<sub>2</sub>CH<sub>2</sub>-), 30.5-37.4 (-CH<sub>2</sub>CH<sub>2</sub>COOCH<sub>2</sub>(CH<sub>2</sub>)<sub>7</sub>CH<sub>2</sub>CH=CHCH<sub>2</sub>(CH<sub>2</sub>)<sub>8</sub>COOCH<sub>2</sub>-), 65.6 (-COOCH<sub>2</sub>(CH<sub>2</sub>)<sub>8</sub>CH=CH(CH<sub>2</sub>)<sub>8</sub>CH<sub>2</sub>COO-), 116.14-130.11 (phenyl (CH=C(OH)CH=CH-), phenyl (CH=C(OH)CH=CH-)), 130.2-131.4 (phenyl (CH=C(alkyl)CH=), phenyl (CH=C(alkyl)-CH=), -CH=CH-), 132.7 (phenyl (CH=C(alkyl)CH=), phenyl (CH=C(alkyl)CH=)), 156.7 (phenyl (CH=C(OH)CH=CH-), phenyl (CH=C(OH)CH=CH-), 174.8 (-COO); HRMS, calcd for C<sub>38</sub>H<sub>56</sub>O<sub>6</sub> [M+Na<sup>+</sup>]: 631.8466, found: 631.8465.

**General Procedure for the preparation of the asymmetric fatty ester- and rhamnoside-based bolaamphiphiles:**

The rhamnoside-based bolaamphiphile and the fatty ester-based bolaamphiphile are diluted in CH<sub>2</sub>Cl<sub>2</sub> (35 mL) / MeOH (5mL) or CH<sub>2</sub>Cl<sub>2</sub> (40 mL) in a Schlenk tube under argon and the Grubbs I catalyst is added in one portion. After 24h or 8h of reaction at 45°C, the solvent mixture is evaporated under reduced pressure and the residue is purified by flash chromatography (eluting mixture: CH<sub>2</sub>Cl<sub>2</sub>/MeOH 9:1).

**1',16'-bis-decanon-8'-enyl-3-(4-hydroxyphenyl)propionic acid- $\alpha$ -L-rhamnopyranoside **22****

General Procedure for the preparation of the asymmetric fatty ester- and rhamnoside-based bolaamphiphiles with compound **10** (1.82 g; 3.32 mmol; 2 eq), compound **16** (481.56 mg; 1.66 mmol; 1 eq) and Grubbs I catalyst (68.30 mg; 0.083 mmol; 0.05 eq). Compound **22** is obtained as viscous brown product with a yield of 65% (24h) or 70% (8h).  $\nu_{\max}$  (ATR) /cm<sup>-1</sup> 3421 (OH), 2924-2852 (C-H), 1736 (COOR), 1642 (C=C), 1131-1050;  $\delta_{\text{H}}$  (250.1 MHz; CD<sub>3</sub>OD) 1.27-1.31 (19H, broad, rhamnose(CH<sub>3</sub>)(CH<sub>2</sub>)<sub>2</sub>(CH<sub>2</sub>)<sub>4</sub>CH<sub>2</sub>CH=CHCH<sub>2</sub>(CH<sub>2</sub>)<sub>4</sub>CH<sub>2</sub>CH<sub>2</sub>COO(CH<sub>2</sub>)<sub>2</sub>phenyl(OH)), 1.58 (4H, broad m, rhamnose(O)CH<sub>2</sub>CH<sub>2</sub>(CH<sub>2</sub>)<sub>5</sub>CH=CH(CH<sub>2</sub>)<sub>5</sub>CH<sub>2</sub>CH<sub>2</sub>COO-), 2.00 (4H, broad m, -CH<sub>2</sub>CH=CHCH<sub>2</sub>-), 2.56 (2H, t, J 7.5, -CH<sub>2</sub>COOCH<sub>2</sub>CH<sub>2</sub>-), 2.82 (2H, t, J 7.5, -COOCH<sub>2</sub>CH<sub>2</sub>phenyl(OH)), 3.36-3.82 (6H, overlap,

rhamnose ( $\text{CH}(\text{CH}_3)\text{CH}(\text{OH})\text{CH}(\text{OH})\text{-CH}(\text{OH})\text{-}$ ),  $-\text{OCH}_2\text{-}$ , 4.04 ((2H, t, J 7.5,  $-\text{CH}_2\text{COOCH}_2\text{CH}_2\text{phenyl}(\text{OH})$ ), 4.68 (1H, broad, rhamnose(O) $\text{CH}_2\text{CH}_2\text{-}$ ), 5.43 (2H, broad m,  $-\text{CH}_2\text{CH}=\text{CHCH}_2\text{-}$ ), 6.71 (2H, d, J 5, phenyl( $\text{CH}=\text{C}(\text{OH})\text{-CH}=\text{)$ ), 7.00 (2H, d, J 7.5, phenyl ( $\text{CH}=\text{C}(\text{alkyl})\text{-CH}=\text{)$ );  $\delta_c$  (250.1 MHz;  $\text{CD}_3\text{OD}$ ) 18.02 ( $-\text{CH}_3$ ), 26.9-33.3 (rhamnose(O) $\text{CH}_2(\text{CH}_2)_5\text{CH}_2\text{CH}=\text{CHCH}_2\text{-}$  ( $\text{CH}_2$ ) $_3\text{CH}_2\text{CH}_2\text{CH}_2\text{COOCH}_2\text{CH}_2\text{-}$ ), 33.7 ( $-\text{CH}_2\text{CH}=\text{CHCH}_2\text{-}$ ), 34.7 ( $-\text{COOCH}_2\text{CH}_2\text{-}$ ), 65.5 ( $-\text{CH}_2\text{COO-}$ ), 68.4 (rhamnose(O) $\text{CH}_2\text{CH}_2\text{-}$ ), 69.6 (rhamnose ( $\text{CH}(\text{CH}_3)\text{-}$ ), 71.8 (rhamnose( $\text{CH}(\text{CH}_3)\text{CH}(\text{OH})\text{-}$ ), 72.3 (rhamnose( $\text{CH}(\text{CH}_3)\text{CH}(\text{OH})\text{CH}(\text{OH})\text{-}$ ), 73.9 (rhamnose( $-\text{CH}(\text{OH})\text{CH-}$ ), 101.5 (rhamnose ( $-\text{CH}(\text{OH})\text{CH}(\text{OCH}_2\text{-})$ ), 130.1 ( $-\text{CH}_2\text{CH}(\text{Z})=\text{CH}(\text{Z})\text{CH}_2\text{-}$ ), 131.4 (phenyl( $\text{CH}=\text{C}(\text{OH})\text{-CH}=\text{)$ ), 132.8 (phenyl( $\text{CH}=\text{C}(\text{alkyl})\text{CH}=\text{)$ ), 139.9 (phenyl( $\text{CH}=\text{C}(\text{alkyl})\text{CH}=\text{)$ ), 156.6 (phenyl( $\text{CH}=\text{C}(\text{OH})\text{CH}=\text{)$ ), 174.7 ( $-\text{COO}$ ); HRMS, calcd for  $\text{C}_{31}\text{H}_{50}\text{O}_8$  [ $\text{M}+\text{Na}^+$ ]: 573.721, found: 573.720.

### 1',18'-bis-octadec-9'-enyl-3-(4-hydroxyphenyl)propionic acid- $\alpha$ -L-rhamnopyranoside **23**

General Procedure for the preparation of the asymmetric fatty ester- and rhamnoside-based bolaamphiphiles with compound **11** (2.84 g; 4.93 mmol; 2 eq), compound **17** (0.75 g; 2.46 mmol; 1 eq) and Grubbs I catalyst (101.2 mg; 0.123 mmol; 0.05 eq). Compound **23** is obtained as viscous brown product with a yield of 70% (24h) or 75% (8h).  $\nu_{\text{max}}$  (ATR)/ $\text{cm}^{-1}$  3421 (OH), 2924-2852 (CH), 1736 (COOR), 1641 (C=C), 131-1050 (C-O-C);  $\delta_{\text{H}}$  (2250.1 MHz;  $\text{CD}_3\text{OD}$ ) 1.27-1.31 (23H, overlap, rhamnose(O)( $\text{CH}_2$ ) $\text{CH}_2(\text{CH}_2)_5\text{CH}_2\text{CH}=\text{CHCH}_2(\text{CH}_2)_5\text{CH}_2\text{CH}_2\text{COO-}$ ( $\text{CH}_2$ ) $_2\text{phenyl}(\text{OH})$ ), 1.58 (4H, broad m, rhamnose(O) $\text{CH}_2\text{CH}_2(\text{CH}_2)_6\text{CH}=\text{CH}(\text{CH}_2)_6\text{CH}_2\text{CH}_2\text{-}$ ), 2.00 (4H, broad m,  $-\text{CH}_2\text{CH}=\text{CHCH}_2\text{-}$ ), 2.56 (2H, t, J 7.5,  $-\text{CH}_2\text{COOCH}_2\text{CH}_2\text{-}$ ), 2.82 (2H, t, J 7.5,  $-\text{CH}_2\text{COOCH}_2\text{CH}_2\text{phenyl}(\text{OH})$ ), 3.36-3.82 (6H, overlap, rhamnose( $\text{CH}(\text{CH}_3)\text{CH}(\text{OH})\text{CH}(\text{OH})\text{CH}(\text{OH})\text{-}$ ,  $\text{OCH}_2\text{-}$ ), 4.04 (2H, t, J 7.5,  $-\text{CH}_2\text{COOCH}_2\text{CH}_2\text{phenyl}(\text{OH})$ ), 4.68 (1H, broad, rhamnose(O) $\text{CH}_2\text{CH}_2\text{-}$ ), 5.43 (2H, broad m,  $-\text{CH}_2\text{CH}=\text{CHCH}_2\text{-}$ ), 6.71 (2H, d, J 7.5, phenyl( $\text{CH}=\text{C}(\text{OH})\text{CH}=\text{)$ ), 7.00 (2H, d, J 7.5, phenyl( $\text{CH}=\text{C}(\text{alkyl})\text{CH}=\text{)$ );  $\delta_c$  (250.1 MHz;  $\text{CD}_3\text{OD}$ ) 18.02 ( $-\text{CH}_3$ ), 26.9-33.3 (rhamnose(O) $\text{CH}_2(\text{CH}_2)_6\text{CH}_2\text{CH}=\text{CH-}$ H $_2(\text{CH}_2)_4\text{CH}_2\text{CH}_2\text{CH}_2\text{COOCH}_2\text{CH}_2\text{-}$ ), 33.7 ( $-\text{CH}_2\text{CH}=\text{CHCH}_2\text{-}$ ), 34.7 ( $\text{COOCH}_2\text{CH}_2\text{-}$ ), 65.5 ( $-\text{CH}_2\text{COO-}$ ), 68.4 (rhamnose(O) $\text{CH}_2\text{CH}_2\text{-}$ ), 69.6 (rhamnose( $\text{CH}(\text{CH}_3)\text{-}$ ), 71.8 (rhamnose( $\text{CH}(\text{CH}_3)\text{CH}(\text{OH})\text{-}$ ), 72.3 (rhamnose( $\text{CH}(\text{CH}_3)\text{CH}(\text{OH})\text{CH-}$ ), 73.9 (rhamnose( $-\text{CH}(\text{OH})\text{CH}(\text{OCH}_2\text{-})$ ), 101.5 ((rhamnose( $-\text{CH}(\text{OH})\text{CH}(\text{OCH}_2\text{-})$ ), 130.1 ( $-\text{CH}_2\text{CH}(\text{Z})=\text{CH}(\text{Z})\text{CH}_2\text{-}$ ), 130.7 ( $-\text{CH}_2\text{CH}=\text{CHCH}_2\text{-}$ ), 131.4 (phenyl( $\text{CH}=\text{C}(\text{OH})\text{CH}=\text{)$ ), 132.8 (phenyl( $\text{CH}=\text{C}(\text{alkyl})\text{CH}=\text{)$ ), 139.9 (phenyl( $\text{CH}=\text{C}(\text{alkyl})\text{CH}=\text{)$ ), 156.6 (phenyl( $\text{CH}=\text{C}(\text{OH})\text{CH}=\text{)$ ), 174.7 ( $-\text{COO}$ ); HRMS, calcd for  $\text{C}_{33}\text{H}_{54}\text{O}_8$  [ $\text{M}+\text{Na}^+$ ]: 601.7746, found: 601.7750.

### 1',20'-bis-octadec-10'-enyl-3-(4-hydroxyphenyl)propionic acid- $\alpha$ -L-rhamnopyranoside **24**

General Procedure for the preparation of the asymmetric fatty ester- and rhamnoside-based bolaamphiphiles with compound **12** (1.8 g; 2.98 mmol; 2 eq), compound **18** (473.8 mg; 1.49 mmol; 1 eq) and Grubbs I catalyst (673.1 mg; 0.0745 mmol; 0.05 eq). Compound **24** is obtained as viscous brown product with a yield of 75% (24h) or 80% (8h).  $\nu_{\text{max}}$  (ATR)/ $\text{cm}^{-1}$  3421

(OH), 2924-2852 (CH), 1736 (COOR), 1641 (C=C), 131-1050 (C-O-C);  $\delta_H$  (2250.1 MHz; CD<sub>3</sub>OD) 1.27-1.33 (27H, overlap, rhamnose(O)(CH<sub>2</sub>)<sub>2</sub>(CH<sub>2</sub>)<sub>6</sub>CH<sub>2</sub>CH=CHCH<sub>2</sub>(CH<sub>2</sub>)<sub>6</sub>CH<sub>2</sub>CH<sub>2</sub>-), 1.58 (4H, broad m, rhamnose(O)CH<sub>2</sub>CH<sub>2</sub>(CH<sub>2</sub>)<sub>7</sub>CH=CH(CH<sub>2</sub>)<sub>7</sub>CH<sub>2</sub>CH<sub>2</sub>-), 2.00 (4H, broad m, -CH<sub>2</sub>CH=CHCH<sub>2</sub>-), 2.56 (2H, t, J 7.5, -CH<sub>2</sub>COOCH<sub>2</sub>CH<sub>2</sub>-), 2.82 (2H, t, J 7.5, -CH<sub>2</sub>CH<sub>2</sub>phenyl(OH)), 3.36-3.82 (6H, overlap, rhamnose(CH(CH<sub>3</sub>)CH(OH)CH(OH)CH(OH)-, OCH<sub>2</sub>-), 4.04 (2H, t, J 7.5, -CH<sub>2</sub>COOCH<sub>2</sub>CH<sub>2</sub>-), 4.68 (1H, broad, rhamnose(O)CH<sub>2</sub>CH<sub>2</sub>-), 5.43 (2H, broad m, -CH<sub>2</sub>CH=CHCH<sub>2</sub>-), 6.71 (2H, d, J 7.5, phenyl(CH=C(OH)CH=)), 7.00 (2H, d, J 7.5, phenyl(CH=C(alkyl)CH=));  $\delta_C$  (2250.1 MHz; CD<sub>3</sub>OD) 18.02 (-CH<sub>3</sub>), 26.9-33.3 (-CH<sub>2</sub>(CH<sub>2</sub>)<sub>6</sub>CH<sub>2</sub>CH=CH-CH<sub>2</sub>(CH<sub>2</sub>)<sub>4</sub>CH<sub>2</sub>CH<sub>2</sub>CH<sub>2</sub>COOCH<sub>2</sub>CH<sub>2</sub>-), 33.7 (-CH<sub>2</sub>CH=CHCH<sub>2</sub>-), 34.7 (COOCH<sub>2</sub>CH<sub>2</sub>-), 65.5 (-CH<sub>2</sub>COO-), 68.4 (rhamnose(O)CH<sub>2</sub>CH<sub>2</sub>-), 69.6 (rhamnose(CH(CH<sub>3</sub>)-CH(OH)<sub>3</sub>-), 71.8 (rhamnose(CH(CH<sub>3</sub>)CH(OH)<sub>3</sub>-), 72.3 (rhamnose(CH(CH<sub>3</sub>)CH(OH)CH(OH)CH(OH)-), 73.9 (rhamnose(-CH(OH)CH(OCH<sub>2</sub>-)), 101.5 ((rhamnose(-CH(OH)CH(OCH<sub>2</sub>-)), 130.1 (-CH<sub>2</sub>CH(Z)=CH(Z)CH<sub>2</sub>-), 130.7 (-CH<sub>2</sub>CH=CHCH<sub>2</sub>-), 131.4 (phenyl(CH=C(OH)CH=)), 132.8 (phenyl(CH=C(alkyl)CH=)), 139.9 (phenyl(CH=C(alkyl)CH=)), 156.6 (phenyl(CH=C(OH)CH=)), 174.7 (-COO); HRMS, calcd for C<sub>35</sub>H<sub>58</sub>O<sub>8</sub> [M+Na<sup>+</sup>]: 629.8282, found: 629.8281.

### Acknowledgments

This work was supported by the ElidéRham program (Excellence Framework). We are grateful to the Public Authorities of Champagne-Ardenne and FEDER for material funds and post doctoral fellowship to F.O.A.

### Notes and References

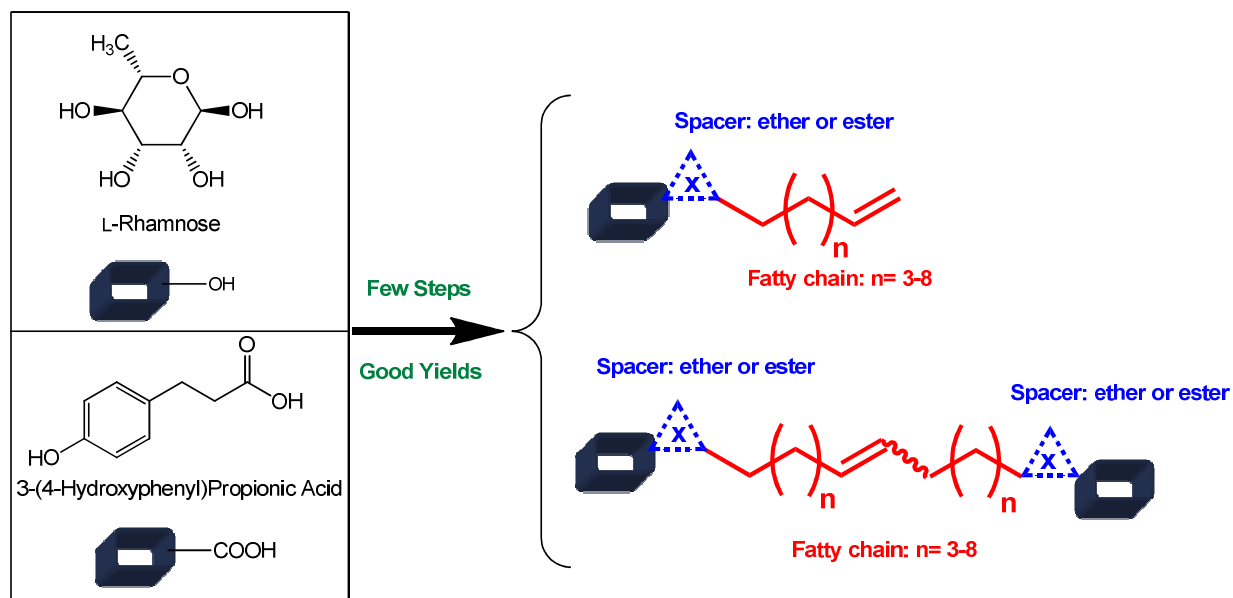
- O.J. Rojas, L.A. Lucia, Y. Habibi, C. Stubenrauch, C. "Bio-Based Surfactants and Detergents: Synthesis, Properties, and Applications", Hayes, Ashby, Solaiman, and Kitamoto, Eds. AOCS Press, 2009.
- M. Nitschke, S.G. Costa, J.M. Contiero, *Biotechnol Prog.*, 2005, **21**, 1593-600.
- J.D. Desai, I.M. Banat, *Microbiol. Mol. Biol. Rev.*, 1997, **61**, 47-64.
- S. Lang, D. Wullbrandt, *Appl. Microbiol. Biotechnol.*, 1999, **51**, 22-32.
- G. Soberón-Chávez, M. Aguirre-Ramírez, R.J. Sánchez, *Ind. Microbiol. Biotechnol.*, 2005, **32**, 675-677.
- a) K. Nott, G. Richard, P. Laurent, C. Jérôme, C. Blecker, J.P. Wathelet, M. Paquot, M. Deleu, *Process Biochem.*, 2013, **48**, 133-143.
- C.N. Mulligan, *Environ. Pollut.*, 2005, **133**, 183-198.
- a) A.L. Varnier, L. Sanchez, P. Vatsa, L. Boudesocque, A. Garcia-Brugger, F. Rabenoelina, A. Sorokin, J.H. Renault, S. Kauffmann, A. Pugin, C. Clément, F.

- Baillieul, S. Dorey, *Plant Cell Environ.*, 2009, **32**, 178-193. b) P. Vatsa, L. Sanchez, C. Clément, F. Baillieul, S. Dorey, *Int. J. Mol. Sci.*, 2010, **11**, 5095-108.
- 9 a) C. Damez, S. Bouquillon, D. Harakat, F. Henin, J. Muzart, I. Pezron, and L. Komunjer, *Carbohydr. Res.*, 2007, **342**, 154-162. b) M. Deleu, C. Damez, S. Gatard, K. Nott, M. Paquot, S. Bouquillon, *New J. Chem.*, 2011, **35**, 2258-2266. c) M. Deleu, S. Gatard, E. Payen, L. Lins, K. Nott, C. Flore, R. Thomas, M. Paquot, S. Bouquillon, *C. R. Chimie*, 2012, **15**, 68-74. d) S. Gatard, M.N. Nasir, M. Deleu, N. Klai, V. Legrand, S. Bouquillon, *Molecules*, 2013, **18**, 6101-6112.
- 10 a) F. Shahidi, P.K.J.P.D. Wanasundara, P.K.J.P.D., *Crit. Rev. Food Sci. Nutr.*, 1992, **32**, 67-103. b) C. Bosetti, L. Spertini, M. Parpinel, P. Gnagnarella, P. Lagioui, E. Negri, S. Franceschi, M. Montella, J. Peterson, J. Dwyer, A. Giacosa, C. La Vecchia, *Cancer Epidemiol. Biomarkers Prev.*, 2005, **14**, 805-808. c) C. Macwan, H.V. Patel, K. Andakalia, *Cell Tissue Res.*, 2010, **10**, 2413-2418.
- 11 a) C. Damez, S. Bouquillon, D. Harakat, F. Hénin, J. Muzart, I. Pezron, L. Komunjer, *Carbohydr. Res.*, 2007, **342**, 154-162. b) E. Fischer, *Ber. Dtsch. Chem. Ges.*, 1893, **6**, 2400-2412. c) E. Fischer, L. Beensch, *Ber. Dtsch. Chem. Ges.*, 1894, **27**, 2478-2486. d) E. Fischer, *Ber. Dtsch. Chem. Ges.*, 1895, **28**, 1145-1167.
- 12 M. E. Jung, P. Koch, *Org. Lett.*, 2011, **13**, 3710-3713.
- 13 a) L. Liu, C. Jin, Y. Zhang, *RSC Adv.*, 2014, **4**, 2879-2891. b) R. Mateos, A. Madrona, G. Pereira-Caro, V. Dominguez, R. M. Cert, J. Parrado, B. Sarria, L. Bravo, J. L. Espartero, *Food Chem.*, 2015, **173**, 313-320. c) H. Yang, Y. Mu, H. Chen, Z. Xiu, T. Yang, *Food Chem.*, 2013, **141**, 3317-3322. d) F. Nicks, A. Richel, G. Richard, P. Laurent, B. Wathelet, J-P. Wathelet, M. Paquot, *Tetrahedron Lett.*, 2012, **53**, 2402-2405. e) B. Zeuner, G. M. Kontogeorgis, A. Riisager, A. S. Meyer, *New biotechnol.*, 2012, **29**, 255-270. f) M. H. Roby, A. Allouche, L. Dahdou, V. C. De Castro, P. H. Alves da Silva, B. N. targino, M. Huguet, C. Paris, F. Chrétien, R-M. Guéant, S. Desobry, T. Oster, C. Humeau, *Food Chem.*, 2015, **171**, 397-404. g) N. Sorour, S. Kabourne, R. Saint-Louis, S. Kermasha, *J. Biotechn.*, 2012, **158**, 128-136.
- 14 a) K. Nott, G. Richard, P. Laurent, C. Jérôme, C. Blecker, J.-P. Wathelet, M. Paquot, M. Deleu, *Process Biochem.*, 2013, **48**, 133-143. b) C. Aouf, E. Durand, J. Lecomte, M.-C. Figueroa-Espinoza, E. Dubreucq, H. Fulcrand, P. Villeneuve, *Green Chem.*, 2014, **16**, 1740-1754. c) N. Ran, L. Zhao, Z. Chen, J. Tao, *Green. Chem.*, 2008, **10**, 361-372. d) P. Adlercreutz, *Chem. Soc. Rev.*, 2013, **42**, 6406-6436. d) M. C. R. Franssen, P. Steunenbergh, E. L. Scott, H. Zuilhof, J. P. M. Sanders, *Chem. Soc. Rev.*,

- 2013, **42**, 6491-6533. e) A. Rajendran, A. Palanisamy, V. Thangavelu, *Braz. Arch. Biol. Technol.*, 2009, **52**, 207-219.
- 15 P.-Y. Stergiou, A. Foukis, M. Filippou, M. Koukouritaki, M. Parapouli, L. G. Theodorou, E. Hatziloukas, A. Afendra, A. Pandey, E. M. Papamichael, *Biotechnol. Adv.*, 2013, **31**, 1846-1859.
- 16 a) Y.-F. Lai, H. Zheng, S.-J. Chai, P.-F. Zhang, X.-Z. Chen, *Green Chem.*, 2010, **12**, 1917-1918. b) B.-M. Lue, S. Karboune, F. K Yeboah, S. Kermasha, *J. Chem. Technol. Biotechnol.*, 2005, **80**, 462-468. c) K. Sabally, S. Karboune, F. K Yeboah, S. Kermasha, *Appl. Biochem. Biotechnol.*, 2005, **127**, 17-27. d) C.V. Suresh Babu, S. Divakar, *J. Am. Oil Chem. Soc.*, 2001, **78**, 49-52. e) B. Guyot, B. Bosquette, M. Pina, J. Graille, *Biotechnol. Lett.*, 1997, **19**, 529-532.
- 17 J.A. Arcos, M. Bernabé, C. Otero, *Enzyme Microb. Technol.*, 1998, **22**, 27-35.
- 18 a) G. Olive, G.A. Pompeu Torezana, C. Blecker, *CR Chimie*, 2012, **15**, 1037-1047. b) N. Khaled, D. Montet, M. Pina, J. Graille, *Biotechnol. Lett.*, 1991, **13**, 167-172. c) P. Villeneuve, G. Hills, P. Bachain, M. Pina, Y. Caro, B. Baréa, B. Guyot, B. Guning, J. Graille, *Eur. J. Lipid. Sci. Technol.*, 2002, **104**, 394-401. d) E. Husson, C. Humeau, C. Harscoat, X. Framboisier, C. Paris, E. Dubreucq, I. Marc, I. Chevalot, *Process Biochem.*, 2011, **46**, 945-952. e) S. H. Krishna, *Biotechnol. Adv.*, 2002, **20**, 239-267. f) F. D. Gunstone, *J. Sci. Food. Agric.*, 1999, **79**, 1535-1549. g) L. Kvittingen, *Tetrahedron.*, 1994, **50**, 8253-8274.
- 19 a) C. Blecker, *Bull. Rech. Agron. Gembloux*, 1993, **28**, 51-85. b) F. J. Plou, M.A. Cruces, M. Ferrer, G. Fuentes, E. Pastor, M. Bernabé, M. Christensen, F. Comelles, J.L. Parra, A. Ballesteros, *J. Biotechnol.*, 2002, **96**, 55-66.
- 20 a) H.E. Blackwell, D.J. O'Leary, A. K. Chatterjee, R.A. Washenfelder, D.A. Bussmann, R.H. Grubbs, *J. Am. Chem. Soc.*, 2000, **122**, 58-71. b) I.C. Stewart, C.J. Douglas, R.H. Grubbs, *Org. Lett.*, 2008, **10**, 441-444. c) A. K. Chatterjee, J.P. Morgan, M. Scholl, R.H. Grubbs, *J. Am. Chem. Soc.*, 2000, **122**, 3783-3784. d) A.K. Chatterjee, D.P. Sanders, R.H. Grubbs, *Org. Lett.*, 2002, **4**, 1939-1942. e) P. Ronchi, C. Scarponi, M. Salvi, S. Fallarini, L. Polito, E. Caneva, L. Bagnoli, L. Lay, *J. Org. Chem.*, 2013, **78**, 5172-5183. f) A.K. Chatterjee, T.L. Choi, D.P. Sanders, R.H. Grubbs, *J. Am. Chem. Soc.*, 2003, **125**, 11360-11370.
- 21 S.J. Connon, S. Blechert, *Angew. Chem. Int. Ed.*, 2003, **42**, 1900-1923.

## Efficient Syntheses of Bolaform Surfactants from L-Rhamnose and/or 3-(4-Hydroxyphenyl)Propionic Acid

Firmin Obounou Akong, Sandrine Bouquillon



Efficient syntheses of symmetric and asymmetric bolaamphiphiles derived from L-rhamnose and/or 3-(4-Hydroxyphenyl)propionic acid.