

Energy & Environmental Science

Accepted Manuscript



This is an *Accepted Manuscript*, which has been through the Royal Society of Chemistry peer review process and has been accepted for publication.

Accepted Manuscripts are published online shortly after acceptance, before technical editing, formatting and proof reading. Using this free service, authors can make their results available to the community, in citable form, before we publish the edited article. We will replace this *Accepted Manuscript* with the edited and formatted *Advance Article* as soon as it is available.

You can find more information about *Accepted Manuscripts* in the [Information for Authors](#).

Please note that technical editing may introduce minor changes to the text and/or graphics, which may alter content. The journal's standard [Terms & Conditions](#) and the [Ethical guidelines](#) still apply. In no event shall the Royal Society of Chemistry be held responsible for any errors or omissions in this *Accepted Manuscript* or any consequences arising from the use of any information it contains.

An Electrochemical Engineering Assessment of the Operational Conditions and Constraints for Solar-Driven Water-Splitting Systems at Near- Neutral pH

Meenesh R. Singh¹, Kimberly Papadantonakis², Chengxiang Xiang^{2,} and Nathan S. Lewis^{2,3,*}*

- 1. Joint Center for Artificial Photosynthesis, Lawrence Berkeley National Laboratory,
Berkeley CA 94720*
- 2. Joint Center for Artificial Photosynthesis, California Institute of Technology, Pasadena
CA 91125*
- 3. Division of Chemistry and Chemical Engineering, 210 Noyes Laboratory, 127-72,
California Institute of Technology, Pasadena, CA 91125*

ABSTRACT

The solution transport losses in a one-dimensional solar-driven water-splitting cell that operates in either concentrated acid, dilute acid, or buffered near-neutral pH electrolytes has been evaluated using a mathematical model that accounts for diffusion, migration and convection transport, as well as for bulk electrochemical reactions in the electrolyte. The ohmic resistive loss, the Nernstian potential drop associated with pH gradients at the surface of the electrode, and electrodiffusion in different electrolytes were assessed quantitatively in a stagnant cell as well as in a bubble-convected cell, in which convective mixing occurred due to product gas evolution. In a stagnant cell that did not have convective mixing, small limiting current densities ($< 3 \text{ mA cm}^{-2}$) and significant polarization losses derived from pH gradients were present in dilute acid as well as in near-neutral pH buffered electrolytes. In contrast, bubble-convected cells exhibited a significant increase in the limiting current density, and a significant reduction of the concentration overpotentials. In a bubble-convected cell, minimal solution transport losses were present in membrane-free cells, in either buffered electrolytes or in unbuffered solutions with $\text{pH} \leq 1$. However, membrane-free cells lack a mechanism for product gas separation, presenting significant practical and engineering impediments to the deployment of such systems. To produce an intrinsically safe cell, an ion exchange membrane was incorporated into the cell. The accompanying solution losses, especially the pH gradients at the electrode surfaces, were modeled and simulated for such a system. Hence this work describes the general conditions under which intrinsically safe, efficient solar-driven water-splitting cells can be operated.

*To whom correspondence should be addressed: cxx@caltech.edu, nslewis@caltech.edu

1. INTRODUCTION

An efficient, stable, and scalable artificial photosynthetic system could provide a sustainable carbon-neutral source of fuels.¹ Solar-driven water-splitting devices, based on a variety of designs that incorporate varying levels of integration, and using a variety of materials, have been demonstrated experimentally,²⁻¹¹ and several generic system designs have been modeled and simulated in detail.¹²⁻²⁰ In typical electrolyzers or fuel cells, strongly acidic or alkaline electrolytes, with high ionic conductivities (such as 1 M H₂SO₄ or 1 M KOH) and unity transference numbers for protons or hydroxide ions, are used to minimize the resistive losses and concentration overpotentials in the system.²¹ Modeling and simulation efforts have similarly shown that strongly acidic or alkaline electrolytes with high ionic conductivities and high proton/hydroxide transference numbers are needed for maximally efficient operation of an intrinsically safe solar-driven water-splitting system.^{16, 17} Optimized system designs that include membranes for the separation of products can produce combined solution and membrane transport losses of < 100 mV at operating current densities, J , of >20 mA cm⁻², i.e. with solar-to-hydrogen efficiencies in excess of 24%.^{16, 17}

Contact with strongly acidic or alkaline electrolytes presents significant challenges to the stability of some prospective catalysts and light absorbers, particularly when rare elements (such as Ir) are not utilized in the system, to minimize the materials cost and improve the potential system scalability.²²⁻²⁴ Many technologically important semiconductors (such as Si, GaAs, CdTe, and InP) are unstable in either strong acid or strong base, and to date only catalysts derived from noble metals exhibit active and stable electrocatalysis of the oxygen-evolution reaction (OER) in strong acid.²⁵ Considerable efforts are being directed toward the discovery and development of new earth-abundant light absorbers and electrocatalysts that will be stable under such conditions, whereas other efforts have been directed toward systems that employ electrolytes with neutral or near-neutral pH values.²⁶⁻²⁹ Solar-driven water-splitting devices consisting of a set of discrete photovoltaic cells connected electrically in series with a separate

two-electrode electrolysis cell operated using electrolytes with near-neutral pH values have demonstrated energy-conversion efficiencies as high as 10%.²⁷ However, such systems lack a mechanism for separation of the products, and thus are not intrinsically safe because co-evolved, stoichiometric mixtures of H₂(g) and O₂(g) are produced. Moreover, the incorporation of membranes, to provide for robust product separation in such near-neutral pH solar-to-hydrogen systems, yields large reductions in the system efficiency and also produces significant pH gradients near the electrode surfaces, subjecting the electrodes to increasingly corrosive local environments and typically changing the chemical form of the electrocatalysts to reflect the change in the local pH near the electrode surface.²⁸

To develop an efficient, intrinsically safe, and scalable solar-driven water-splitting system that operates at near-neutral pH, the rates of gas crossover, concentration overpotential losses, electrolyte resistive losses, and electrodiffusion processes must be minimized simultaneously. The trade-offs between the efficiency of the device and the product gas crossover in a membrane-based and a membrane-free solar-driven water-splitting system have been evaluated experimentally for operation using a buffered electrolyte.²⁸ The membrane-free device exhibited significant product gas crossover, with 10% O₂(g) found in the cathode chamber and up to 40% H₂(g) measured in the anode chamber.²⁸ An accompanying modeling analysis showed that an integrated system operating at a current density of 2.5 mA cm⁻² with an electrolyte buffered at pH = 9.2 would locally produce pH > 13 at the photocathode and locally produce pH ≤ 7 at the photoanode, in addition to producing a severe reduction in the system efficiency.²⁸

Such changes in the near-electrode pH that accompany electrolysis in a full system thus confound a strategy of utilizing electrolytes with neutral or near-neutral bulk pH values to relax the requirements for materials stability. Moreover, almost all near-neutral pH devices constructed to date lack a membrane separator that can facilitate transport of buffer ions between the cathode and anode chamber. The lack of a mechanism to prevent the diffusive and convective product gas crossovers, especially in monolithically integrated solar-hydrogen

devices, where the rate of product gas evolution would be highly non-uniform both spatially and temporally, would present significant safety concerns for deployment of such devices at large scale. Herein we have evaluated quantitatively, using mathematical modeling, the various loss mechanisms and safety considerations involved in a one-dimensional (1-D) solar-driven water-splitting system that operates either in concentrated acid, dilute acid or buffered electrolytes at near-neutral pH, with or without membrane separators. We first describe the 1-D mathematical model for the transport of ionic, neutral, and buffer species in the electrolyte. We then describe the use of the model to explore the effects of the initial electrolyte pH, the convective mixing in the cell, the concentrations and types of buffered species in the electrolyte, and the use of ion-exchange membranes, as well as to understand the operational near-electrode pH values and voltages needed to drive the water-splitting reaction at specific current densities in such systems.

2. MODELING

2.1 Cell design

Figure 1 illustrates the one-dimensional (1-D) simplified, planar model of a photoelectrochemical cell that was used to analyze the transport of species in the electrolyte, as well as to evaluate the effect of electrolyte composition on the distribution of the potential losses in such systems. The cathode and anode were separated by 1 cm. The current density vs voltage characteristics of IrO_x and Pt in acid that were fitted by a Butler-Volmer relation were used for the anode and cathode, respectively. The transport loss in the system is not dependent on the detailed electrocatalytic parameters of the cathode and anode, but is only a function of the operating current density at the electrode surfaces. The physical properties and parameters used in the simulations are tabulated in the Supporting Information (SI).

2.2 Solution transport in the electrolyte and in the membrane separator

Established electrochemical relationships, specifically, the Nernst-Planck equation, were used to describe the flux of species in the electrolyte including diffusion, migration, convection

and bulk reactions of water or buffer dissociation.³⁰ Ionic species (protons, hydroxides, co-cations and co-anions) and neutral species (water, buffer, and dissolved gases) were included in the model.

In one set of simulations, the electrolyte in the photoelectrochemical cell was assumed to be stagnant (i.e., without convective flow). A boundary layer thickness of 2 mm was used in the stagnant cell. For comparison, in the other set of simulations, convective forces were introduced by allowing for the evolution of bubbles from the electrode surfaces. This process resulted in a circulatory flow pattern in the electrolyte that determined the thickness of the boundary layer at the electrode surface.³¹ Effective diffusion coefficients for solution species were employed beyond the hydrodynamic boundary layer in the bulk solution to account for the convective forces in the cell. The detailed calculation of the effective diffusion coefficient based on the solution velocity perpendicular to the electrode surface and the tabulated values can be found in the SI. For the bubble-convected cell, the boundary layer thickness decreased as the operating current density increased. A weak dependence of the measured boundary layer thickness on the operating current density was observed due to the bubble evolution close to the electrode surface. Moreover, the potential loss at lower current densities was not significant. Hence, a boundary layer thickness of 50 μm at electrode surfaces with the corresponding spatially averaged current density of $\sim 10 \text{ mA cm}^{-2}$ was assumed in the calculation.³¹

The bubble-covered electrode surface during HER or OER resulted in decrease of the active catalyst area and increase of the kinetic overpotential. Increasing the bubble coverage area on the electrodes can also increase the mixing in the electrolyte. The percentage coverage of bubbles on electrodes were 5%, 10%, and 20% for the normalized current densities of 1 mA cm^{-2} , 10 mA cm^{-2} , and 100 mA cm^{-2} , respectively.³² A 10% bubble coverage that corresponds to the current density of 10 mA cm^{-2} was used to calculate the average velocity of electrolyte perpendicular to the electrode. Increasing the bubble coverage area to 10% will reduce the exchange current density in the Butler-Volmer expression by 10%, which does not have

significant effect on the kinetic overpotential. Moreover, the additional kinetic overpotential loss due to the increased bubble coverage at the electrode surface does not affect other solution transport losses in the calculation.

In the simulation of membrane-based cells, the anion-exchange membrane (AEM) was modeled as having diffusion coefficients of anions and cations that were 10^{-1} and 10^{-2} lower, respectively, than the corresponding values in the bulk solution. For the cation-exchange membrane (CEM), the diffusion coefficients of anions and cations were modelled as 10^{-2} and 10^{-1} lower, respectively, than their corresponding values in the bulk solution. A fixed background charged was assumed in the ion-exchange membranes.

2.3 Governing relations for polarization losses

The total voltage requirement ($\Delta\phi_{\text{cell}}$) for an electrochemical cell is the sum of the equilibrium potential (E_0), kinetic overpotentials (η), solution potential drop losses ($\Delta\phi_{\text{solution}}$), and the Nernstian potential drop losses associated with pH gradients at the surface of the electrodes ($\Delta\phi_{\text{pH gradients}}$):

$$\Delta\phi_{\text{cell}} = E_0 + \eta_{\text{OER}} - \eta_{\text{HER}} + \Delta\phi_{\text{solution}} + \Delta\phi_{\text{pH gradient}} \quad (1)$$

The solution losses, ($\Delta\phi_{\text{solution}}$), are the sum of the ohmic resistive loss (first term) and the electro dialysis loss (second term). These losses can be expressed as:

$$\Delta\phi_{\text{solution}} = \int \frac{J}{\kappa} dx + \sum_i \int \frac{Fz_i D_i \nabla c_i}{\kappa} dx \quad (2)$$

where ϕ is the electric potential, κ is the conductivity of the electrolyte, J is the current density, x is distance along the axis of the 1-D model, F is Faraday's constant, z is the charge number, D_i is the diffusion coefficient and c_i is the molar concentration of the i^{th} species, R is the gas constant, and T is the absolute temperature. The distribution of the ionic conductivity,

$\kappa(x)$, and of the species concentrations, $c_i(x)$, obtained from COMSOL Multiphysics were used in the above equations to calculate the ohmic and electrodiffusion losses of the system. The pH gradient potential loss was obtained by the Nernstian term:

$$\Delta\phi_{\text{pH gradient}} = 2.303 \frac{RT}{F} (\text{pH}_{\text{cathode}} - \text{pH}_{\text{anode}}) \quad (3)$$

3. RESULTS

3.1 Stagnant or bubble-convected membrane-free cells with dilute acid electrolytes

Figure 2 shows the current-density versus voltage (J - V) behavior, and the accompanying potential losses as a function of current density, for a stagnant membrane-free system (Fig. 2a and b) as well as for a bubble-convected membrane-free system (Fig. 2c and d), when both systems were operated in dilute acid, with or without supporting electrolyte. The current density increased monotonically with increases in the applied voltage until a limiting value, i.e. a plateau, was reached (Fig. 2a, c). Both the limiting current density and the slope of the J - V characteristic decreased as the pH of the electrolyte increased. In the 1-dimensional cell configuration considered herein, the convective flux induced by bubble evolution at the electrode surfaces resulted in effective mixing of the electrolyte between the cathode and anode, and yielded increases in the operational current densities at a given applied potential, relative to the behavior in stagnant electrolytes. When a supporting electrolyte was added to the solution, the limiting current densities decreased in all cases, due to the reduction of the migration force caused by electrolyte screening. For all solutions with $\text{pH} > 1$, the limiting current densities were $< 10 \text{ mA cm}^{-2}$, regardless of whether the system was stagnant or experienced convection by bubbles. Hence, such simple dilute acid electrolytes do not allow for the construction of efficient solar-driven water-splitting systems in this electrode geometry.

Figures 2b show the transport losses in a pH = 2 solution as a function of the operating current density, in a stagnant cell with or without supporting electrolyte, respectively. Without a supporting electrolyte (solid lines), at high current densities the ohmic resistive loss (green solid line) dominated the transport loss. Addition of the supporting electrolyte minimized the solution resistive loss (dotted green line), but increased the concentration overpotential associated with the pH gradients at the electrode surface (dotted red line), due to the reduced proton migration force in the solution. Hence, a lower limiting current density was observed in solutions that contained supporting electrolyte than in those that did not contain added salt. Similar behavior was also observed for the transport losses in bubble-convected systems (Fig. 2d).

3.2 Stagnant or bubble-convected membrane-free cells with electrolytes buffered to near-neutral pH values

Figures 3a and 3c show the J - V behavior in a stagnant and bubble-convected cell, respectively, with the 1.0 M electrolyte buffered at pH = 7. The limiting current densities were 3.2 mA cm^{-2} for the stagnant cell and 38 mA cm^{-2} for the bubble-convected cell, respectively. The cause of the two plateaus observed in the J - V characteristics in a stagnant cell is discussed in the Supporting Information (SI). The SI also includes an analysis of the partial current density and of the concentration distribution of different ionic species. The effects of buffering the electrolyte at a pH not equal to the pK_a of the buffer are also discussed in SI. Due to the low solubility of the product gases, the crossover current density (dotted black curve in Figure 3c) (due to hydrogen oxidation at the anode or due to oxygen reduction at the cathode) was $< 1 \text{ mA cm}^{-2}$ in the bubble-convected cell. Figure 3b and 3d show the transport losses in a stagnant electrolyte and in the bubble-convected cell, respectively, when the electrolyte was buffered at pH = 7. At 10 mA cm^{-2} of operating current density, the total transport loss in a bubble-convected cell was $< 30 \text{ mV}$. The cases wherein the conjugate acid in the buffer pair is a negatively charged species are specifically relevant to electrolytes buffered with phosphate (pK_a

7.21), carbonate (pK_a 10.25), and borate (pK_a 9.23), and the corresponding results for such systems are shown in the SI.

3.3 Membrane-containing cells with electrolytes buffered at near-neutral pH

Figure 4a shows the J - V behavior for an electrolyte buffered at $pH=7$ in a system that also contained a $100\ \mu\text{m}$ thick ion-exchange membrane to separate the product gases. The transport of ionic species between the cathode and anode was limited by the transport across the membrane. Relative to the stagnant membrane-free case, the introduction of the AEM or CEM lowered the current density of both systems. Hence, even in the bubble-convected cell, the limiting current density was $< 3.7\ \text{mA cm}^{-2}$ in a system that used an AEM or CEM. For the CEM, the current densities at low voltages were much less than those for the AEM cells. In contrast, at higher applied potentials, the CEM-containing cell out-performed both of the AEM systems and also exhibited a higher limiting current density than the AEM systems. Other buffered systems, including phosphate, carbonate and borate buffers were also investigated in the membrane-based cells. Small limiting current densities ($< 2\ \text{mA cm}^{-2}$) were observed in all cases, even with bubble-induced convective mixing (See SI). In addition, the J - V behavior of the acidic electrolyte in a membrane-containing cell was compared with the one in the neutral pH system. Figure 4a shows that the neutral pH membrane-containing cell has an additional voltage loss of $350\ \text{mV}$ at the current density of $2.5\ \text{mA cm}^{-2}$ as compared to the $pH=0$ electrolyte membrane-containing cells.

Figure 4b presents the pH at electrode surface as a function of the operating current density, for membrane-free and membrane-containing cells, respectively. Significant pH gradients were observed in the neutral pH membrane-containing cells, even at operating current densities of $< 3\ \text{mA cm}^{-2}$. Negligible pH changes were observed in $pH\ 0$ electrolytes and significant pH changes for $pH\ 1$ electrolyte at current densities $> 8\ \text{mA cm}^{-2}$.

4. DISCUSSION

4.1 Electrolyte constraints for efficient and intrinsically safe systems.

To be deployed commercially, electrolyzers must be intrinsically safe, which means that the operational unit cannot result in the production of flammable mixtures of $\text{H}_2(\text{g})/\text{O}_2(\text{g})$ at any point in space or time. Because the stoichiometry of the evolved gases is 2 H_2 : 1 O_2 , a pressure differential will exist between the anolyte and catholyte in any system that facilitates beneficial collection of the $\text{H}_2(\text{g})$. By Darcy's law, any significant, sustained pressure differential will force fluid from one compartment to the other, eventually leading to catastrophic failure of the system. Hence membranes or separators are integral components of commercial electrolyzer systems. Modern membrane electrode assemblies (MEA) for use in compact electrolyzers are only efficient and viable in acidic or alkaline media, because protons or hydroxide ions must traverse the membrane to provide charge balance, while neutralizing the pH gradient that would otherwise develop as a result of local acidification of the electrolyte near the anode (while it is producing O_2 and thus liberating protons), and local increases in the pH of the electrolyte near the cathode (while it is consuming protons in conjunction with evolution of H_2 from water). At near-neutral pH, in the presence of buffers or salts that are needed to provide acceptable conductivity and thus tolerable ohmic resistance losses, the transference number of the salt far exceeds that of the protons or hydroxide ions, whose concentrations are obviously minimal at near-neutral pH. Hence instead of neutralizing the pH gradient, two concentration gradients are produced, one due to protons and the other due to buffer counter ions that have been driven by migration, in a process called electro dialysis, across the membrane. Note that although either passive or forced convective mixing can establish a steady-state concentration profile in such a system, convection cannot eliminate the local concentration gradient nor the ohmic resistance losses, and will serve to increase the gas crossover and vulnerability to pressure differentials that the membrane was designed to prevent.

The same principles can be reasonably applied as mandatory design criteria for a deployable solar-driven water-splitting system, whether the system is fully integrated or is

instead comprised of a discrete electrolyzer connected to a discrete photovoltaic cell or module. Moreover, for efficient cell operation, the operating electrolysis current densities need to exceed 10 mA cm^{-2} while solution transport losses are minimized. As shown in Figure 2, concentrated acids allow for such conditions to be met either in stagnant or in bubble-convected cells, but in the absence of a membrane such systems do not allow for robust product separation and thus are not intrinsically safe. Stagnant systems in the dilute electrolytes or in the buffered electrolyte systems that did not contain a membrane are inefficient and only yield small limiting current densities. In contrast, bubble-induced convection in the dilute electrolytes or in the buffered electrolyte systems significantly reduces the concentration overpotential loss associated with pH gradients at the electrode surfaces. Hence such systems produce minimal solution transport losses in either buffered electrolytes or in unbuffered solutions with $\text{pH} \leq 1$. However, such systems are not intrinsically safe because the bubble-induced convection produces stoichiometric mixtures of H_2 and O_2 in the presence of active catalysts for the recombination of these gases.

When a membrane is introduced in such systems, both to separate the product gases and to hold back pressure differentials between the anolyte and catholyte to thereby allow for beneficial collection of the H_2 into a pipeline, significant potential losses are produced from the resulting pH gradients at the electrode surfaces, in both buffered and unbuffered electrolytes. Even at very low operating current densities ($\sim 1 \text{ mA cm}^{-2}$), more than 6 units of pH difference are produced in cells that contain a CEM (Fig. 4b). Consistently, the resulting concentration overpotentials have been observed experimentally to lead to an operational shut-down at steady-state of such membrane-containing solar-driven water-splitting cells that are operated in electrolytes buffered in the bulk to near-neutral pH values.²⁸

4.2 Extension to 2-D Systems

In a two-dimensional (2-D), back-to-back cell configuration based on a planar, impermeable tandem- or triple-junction semiconductor device,^{3, 17, 33} the ionic transport between the cathode surface and the anode surfaces must occur around the edges of the light-absorbing

material. The electrochemical engineering design principles of this type of system have been assessed in detail previously.³⁴ If the lateral electrode dimensions in the 2-D cell are sufficiently large, convection due to bubbles will produce improved mixing in the electrolyte along lamella parallel to the electrode surface, but will not eliminate pH gradients or other concentration gradients that are produced in the direction perpendicular to the electrode surfaces. Convection will also not significantly affect the ohmic resistance drops in the cell. Convection through gaps either in the material or around the edges of a finite-sized material will decrease the concentration gradients in the electrolyte perpendicular to the electrode surfaces and will thus reduce the associated potential losses, while however increasing the crossover of products and thus sacrificing intrinsic safety in the system.

If instead a membrane is inserted into the restricted ionic pathways in the 2-dimensional, back-to-back cell configuration, a large concentration overpotential will develop, and the cell will cease operation, regardless of whether the electrolyte is stagnant or is experiencing convection due to bubble formation.²⁸ As shown in Figure 4, convection on either side of the membrane does not significantly affect transport through the membrane, which occurs predominantly by diffusion. Hence if a membrane is introduced, to maintain intrinsic safety of the system, the operational performance of such near-neutral buffered pH electrolysis cells will be deleteriously affected and only low solar-to-hydrogen conversion efficiencies will be observed at steady-state.

5. CONCLUSIONS

In concentrated acid (pH = 0), minimal solution transport loss (< 2 mV) at an operational current density of 10 mA cm⁻² was obtained with, or without, convective mixing in the cell. Low limiting current densities (< 3 mA cm⁻²) in the dilute acid as well as in electrolytes buffered at

near-neutral pHs were observed in the stagnant cell without any convective mixing. Bubble-induced convective mixing in the cell significantly reduced the concentration overpotential losses associated with the development of pH gradients at the electrode surfaces. As a result, minimal solution transport losses (< 25 mV at 10 mA cm^{-2}) was present in either buffered electrolytes or in unbuffered solutions with $\text{pH} \leq 1$ in bubble-convected, membrane-free cells. Although the membrane-free cell facilitated the transport of buffer solution through convective mixing, the lack of a mechanism for safe and robust collection of product gases could cause potential catastrophic failure of the system and results in a lack of intrinsic safety for such types of electrolysis units. When a membrane separator was used to prevent product gas crossover, significant Nernstian potential loss associated with large pH gradients (more than 6 pH units) at the surface of the electrodes were observed in the simulation, even at low operating current densities ($\sim 1 \text{ mA cm}^{-2}$). Hence, regardless of the behavior of the electrocatalysts themselves, electrolysis or photoelectrolysis in solutions buffered in the bulk to near-neutral pH is inefficient and/or not intrinsically safe.

6. ACKNOWLEDGEMENTS

This material is based on the work performed by the Joint Center for Artificial Photosynthesis, a DOE Energy Innovation Hub, supported through the Office of Science of the U.S. Department of Energy under Award number DE-SC0004993.

REFERENCES

1. N. S. Lewis and D. G. Nocera, *Proceedings of the National Academy of Sciences*, 2006, **103**, 15729-15735.
2. O. Khaselev and J. A. Turner, *Science*, 1998, **280**, 425-427.
3. S. Y. Reece, J. A. Hamel, K. Sung, T. D. Jarvi, A. J. Esswein, J. J. H. Pijpers and D. G. Nocera, *Science*, 2011, **334**, 645-648.
4. G. Peharz, F. Dimroth and U. Wittstadt, *Int J Hydrogen Energ*, 2007, **32**, 3248-3252.

5. J. W. Ager III, M. Shaner, K. Walczak, I. D. Sharp and S. Ardo, *Energy & Environmental Science*, 2015.
6. C. R. Cox, J. Z. Lee, D. G. Nocera and T. Buonassisi, *Proceedings of the National Academy of Sciences of the United States of America*, 2014, **In press**.
7. K. Fujii, S. Nakamura, M. Sugiyama, K. Watanabe, B. Bagheri and Y. Nakano, *Int J Hydrogen Energ*, 2013, **38**, 14424-14432.
8. T. J. Jacobsson, V. Fjallstrom, M. Sahlberg, M. Edoff and T. Edvinsson, *Energ Environ Sci*, 2013, **6**, 3676-3683.
9. O. Khaselev, A. Bansal and J. A. Turner, *Int J Hydrogen Energ*, 2001, **26**, 127-132.
10. S. Licht, B. Wang, S. Mukerji, T. Soga, M. Umeno and H. Tributsch, *J Phys Chem B*, 2000, **104**, 8920-8924.
11. J. S. Luo, J. H. Im, M. T. Mayer, M. Schreier, M. K. Nazeeruddin, N. G. Park, S. D. Tilley, F. H. J. and M. Gratzel, *Science*, 2014, **In press**.
12. J. R. Bolton, S. J. Strickler and J. S. Connolly, *Nature*, 1985, **316**, 495-500.
13. H. Doscher, J. Geisz, T. Deutsch and J. A. Turner, *Energy & Environmental Science, In Press*, 2014.
14. L. C. Seitz, Z. B. Chen, A. J. Forman, B. A. Pinaud, J. D. Benck and T. F. Jaramillo, *Chemsuschem*, 2014, **7**, 1372-1385.
15. Y. K. Chen, C. X. Xiang, S. Hu and N. S. Lewis, *Journal of the Electrochemical Society, In Press*, 2014.
16. S. Haussener, S. Hu, C. Xiang, A. Z. Weber and N. Lewis, *Energ Environ Sci*, 2013.
17. S. Haussener, C. X. Xiang, J. M. Spurgeon, S. Ardo, N. S. Lewis and A. Z. Weber, *Energ Environ Sci*, 2012, **5**, 9922-9935.
18. S. Hu, C. X. Xiang, S. Haussener, A. D. Berger and N. S. Lewis, *Energ Environ Sci*, 2013, **6**, 2984-2993.
19. C. Xiang, Y. Chen and N. S. Lewis, *Energ Environ Sci*, 2013, **6**, 3713-3721.
20. M. R. Singh, J. C. Stevens and A. Z. Weber, *Journal of The Electrochemical Society*, 2014, **161**, E3283-E3296.
21. S. Srinivasan, *Fuel cells: from fundamentals to applications*, Springer Science & Business media, 2006.
22. C. C. L. McCrory, S. H. Jung, J. C. Peters and T. F. Jaramillo, *J Am Chem Soc*, 2013, **135**, 16977-16987.
23. S. K. Zecevic, J. S. Wainright, M. H. Litt, S. L. Gojkovic and R. F. Savinell, *Journal of the Electrochemical Society*, 1998, **145**, 3308-3311.
24. K. Kadakia, M. K. Datta, O. I. Velikokhatnyi, P. H. Jampani and P. N. Kumta, *Int J Hydrogen Energ*, 2014, **39**, 664-674.
25. J. R. McKone, N. S. Lewis and H. B. Gray, *Chemistry of Materials*, 2014, **26**, 407-414.
26. M. A. Modestino, K. A. Walczak, A. Berger, C. M. Evans, S. Haussener, C. Koval, J. S. Newman, J. W. Ager and R. A. Segalman, *Energy Environ. Sci.*, 2013, **7**, 297-301.
27. C. R. Cox, J. Z. Lee, D. G. Nocera and T. Buonassisi, *Proceedings of the National Academy of Sciences*, 2014, 201414290.
28. J. Jin, K. Walczak, M. R. Singh, C. Karp, N. Lewis and C. Xiang, *Energy & Environmental Science*, 2014.
29. S. M. H. Hashemi, M. A. Modestino and D. Psaltis, *Energy & Environmental Science*, 2015.

30. A. J. Bard and L. R. Faulkner, *Electrochemical Methods, Fundamentals and Applications*, Wiley, 2000.
31. C. A. Sequeira, D. M. Santos, B. Šljukić and L. Amaral, *Brazilian Journal of Physics*, 2013, **43**, 199-208.
32. H. Vogt and R. Balzer, *Electrochimica Acta*, 2005, **50**, 2073-2079.
33. J. Jin, K. Walczak, M. R. Singh, C. Karp, N. S. Lewis and C. X. Xiang, *Energ Environ Sci*, 2014, **DOI: 10.1039/C4EE01824A**.
34. S. Haussener, C. Xiang, J. M. Spurgeon, S. Ardo, N. S. Lewis and A. Z. Weber, *Energy & Environmental Science*, 2012, **5**, 9922-9935.

List of Figures

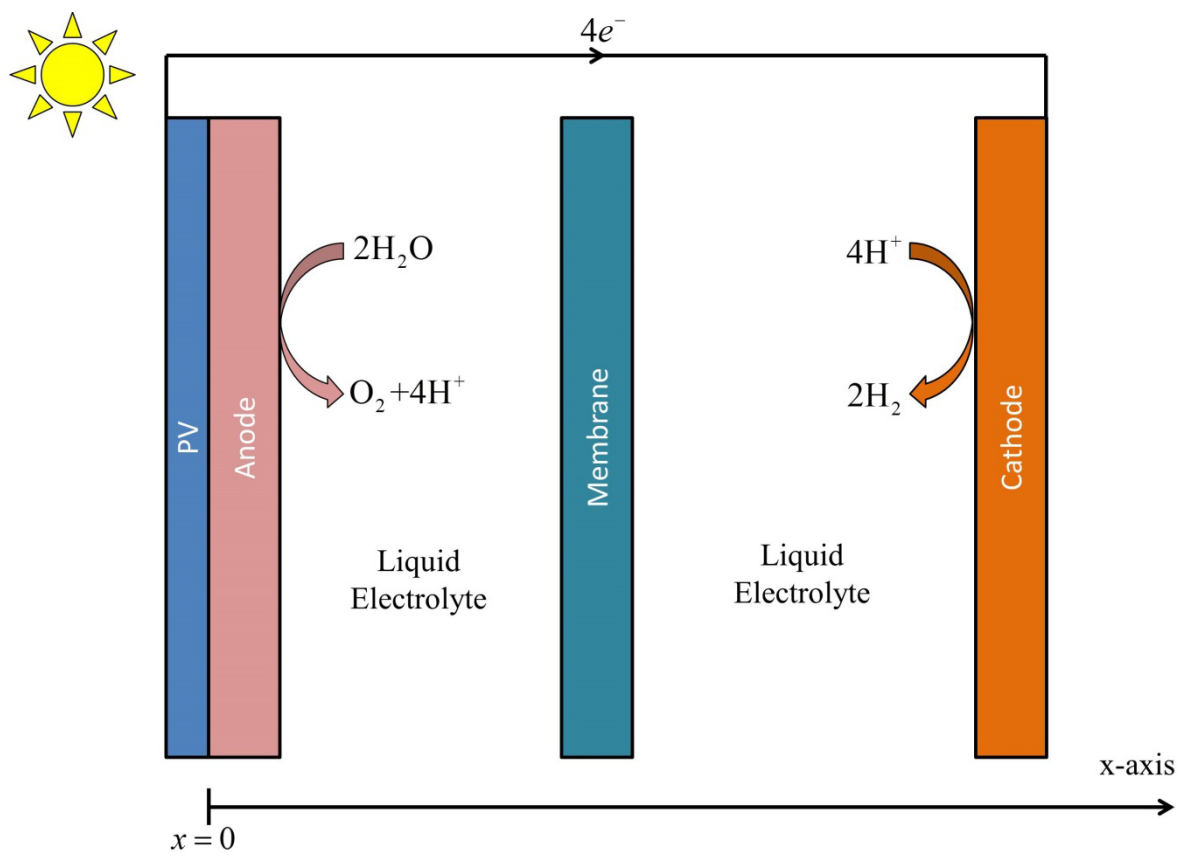


Figure 1. Schematic of the one-dimensional (1-D) photoelectrochemical cell.

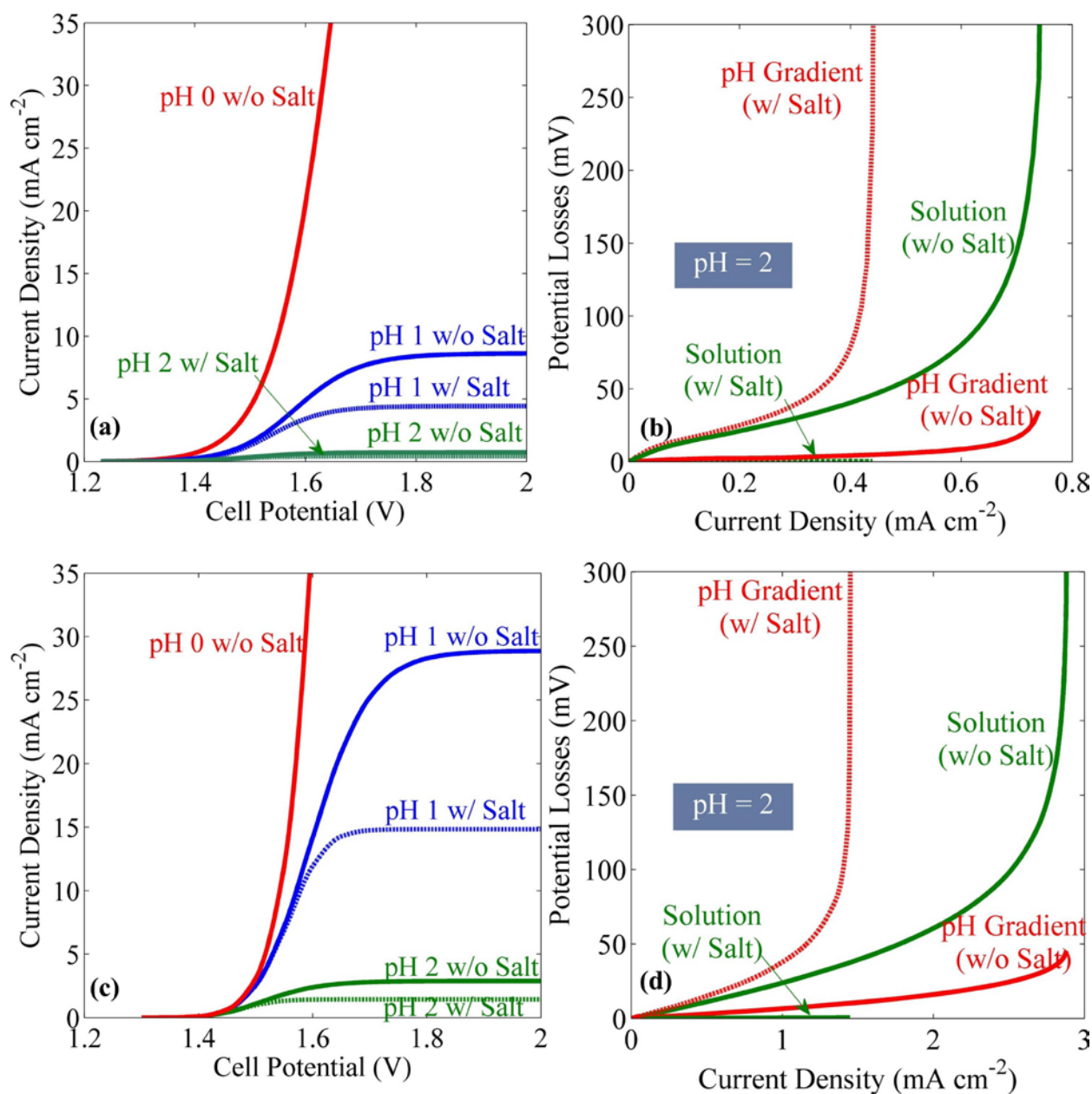


Figure 2. Current-density versus voltage (J - V) behavior and polarization losses for membrane-free stagnant or bubble convected cells containing a dilute sulfuric acid electrolyte with or without an added supporting electrolyte (salt). (a) J - V behavior of stagnant cells with and without supporting electrolyte. (b) Analysis of the sources of potential losses as a function of operating current density for stagnant cells using a 0.01 M sulfuric acid (pH = 2) electrolyte. (c) J - V behavior of bubble convected cells with and without supporting electrolyte. (d) Analysis of the sources of polarization losses as a function of operating current density for a bubble convected cell using pH = 2 electrolyte. The added salt eliminated losses due to ohmic resistance but the overall polarization losses increased. Note that different scales have been used for the current density in panels (b) and (d).

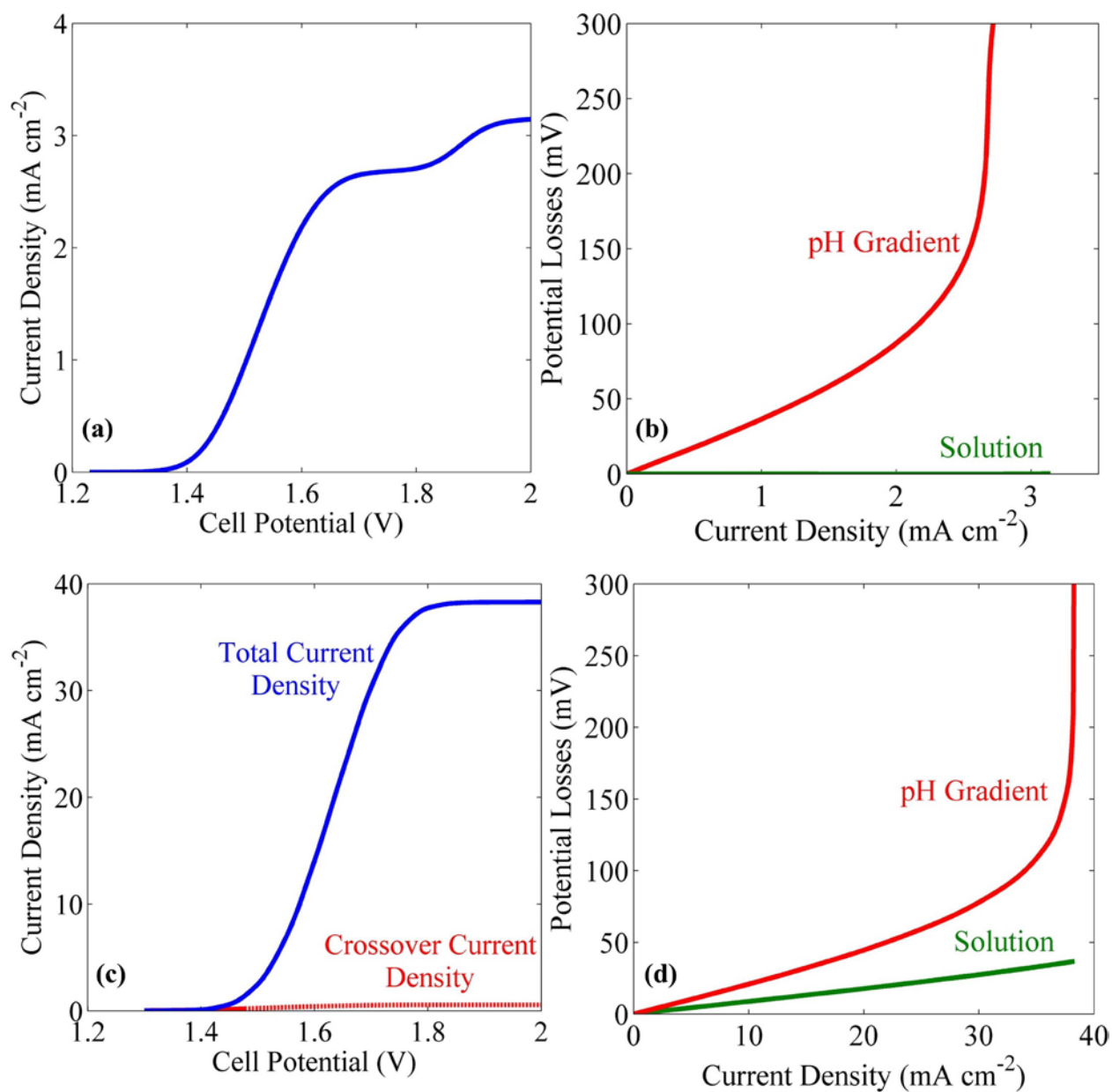


Figure 3. Current density versus voltage (J - V) behavior and polarization losses for stagnant or bubble-convected cells containing a $1 \text{ M} \approx$ electrolyte buffered at $\text{pH} = 7$. (a) J - V behavior of stagnant cells with and without ion exchange membranes, respectively. (b) Analysis of the sources of potential losses as a function of the operating current density for a membrane-free stagnant cell. (c) J - V behavior of membrane-free bubble convected cells. (d) Analysis of the sources of polarization losses as a function of the operating current density for a membrane-free bubble-convected cell. The added buffer minimized the losses due to ohmic resistance and pH gradients. Note that different scales have been used for the current density in panels (a, b) and (c, d).

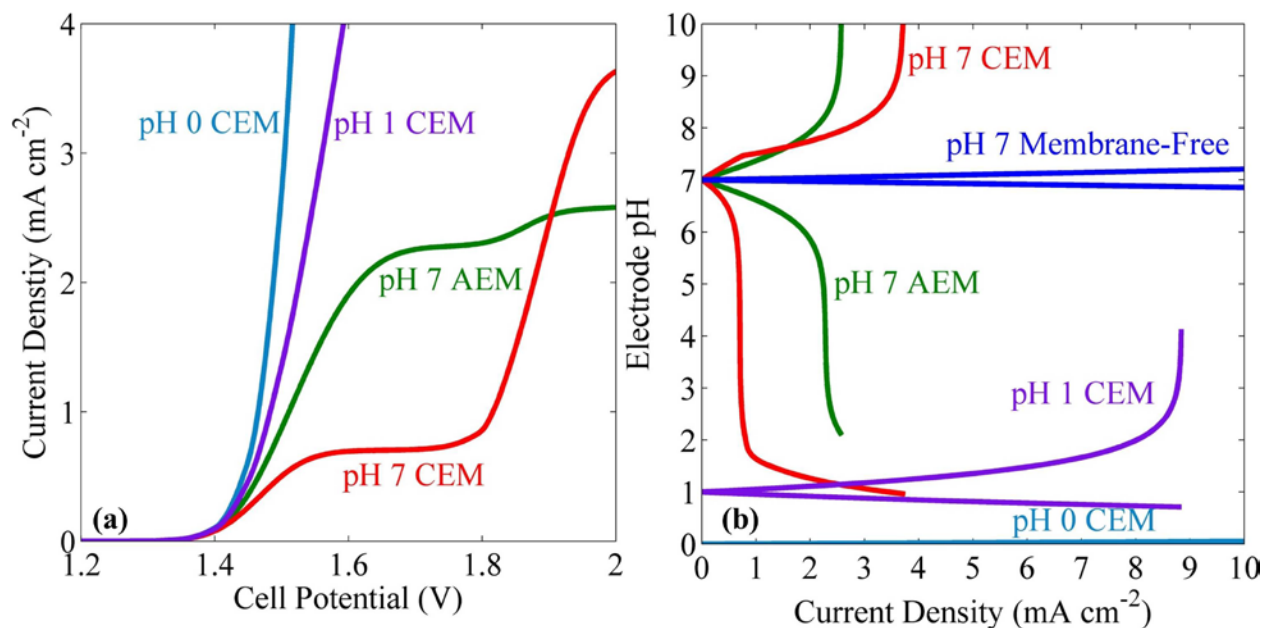


Figure 4. a) Comparison of J - V behavior of membrane-containing cells of pH 7 with pH 0 and pH 1 electrolytes. b) Comparison of the near-electrode pH values as a function of current density for cells with stagnant and bubble convected electrolytes buffered at pH 7 and utilizing a cation-exchange membrane (CEM), anion-exchange membrane (AEM) or no membrane (membrane-free) for the separation of products. The near-electrode pH values for the dilute sulfuric acid of pH 1 and pH 0 are also displayed for the purpose of comparison with pH 7 electrolyte.

Broader Context

Contact with strongly acidic or alkaline electrolytes presents significant challenges to the stability of some prospective catalysts and light absorbers, particularly when rare elements are not utilized in the system. Considerable efforts are being directed toward systems that employ electrolytes with neutral or near-neutral pH values to circumvent the materials stability challenge. To develop an efficient, intrinsically safe, and scalable solar-driven water-splitting system that operates at near-neutral pH, the rates of gas crossover, concentration overpotential losses, electrolyte resistive losses, and electrodiffusion processes must be minimized simultaneously. While some studies have shown un-assisted solar-driven water-splitting in a membrane-free cell, an efficient and intrinsically safe cell that provide robust gas collection and separation has yet to be demonstrated at near-neutral pH conditions. Herein we have evaluated quantitatively, using mathematical modeling, the various loss mechanisms and safety considerations involved in a one-dimensional (1-D) solar-driven water-splitting system that operates either in concentrated acid, dilute acid or buffered electrolytes at near-neutral pH, with or without membrane separators.