

Dalton Transactions

Accepted Manuscript



This is an *Accepted Manuscript*, which has been through the Royal Society of Chemistry peer review process and has been accepted for publication.

Accepted Manuscripts are published online shortly after acceptance, before technical editing, formatting and proof reading. Using this free service, authors can make their results available to the community, in citable form, before we publish the edited article. We will replace this *Accepted Manuscript* with the edited and formatted *Advance Article* as soon as it is available.

You can find more information about *Accepted Manuscripts* in the [Information for Authors](#).

Please note that technical editing may introduce minor changes to the text and/or graphics, which may alter content. The journal's standard [Terms & Conditions](#) and the [Ethical guidelines](#) still apply. In no event shall the Royal Society of Chemistry be held responsible for any errors or omissions in this *Accepted Manuscript* or any consequences arising from the use of any information it contains.



Journal Name

COMMUNICATION

Bimetallic Nickel Complexes for Selective CO₂ Carbon Capture and Sequestration

Received 00th January 20xx,
Accepted 00th January 20xx

F. Möller,^a K. Merz,^a C. Herrmann,^b and U.-P. Apfel^{a*}

DOI: 10.1039/x0xx00000x

www.rsc.org/

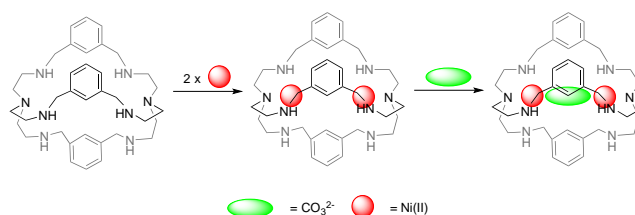
Herein we report a dinickel azacryptand complex that enables fast, selective, and tight CO₂ binding from air. Exploiting the affinity of the cavitant towards azides, CO₂ release was observed. Despite the stability of the azido complex, UV irradiation under atmospheric conditions proved to be a suitable pathway for N₃⁻ replacement by CO₂.

The continuous emission of carbon dioxide from combustion processes is a major reason for the increase of the global greenhouse effect. Thus CO₂ capture and sequestration technologies (CCS) are required to lower its concentration in our atmosphere and allow for storage and transportation.¹ In addition, reversible systems are needed that allow for its successive release and application as a C1 building block in industrial processes. In industry, aqueous ethanolic amine solutions are commonly applied for CCS but show high energy consumption and severe corrosion problems.² Furthermore, amino acids,³ metal oxides,⁴ and organic polymers⁵ were evaluated for this purpose. Additionally, metal-organic frameworks show good CO₂ uptake capabilities,^{6,7} and are also reported to allow for CO₂ reduction.^{8–10} However, although promising, they do not allow for a selective, non-competitive guest absorption / uptake of CO₂ versus e.g. H₂, N₂, or CH₄ and increasing the CO₂ affinity results in difficult desorption.¹¹ Furthermore, water, a significant component of flue gases, was found to predominantly decrease CO₂ capacities.¹²

In contrast, dinuclear metalloenzymes are known to selectively bind CO₂ and catalyze hydrolysis as well as redox reactions at ambient conditions. Among those, the nickel containing ureases¹³ as well as the iron and nickel containing CO dehydrogenases (CODH_{Ni})¹⁴ can bind CO₂ during the conversion of urea to CO₂/NH₃ or the reduction of CO₂ to CO, respectively. Commonly, such CO₂ fixation is

facilitated by a Ni-OH moiety. Whereas complexes comprising a Ni-OH center are widely known to facilitate CO₂ fixation and Holm et al. showed their outstanding potential for fast CO₂ fixation,^{15–17} only few systems exist that selectively bind CO₂ between two nickel centers.^{18–22} General problems associated with such systems are either loose binding of the generated carbonate to nickel or formation of oligomers with bridging carbonates rendering the systems not applicable for reversible CCS and transportation. Contrary to those complexes, cryptands comprise well-defined metal binding cavities with tuneable metal-metal distances that allow for a strong binding of specific anions. Nelson and coworkers showed the uptake of carbonates into the cavity of dinickel azacryptands affording a stable dinickel complex with an anti-anti η₁,η₁-bound carbonate (Scheme 1).²³ Furthermore, Sullivan and coworkers showed that in presence of H₂, CO₂ can be reduced to afford CO and CH₄.²⁴ However, neither CO₂ uptake kinetics nor selectivity studies were reported in order to apply azacryptands for CCS. Additionally, Lu as well as Malthouse and coworkers showed evidence for a direct atmospheric CO₂ uptake by dinuclear copper²⁵ and zinc cryptands.²⁶ The uptake capability of these bimetallic cryptands and of dinuclear metalloenzymes as well as the high stability of the obtained carbonate complexes within those frameworks pointed our interest towards the application of dinickel azacryptands as highly selective CO₂ binding and transportation platform under ambient conditions.

Reaction of the azacryptands **1** or **2** with Ni(ClO₄)₂ comprising the non-coordinative perchlorate anion afforded complexes **3** and **4** under inert atmosphere as crystalline material in 56 % and 52 % yield, respectively (Scheme 2). The composition of both complexes



Scheme 1. Carbonate uptake by heterobimetallic complexes. was unequivocally confirmed by structure analysis (Figure 1, Figure S1). Both complexes **3** and **4** are isostructural and reveal, although possessing two identical metal coordination sites, two nickel

^a F. Möller, Dr. K. Merz, Dr. U.-P. Apfel; *Inorganic Chemistry I / Bioinorganic Chemistry, Ruhr University Bochum, Universitätsstraße 150, 44801 Bochum (Germany), E-Mail: ulf.apfel@rub.de.*

^b Prof. C. Herrmann; *Physical Chemistry I, Ruhr University Bochum, Universitätsstraße 150, 44801 Bochum*

† Footnotes relating to the title and/or authors should appear here. Electronic Supplementary Information (ESI) available: Synthesis and characterization of new compounds, X-Ray crystallographic analysis, UV-Vis spectra, SQUID and kinetic data, detailed experimental conditions. See DOI: 10.1039/x0xx00000x

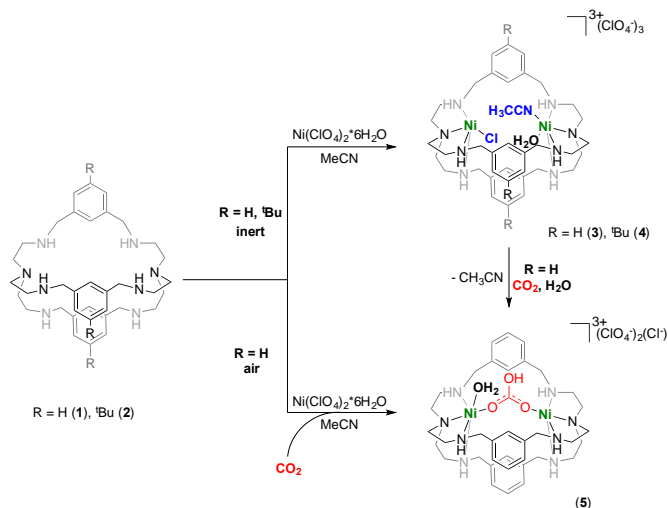
COMMUNICATION

Journal Name

centers with different coordination modes. One nickel atom is coordinated by four amines and an additional chloride ligand. The chlorido ligand herein most likely originates from the reduction of a perchlorate catalyzed by a Ni-O species,²⁷ and multiple synthetic attempts with independently generated starting materials gave similar results. In contrast, the second nickel center is coordinated by four amines as well as an additional acetonitrile and a water molecule. The Ni-O distances of 2.044 Å (in **3**) and 2.035 Å (in **4**) are in good agreement with literature data for nickel-bound water and are significantly longer than Ni-O distances observed for Ni-OH moieties.²⁸ Charge balance is provided by three perchlorate anions. To exclude nickel oxidation due to reductive perchlorate decomposition within the complexes we performed SQUID measurements on **4**, which indicate two nickel centers with $S = 1$, consistent with two isolated Ni(II) centers (Figure S2).

Notably, whereas solutions of **4** were stable under atmospheric conditions, solutions of **3**, kept in acetonitrile in air rapidly changed color (Figure 2). The resulting species was thus isolated and revealed a significantly altered IR spectrum (Figure S3). Crystals obtained by concentrating an acetonitrile solution of **3** under air revealed the molecular structure of the resulting compound **5** as depicted in Figure 1. It is noteworthy, the cavity of the azacryptand is occupied by a bicarbonate bridging the two nickel-centers with a Ni-O_{CO3} distance of 1.991 Å and 2.019 Å respectively. The Ni-Cl distance is significantly increased from 2.326 in **3** to 2.783 Å in **5** and the chloride is held in place by a hydrogen bond to the coordinated bicarbonate. As highlighted in Figure 1, an internal hydrogen bond to an attached water molecule further stabilizes the bicarbonate ion between the two nickel(II) centers. Although a magnetic communication between both nickel centers can be expected, SQUID measurements unequivocally revealed two isolated nickel(II) centers in complex **5** with $S = 1$.

In order to prove that the formation of **5** is the result of a selective uptake of CO₂ from air, we performed binding experiments under ¹²CO₂ and ¹³CO₂ atmosphere. Treatment with either gas resulted in the formation of a bicarbonate-binding complex **5**. A comparison of



Scheme 2. Synthesis and reactivity of dinickel azacryptands **3** and **4**.

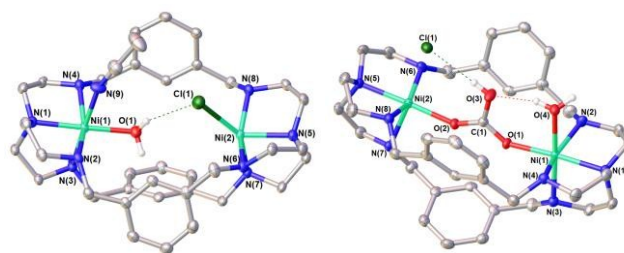


Figure 1. Molecular structures of the apo-cryptand **3** (left) and its bicarbonate-binding equivalent **5** (right) (Counter ions and hydrogen atoms were omitted for clarity).

both IR spectra did not allow for a clear assignment of the carbonate vibrations since the bicarbonate bands coincide with the azacryptand ligand vibrations. Mass spectrometry, however, confirmed the successful uptake of the respective isotopically-enriched substrates (Figure S4). Notably, no reaction of complex **3** with SO₂, NO, N₂O, NO₂, nor CO was observed by UV-vis spectroscopy.

The kinetics of the CO₂ fixation process was furthermore followed by stopped-flow spectrophotometry at various temperatures and applying different concentrated CO₂ solutions in acetonitrile obtained from saturated stock solutions (Figure S5).²⁹ The reaction was monitored by the occurring absorbance changes at 470 nm. The reaction of **3** and CO₂ is of first-order in CO₂ concentration, yielding k_{obs} , and the apparent association rate constant k_2 , $_{298K} = 0.067 \pm 0.005 \text{ M}^{-1} \text{ s}^{-1}$ is obtained from the slope of the plot of k_{obs} vs. CO₂ concentration (Figure S5c). Only a small increase of k_2 with increasing temperature is observed and an apparent enthalpy of the activation of $\Delta H^\ddagger = 7.55 \pm 1.07 \text{ kJ mol}^{-1}$ is obtained from the Eyring plot (Figure S6). This small value reflects that the association of CO₂ proceeds in more than one step. Therefore pre-equilibrium and activation enthalpies compose the apparent ΔH^\ddagger value.

Contrary to **3**, an uptake of CO₂ into complex **4** was not possible. This fact demonstrates the different uptake capacities of both species. As no significant structural differences are observed at the metal centers in **3** vs. **4**, we believe that the hydrophilic bicarbonate is repelled by the interaction with the hydrophobic *tert*-butyl group. Thus the CO₂ uptake can easily be adjusted by different bridging elements.

Attempts to release the bicarbonate by purging solutions of **5** with nitrogen gas or heating up the same solutions did not result in the re-generation of **3** (Figure S7). Azacryptands are well known to support the binding of different anions with varying binding strength.^{30,31} To reverse the strong CO₂ binding of **5**, we therefore added different anions to complex **5** to test whether we would be able to release the tightly-bound bicarbonate. Whilst addition of Cl⁻ or Br⁻, as well as SO₂, NO, N₂O, NO₂, CO, or CS₂ did not reveal any dissociation of the bicarbonate, attempts of reactivation through treatment with NaOH, HOAc, or HBF₄ resulted in precipitation of Ni(OH)₂, formation of [Ni(OAc)₂(H₂O)₄] (Figure S8),³² or other, unidentifiable, decomposition products. However, when N₃⁻ or SCN⁻ was allowed to react with **5**, the formation of a single well-defined product was observed via UV-vis spectroscopy (Figure 2, Figure S9). The identity of the N₃⁻ reaction product was elucidated as compound **6** by single-crystal X-ray diffractometry and confirmed the exchange of the bicarbonate by an azide ligand (Scheme 3,

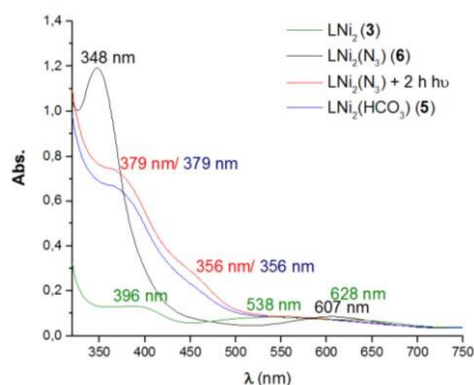
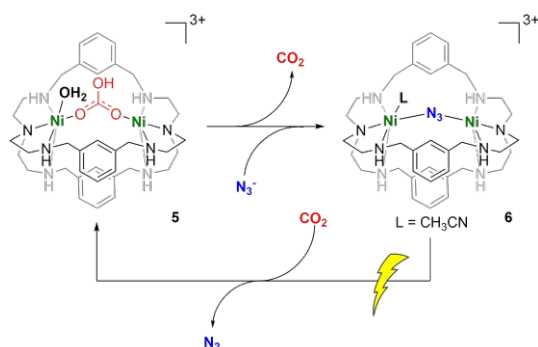


Figure 2. Absorption spectra measured in acetonitrile at RT: green trace – complex **3** (LNi_2); blue trace – after bubbling CO_2 through the solution of **3** for 1 min ($\text{LNi}_2(\text{HCO}_3)$); black trace – after reaction of **5** with sodium azide for 6 h ($\text{LNi}_2(\text{N}_3)$); red trace – after UV-irradiation of **6** ($\text{LNi}_2(\text{N}_3)$) + 2 h $h\nu$).

Figure S10). Furthermore, ESI-MS experiments as well as infrared spectra of this solution are in good agreement with a solution of **6**, independently generated by reaction of **1** with NaN_3 and $\text{Ni}(\text{ClO}_4)_2$. The release of CO_2 from complex **6** is slow ($k_{\text{obs}, 303.15\text{K}} = 0.00223 \text{ min}^{-1}$) (Figure S11) and reveals the high stability of compound **5**. Likewise, reaction of **5** and SCN^- lead to exchange of HCO_3^- by SCN^- visible in ESI-MS. Notably, although **4** is not capable to incorporate the bicarbonate anion, $[\text{Ni}_2(\mathbf{2})(\text{N}_3)](\text{ClO}_4)_3$ **7** can be easily obtained reaction of **4** with NaN_3 (Figure S10) and shows that the cavity is not intrinsically blocked by the *tert*-butyl groups.

We wondered about the general nature of the released “ CO_2 -species”. We therefore treated $^{13}\text{C}\text{O}_2$ -**5** with the different substrates and investigated changes by ^{13}C NMR spectroscopy, measured in an inert tube in deuterated acetonitrile, and using gas chromatography. This treatment unequivocally showed the release of CO_2 as the only C1-species in all cases (Figure S12).

Similar reactivity was observed upon treatment of complex **5** with NaHCO_3 and provides evidence for a reversible CO_2 binding within the cryptand. Unfortunately, complex **6** did not allow for further ligand substitution reactions. It is, however, well known that Ni- N_3 complexes decompose under UV irradiation.³³ We therefore irradiated an acetonitrile solution of **6** with a 150 W Xe-lamp under air. This treatment revealed a change of the initial UV-vis bands and complete conversion was achieved within 2 hours (Figure 2). Inspection of the UV-vis spectrum of the obtained compound showed close resemblance to the spectrum of complex **5** (Figure 2).



Scheme 3. CO_2 binding and release utilizing dinickel azacryptands **5** and **6**.

Furthermore, the obtained IR and MS spectra are in good agreement with the formation of compound **5** through UV-irradiation of **6** (Figure S13). Although we are at this point not able to provide an exact mechanism for the uptake of CO_2 , its expelling by N_3^- and the subsequent cleavage of the resulting free azide, an overall pathway is presented in Scheme 3.

In conclusion, we have shown for the first time that nickel-azacryptands are superior compounds for highly selective CO_2 capture under ambient conditions. Due to their defined CO_2 -hosting cavity, typical problems associated with gas selectivity and low binding strength in the presence of moisture can be avoided as compound **5** is thermodynamically stable in the presence of excess SO_2 , NO , N_2O , NO_2 , CO , or CS_2 . As shown with complex **4**, the CO_2 binding affinity can be easily adjusted by manipulation of the bridging elements connecting both coordination cavities. Complex **5** showed high stability even at higher temperatures. We were able to show a selective release of CO_2 upon treatment with pseudo-halogenides. Especially interesting is the reaction of **5** with NaN_3 to give **6**. This reaction proved to be very useful since irradiation with a standard UV Xe-lamp emptied the cryptands' cavity and again allowed for subsequent binding of CO_2 .

The well-defined cavity of azacryptands provides a highly sophisticated system for carbon capture and sequestration in a reversible manner. In addition, it shows that azacryptands can serve as molecular reactors allowing specific reactions to proceed in an elaborate, protected environment. Further investigations concerning the mechanism of N_3^- uptake, photocleavage, as well as manipulation of the substitution kinetics and reduction experiments are currently under way.

Acknowledgements

This work was supported by the Fonds der Chemischen Industrie (Liebig grant) and through the Deutsche Forschungsgemeinschaft (Emmy Noether grant to UPA, AP242/2-1) as well as the Cluster of Excellence “Ruhr Explores Solvation” (RESOLV, EXC 1069). FM gratefully acknowledges financial support by the Deutsche Bundesstiftung Umwelt. We thank Eckhard Bill, Andreas Göbels and Maurice van Gestel (MPI-CEC) for their support with SQUID data and valuable discussions. We thank Eric Victor (Brown Univ.) and Manuela Winter (RUB) for valuable support and discussions.

References

- R. Sabouni, H. Kazemian and S. Rohani, *Environ. Sci. Pollut. Res.*, 2014, **21**, 5427–5449.
- D. M. D'Alessandro, B. Smit and J. R. Long, *Angew. Chem. Int. Ed.*, 2010, **49**, 6058–6082.
- X. Wang, N. G. Akhmedov, Y. Duan and B. Li, *Energy Fuels*, 2015, **29**, 3780–3784.
- R. A. Rahman, P. Mehrani, D. Y. Lu, E. J. Anthony and A. Macchi, *Energy Fuels*, 2015, **29**, 3808–3819.
- R. Gomes, P. Bhanja and A. Bhaumik, *Chem Commun*, 2015, **51**, 10050–10053.
- H.-H. Wang, L.-N. Jia, L. Hou, W. Shi, Z. Zhu and Y.-Y. Wang, *Inorg. Chem.*, 2015, **54**, 1841–1846.

- 7 K. Sumida, D. L. Rogow, J. A. Mason, T. M. McDonald, E. D. Bloch, Z. R. Herm, T.-H. Bae and J. R. Long, *Chem. Rev.*, 2012, **112**, 724–781.
- 8 C. Wang, Z. Xie, K. E. deKrafft and W. Lin, *J. Am. Chem. Soc.*, 2011, **133**, 13445–13454.
- 9 Y. Fu, D. Sun, Y. Chen, R. Huang, Z. Ding, X. Fu and Z. Li, *Angew. Chem. Int. Ed.*, 2012, **51**, 3364–3367.
- 10 O. Kozachuk, I. Luz, F. X. Llabrés i Xamena, H. Noei, M. Kauer, H. B. Albada, E. D. Bloch, B. Marler, Y. Wang, M. Muhler and R. A. Fischer, *Angew. Chem. Int. Ed.*, 2014, **53**, 7058–7062.
- 11 Y. Liu, Z. U. Wang and H.-C. Zhou, *Greenh. Gases Sci. Technol.*, 2012, **2**, 239–259.
- 12 A. C. Kizzie, A. G. Wong-Foy and A. J. Matzger, *Langmuir*, 2011, **27**, 6368–6373.
- 13 P. A. Karplus, M. A. Pearson and R. P. Hausinger, *Acc. Chem. Res.*, 1997, **30**, 330–337.
- 14 P. A. Lindahl, *Biochemistry (Mosc.)*, 2002, **41**, 2097–2105.
- 15 D. Huang, O. V. Makhlynets, L. L. Tan, S. C. Lee, E. V. Rybak-Akimova and R. H. Holm, *Inorg. Chem.*, 2011, **50**, 10070–10081.
- 16 D. Huang, O. V. Makhlynets, L. L. Tan, S. C. Lee, E. V. Rybak-Akimova and R. H. Holm, *Proc. Natl. Acad. Sci.*, 2011, **108**, 1222–1227.
- 17 O. Troeppner, D. Huang, R. H. Holm and I. Ivanovic-Burmazovic, *Dalton Trans*, 2014, **43**, 5274–5279.
- 18 E. Carmona, J. M. Marin, P. Palma, M. Paneque and M. L. Poveda, *Inorg. Chem.*, 1989, **28**, 1895–1900.
- 19 N. Kitajima, S. Hikichi, M. Tanaka and Y. Morooka, *J. Am. Chem. Soc.*, 1993, **115**, 5496–5508.
- 20 M. Ito and Y. Takita, *Chem. Lett.*, 1996, **25**, 929–930.
- 21 A. A. Lozano, M. Saez, J. Perez, L. Garcia, L. Lezama, T. Rojo, G. Lopez, G. Garcia and M. a D. Santana, *Dalton Trans*, 2006, 3906–3911.
- 22 J. P. Wikstrom, A. S. Filatov, E. A. Mikhalyova, M. Shatruck, B. M. Foxman and E. V. Rybak-Akimova, *Dalton Trans*, 2010, **39**, 2504–2514.
- 23 Y. Dussart, C. Harding, P. Dalgaard, C. McKenzie, R. Kadirvelraj, V. McKee and J. Nelson, *J Chem Soc Dalton Trans*, 2002, 1704–1713.
- 24 G. G. Morgan, K. Fennell, M. J. L. Kishore and J. A. Sullivan, *ChemCatChem*, 2013, **5**, 951–958.
- 25 J.-M. Chen, W. Wei, X.-L. Feng and T.-B. Lu, *Chem. – Asian J.*, 2007, **2**, 710–719.
- 26 A. A. C. Wild, K. Fennell, G. G. Morgan, C. M. Hewage and J. P. G. Malthouse, *Dalton Trans.*, 2014, **43**, 13557.
- 27 L. W. Collins, *Inorganica Chim. Acta*, 1980, **39**, 53 – 56.
- 28 F. H. Allen, *Acta Crystallogr. Sect. B*, 2002, **58**, 380–388.
- 29 A. Gennaro, A. A. Isse and E. Vianello, *J Electroanal Chem*, 1990, 203–215.
- 30 B. Dietrich, J. Guilhem, J.-M. Lehn, C. Pascard and E. Sonveaux, *Helv. Chim. Acta*, 1984, **67**, 91–104.
- 31 J. Caballero-Jimenez, F. Habib, D. Ramirez-Rosales, R. Grande-Aztatzi, G. Merino, I. Korobkov, M. K. Singh, G. Rajaraman, Y. Reyes-Ortega and M. Murugesu, *Dalton Trans*, 2015, **44**, 8649–8659.
- 32 R. E. Cramer, W. V. Doorne and R. Dubois, *Inorg. Chem.*, 1975, **14**, 2462–2466.
- 33 H. Henning, K. Hofbauer, K. Handke and R. Stich, *Angew. Chem. Int. Ed. Engl.*, 1997, **36**, 408–410.

Bimetallic Nickel Complexes for Selective CO₂ Carbon Capture and Sequestration

Frauke Möller, Klaus Merz, Christian Herrmann, Ulf-Peter Apfel

Herein we report on the selective CO₂ uptake from air by a dinickel azacryptand complex and its capability to act as a reversible CO₂ storage system.

