

PCCP

Accepted Manuscript



This is an *Accepted Manuscript*, which has been through the Royal Society of Chemistry peer review process and has been accepted for publication.

Accepted Manuscripts are published online shortly after acceptance, before technical editing, formatting and proof reading. Using this free service, authors can make their results available to the community, in citable form, before we publish the edited article. We will replace this *Accepted Manuscript* with the edited and formatted *Advance Article* as soon as it is available.

You can find more information about *Accepted Manuscripts* in the [Information for Authors](#).

Please note that technical editing may introduce minor changes to the text and/or graphics, which may alter content. The journal's standard [Terms & Conditions](#) and the [Ethical guidelines](#) still apply. In no event shall the Royal Society of Chemistry be held responsible for any errors or omissions in this *Accepted Manuscript* or any consequences arising from the use of any information it contains.

On the diatropic perimeter of iterated *altan*-molecules[†]

Guglielmo Monaco^a

Received Xth XXXXXXXXXXXX 20XX, Accepted Xth XXXXXXXXXXXX 20XX

First published on the web Xth XXXXXXXXXXXX 200X

DOI: 10.1039/b000000x

Ab initio calculations of the current density induced by an external magnetic field in *altan*-[10,5]coronene **3 (or *altan*²-[10]annulene) indicate the onset of a diatropic current on the outer loop (the “perimeter”), thus in contrast with the intentional design of *altan*-molecules. Spectral decomposition of the current shows that the failure of the altanisation design can be expected whenever the perimeter of the *altan*-molecule is of nearly the same size of that of the parent molecule. Equal lengths of these two perimeters always occur in iterated *altan*-molecules, which contain a cycloacenic fragment. Like longer polyacenes and cycloacenes, *altan*²-[10]annulene **3** and *altan*-kekulene **2** are predicted to have an open-shell singlet ground state.**

Soon after the discovery of their curved structures, fullerenes and nanotubes have given two major challenges to chemistry: their rational chemical synthesis, and the synthesis of novel molecules suggested by fragments of their unusual skeletons.¹ A good example of the second challenge is offered by trannulenes, all-trans annulenes initially envisaged as fragments of small fullerenes and studied computationally,² and then effectively synthesized.³ A similar candidate for a new synthesis is *altan*-corannulene hexaanion **1**⁶⁻, which forms half-cage of many C₈₀⁶⁻ fullerenes, and is predicted to be an aromatic molecule.⁴ The structure of **1** has been actually proposed as a member of the family of *altan*-molecules, which are formed from parent conjugated molecules with outgoing C–H bonds, upon substitution of the C–H bonds with C–C bonds to alternating carbon atoms only of an annulene.^{5,6} As a result of this “altanisation”,⁷ the parent molecule is surrounded by a [4*n*]annulene; this property, already demonstrated for benzenoid hydrocarbons,⁸ holds for any totally fused polycyclic hydrocarbon with an even number of C atoms.⁹ Therefore, in the limit of weak coupling with the inner molecule, the outer annulene of *altan*-molecules is predicted to host a paratropic

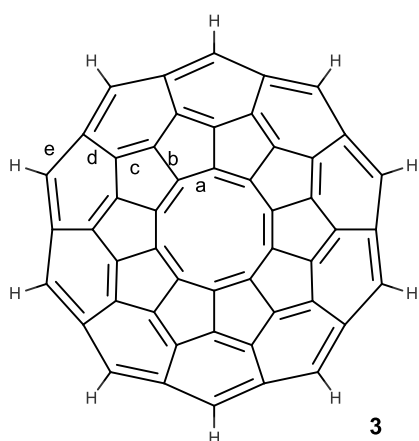
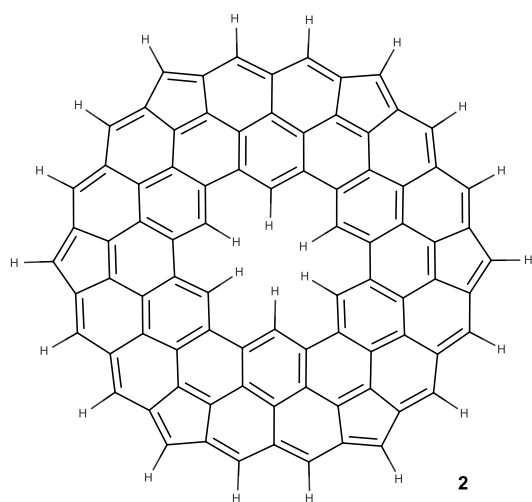
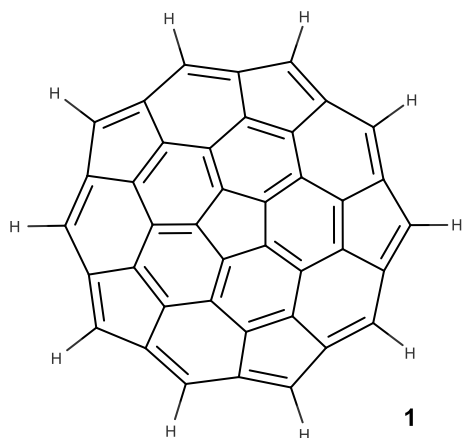
current in presence of a magnetic field perpendicular to the (average) annulenic plane. It is this peculiar feature which has allowed the in silico design of paramagnetic closed-shell molecules,¹⁰ and aromatic closed-shell anions.⁴

The expectation of a paratropic circulation on the outermost loop (the “perimeter”) of *altan*-molecules has been verified in several molecules by ab initio computations;^{6,10,11} the only exception is presently the rather large molecule *altan*-kekulene **2**.⁶ The paratropic perimeter of *altan*-molecules has been also found^{12–15} in those and other molecules by the much simpler tight-binding Hückel-London-Pople-McWeeny (HLPM) approach, which, when results are expressed with reference to benzene, only depends upon connectivity and size of the rings.¹⁶ Interestingly, the HLPM method also reproduces the anomalous ab initio current density pattern of **2**.¹⁴ Using that simple method it has been recently reported that *altan*-[10,5]coronene **3** also has a diatropic perimeter, in contrast with the behaviour expected for an *altan*-molecule.⁷ The persistence of this second exception at the ab initio level is not granted, considering that qualitative changes in the current density patterns between the two methods can occur.¹⁷ Here we will disclose ab initio calculations of the current density pattern in **3**, and we will then consider limitations in the design of large paratropic loops by the altanisation process, as already apparent from the current density pattern of **2**.^{6,14}

Electronic energies and chemical shieldings have been computed using Gaussian 09.¹⁸ At the B3LYP/6-31G* level bowl-shaped minimum energy structures of C₆ and C_{10v} symmetry have been obtained for **2** and **3**, respectively. Current densities at the restricted Hartree-Fock or B97-2¹⁹ density functional^{20,21} level have been computed by the SYSMO package,²² using the ipsocentric choice for the gauge.^{23–25} The small 6-31G** basis set is able to produce good current density maps within the ipsocentric approach,²⁶ and ring current strengths are consistently expected to undergo a small change upon use of larger basis sets (a few percent points in the case of benzene^{27,28}). Ring current strengths^{28,29} have been computed using the improved integration method first used in ref.³⁰. Computed current strengths are compared in Table 1 with those of the HLPM method reported in Ref.⁷ As can be seen, the three methods agree almost quantitatively in predicting for the innermost loop a diatropic current of a strength

[†] Electronic Supplementary Information (ESI) available: Diagram of orbital energy levels close to the Fermi level, Full ref. 18, Sketches of HOMOs and LUMOs for the UB3LYP calculations on **2** and **3**, Absolute values of the energies and NOONs, Details of fits of σ_{zz} scans, Optimized Cartesian coordinates. See DOI: 10.1039/b000000x/

^a Dip. di Chimica e Biologia, Università di Salerno, Via Giovanni Paolo II, 132, Fisciano, 84084 SA, Italy. Fax: +39 089 969602; Tel: +39 089 969570; E-mail: gmonaco@unisa.it



roughly one-and-a-half times that of benzene, and they all predict a diatropic current for the perimeter, thus confirming the second exception within *altan*-molecules. However, the tight binding approach predicts a paratropic middle loop, while the

Table 1 Symmetry-unique bond lengths (Å) of the B3LYP/6-31G* minimum energy structure of **3** and current strengths flowing in the a→b→c→d→e direction for a magnetic field directed outwards, computed with three different methods. Current strengths are in relative units with respect to the all-electrons ring current strength of benzene (-12.48 nA T^{-1} and -11.64 nA T^{-1} , at the HF and B97-2 level, respectively).

bond	length	HLPM ⁷	HF/6-31G**	B97-2/6-31G**
a	1.445	1.615	1.419	1.531
b	1.510	0	0.000	0.000
c	1.380	-0.566	0.749	1.979
d	1.454	0	0.000	0.000
e	1.434	1.046	1.050	2.159

other two methods predict all diatropic currents, and, although the tropicities are the same in HF and the DFT calculations, the DFT current strengths on the middle and outer loop are more than twice the HF ones.

For the interpretation of the failure of the altanisation method, we recur to the spectral decomposition of the current density within the ipsocentric approach.^{31–33} This method highly benefits from molecular symmetry. When applied to structures with a C_n symmetry axis (like regular $[n]$ annulenes), the components of the current density decompositions can be well described if orbitals are labelled by half of the azimuthal node count (HANC⁵): transitions with $\Delta(\text{HANC}) = 0$ and $\Delta(\text{HANC}) = \pm 1$ give paratropic and diatropic contributions to the current, respectively.^{5,31} Moreover, the transitions of the orbitals close to the Fermi level matter the most.^{25,31} In polycyclic systems the transitions can be tentatively interpreted in terms of the HANCs of the circuits with the larger coefficients. This seemed pretty easy in *altan*-annulenes, where, within the tight-binding approach, upon altanisation the pair of frontier orbitals of the outer $[4n]$ annulene with $\text{HANC} = n$ were so split that an orbital remained strictly localized on the annulene (becoming the LUMO of the *altan*-molecule), while the other orbital got slightly lowered in energy by combination with the orbitals of the inner parent annulene, becoming one of the highest occupied orbitals.^{10,11} What the altanisation assumes is that no molecular orbital with $\text{HANC} = n \pm 1$ on the perimeter gives a larger contribution to the current density. This, according to the higher relevance of orbitals close to the Fermi level, requires that orbitals with $\text{HANC} = n \pm 1$ have either lower or higher energy than the splitted pair with $\text{HANC} = n$. A part from *altan*-annulenes,^{10,11} this ordering occurs for *altan*-coronene and **1**,⁵ but not for **2** and **3**. In addition to the usual Mulliken symbols M , the orbitals for these and other *altan*-corannulenes³⁴ can be conveniently labelled using the HANC values of innermost, middle and outermost annulenes, as $M(\text{HANC}_i\text{HANC}_m\text{HANC}_o)$. As can be seen from the diagram of orbital energies reported in the

ESI (Figures ESI1-ESI2), a part from minor shifts of orbitals and an expected shrinkage of the HOMO-LUMO gap in the DFT calculation, the three methods used for the computation of current strengths agree in giving a higher energy (and thus a higher contribution to the current) to the occupied pair $e_4(444)$ which gives a diatropic contribution stronger than the lower energy $b_2(055)$ orbital which comes from the splitting of the outermost $[4n]$ annulene pair with $\text{HANC} = 5$. This intrusion of orbitals with a $\text{HANC} \neq n$ occurs also in **2**, where the two $[36]$ annulene orbitals with HANC label (009) split in order that the LUMO of **2** is a $b(009)$ orbital, as expected, but one has to go down in the orbital list till the HOMO-5, $b(399)$, to have the same HANC_o of the LUMO; moreover the HOMO-2/HOMO-3 $e_2(478)$ pair has $\text{HANC}_o = 8$ on the outermost annulene (thus giving a diatropic contribution to the current). The origin of the different orbital schemes for **2** and **3**, as compared with the other *altan*-molecules like **1**, can be traced back to a stronger interaction of the outer $[n_o]$ annulene and the middle $[n_m]$ annulene. These two annulenes will interact more strongly as their energy levels are closer. Notably, whenever the altanisation is iterated as in **3**, which is probably better called *altan*²- $[10]$ annulene,³⁵ the middle and outermost annulene have the same size and then the same eigenvalues, and are thus expected to couple strongly. According to a perturbation argument, a similar behaviour can be expected for middle and outermost annulenes of close size, like in **2**, where their size is 30 and 36.

All *altan*²-molecules have a cycloacenic fragment; in the case of **3**, the fragment is $[10]$ cycloacene. All the many attempts to synthesize cycloacenes have failed. The elusive character of these molecules can be ascribed to a very small HOMO-LUMO gap. According to the scheme proposed for the frontier orbitals by Houk et al.,³⁶ $[2n]$ cycloacenes, like long linear acenes, can be described as two weakly coupled trannulenes.³⁷ The 2+2 non-bonding orbitals of the trannulenes couple in such a manner to have a bonding and an anti-bonding orbital with respect to the C-C bonds connecting the trannulenes, and two orbitals of intermediate energy, both close to zero, with in-phase and out-of-phase combinations of orbitals mainly localized on the remaining C atoms which do not form the bonds between the two trannulenes. The small HOMO-LUMO gap is then the cause of the high reactivity, and complicates the computational study of the ground state. Indeed, after the report of a triplet ground state for long polyacenes and cycloacenes,³⁶ it has been shown that, upon refining the theoretical models with an unrestricted formalism, open-shell singlet states are more stable than either closed-shell singlet states or triplets for $[n]$ cycloacenes with $n > 5$.³⁸⁻⁴⁰

The presence of a cycloacenic fragment in **3** and of annulenes of similar size in **1**, and even more in **2**, has prompted us to consider the stability^{41,42} of the restricted Hartree-Fock singlet solution for these systems. The wavefunction turned out

to be stable only for **1**. By further geometry optimization at the UB3LYP/6-31G* level, the C_{10v} symmetry of **3** was preserved, while that of **2** lowered to C_2 . The UB3LYP wavefunctions have significant fractional occupation numbers: the natural orbital occupation numbers (NOONs) of frontier orbitals are 1.37/0.63 and 1.29/0.71 in **2**- C_2 and **3**, respectively, and have a poor spatial overlap (Fig. ESI3-ESI4), as expected for open-shell singlets. In order to get rid of the spin contamination characteristic of unrestricted calculations, we have also accomplished CASSCF(10,10)/STO-3G calculations for singlets and triplets. The singlets are always preferred and they have a significant open-shell diradical character, which persists with the larger 6-31G* basis; NOONs of frontier orbitals with the smaller (larger) basis set are 1.79/0.25 (1.87/0.16) and 1.02/0.98 (1.36/0.64) for **2**- C_6 and **3**, respectively (Table ESI1).

Coming now back to the onset of a diatropic perimeter in **2**

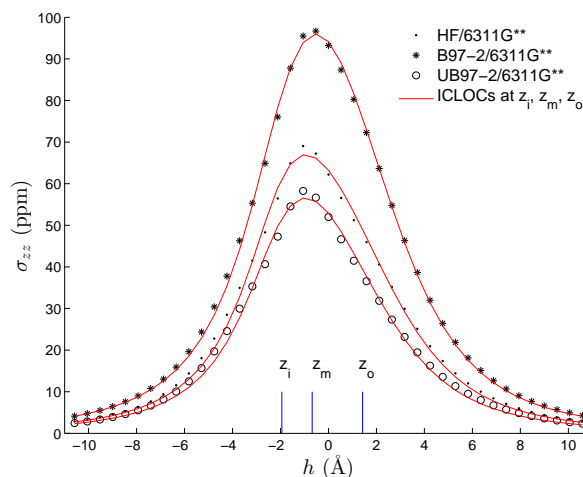


Fig. 1 Scans of σ_{zz} along the symmetry axis of **3**. The lines are from fits with three ICLOCs. See the Table ESI3 for fit details.

and **3**, the current density should best be recomputed at the multi-configurational level, which has recently become possible.⁴³ However, preliminary information on the influence of the open-shell character on the current density can already be obtained by the long used investigation of the magnetic properties, i.e. integrated values of the current density.^{44,45} As shown in Fig. 1, at odds with the $\sigma_{zz} = -\text{NICS}_{zz}$ scans of **2** (Fig. ESI5), those of **3** do not show qualitative changes upon consideration of correlation and of the unrestricted character of the wavefunction, and are all consistent with a fully diatropic molecule. The scans can be modelled in terms of 3 Infinitely-thin Circular Loops Of Currents (ICLOCs)⁴⁵ displaced from the symmetry axis by the average displacements of the C atoms of the concentric loops, leading to a semiquan-

titative agreement with the ring current strengths computed at the restricted level, and a diatropic perimeter is retrieved by the ICLOC fitting of all the scans of **3** (Table ESI3).

The present investigation has shown that the altanisation approach, which has already allowed to design molecules satisfying the otherwise unsatisfactory^{13,34,46} annulene-within-an-annulene ansatz^{10,11} as well as a molecule-within-an-annulene ansatz,⁶ breaks down for systems like *altan*-kekulene **2** and *altan*²-[10]annulene **3**, due to the intrusion of orbitals with a different nodal structure with respect to that of the pair of orbitals localized on the outermost annulene. This event can be expected whenever the outermost and the middle annulene of the *altan*-molecule have close sizes. Equal size of these two annulenes occurs in all *altan*²-molecules, which actually contain a cycloacenic fragment, and, according to the computation reported above, are expected to have open-shell singlet ground states. Therefore, while *altan*-corannulene hexaanion **1**⁶⁻ is expected to be a stable aromatic molecule,⁴ *altan*-molecules like **2** and **3** are low gap molecules with an open-shell singlet ground state, and they could be reasonably added to the gamut of molecules which is nowadays under intense experimental and computational scrutiny for the development of novel systems with improved optical and conductive properties.^{47,48}

Acknowledgements

Financial support from the MIUR and the University of Salerno (FARB 2012) is gratefully acknowledged. The author is thankful to Prof. R. Zanasi for encouragement and discussion.

References

- 1 *Fragments of fullerenes and carbon nanotubes: designed synthesis, unusual reactions, and coordination chemistry*, ed. L. T. Scott and M. A. Petrukina, Wiley, Hoboken, N.J., 2011.
- 2 A. A. Fokin, H. Jiao and P. v. R. Schleyer, *J. Am. Chem. Soc.*, 1998, **120**, 9364–9365.
- 3 X.-W. Wei, A. D. Darwish, O. V. Boltalina, P. B. Hitchcock, J. M. Street and R. Taylor, *Angew. Chem.*, 2001, **113**, 3077–3080.
- 4 G. Monaco and R. Zanasi, *J. Phys. Org. Chem.*, 2013, **26**, 730–736.
- 5 G. Monaco and R. Zanasi, *J. Phys. Chem. A*, 2012, **116**, 9020–9026.
- 6 G. Monaco, M. Memoli and R. Zanasi, *J. Phys. Org. Chem.*, 2013, **26**, 109–114.
- 7 T. K. Dickens and R. B. Mallion, *Chem. Commun.*, 2015, **51**, 1819–1822.
- 8 I. Gutman, *J. Serb. Chem. Soc.*, 2014, **79**, 1515–1521.
- 9 For a totally fused polycyclic hydrocarbon with $2a$ atoms, $2a = N_3 + N_2$, where N_3 (N_2) is the numbers of C atoms connected with 3 (2) other C atoms. The number of outgoing H atoms equals N_2 . According to the handshaking lemma⁴⁹ the sum of the degrees of the vertices is also an even number: $3N_3 + 2N_2 = 2b$. Subtracting the latter equation from $6a$, we obtain that N_2 is an even number.
- 10 G. Monaco, P. Fowler, M. Lillington and R. Zanasi, *Angew. Chem., Int. Ed.*, 2007, **46**, 1889–1892.
- 11 G. Monaco, R. G. Viglione, R. Zanasi and P. W. Fowler, *J. Phys. Chem. A*, 2006, **110**, 7447–7452.
- 12 T. K. Dickens and R. B. Mallion, *Phys. Chem. Chem. Phys.*, 2013, **15**, 8245.
- 13 T. K. Dickens and R. B. Mallion, *Croat. Chem. Acta*, 2013, **86**, 387–406.
- 14 T. K. Dickens and R. B. Mallion, *J. Phys. Chem. A*, 2014, **118**, 3688.
- 15 T. K. Dickens and R. B. Mallion, *Chem. Commun.*, 2015, **51**, 1819–1822.
- 16 T. K. Dickens, J. A. N. F. Gomes and R. B. Mallion, *J. Chem. Theory Comput.*, 2011, **7**, 3661–3674.
- 17 G. Monaco and R. Zanasi, *Phys. Chem. Chem. Phys.*, 2013, **15**, 17654.
- 18 M. J. Frisch et al., Gaussian 09 Revision D.01, Gaussian Inc. Wallingford CT 2009.
- 19 P. J. Wilson, T. J. Bradley and D. J. Tozer, *J. Chem. Phys.*, 2001, **115**, 9233.
- 20 R. W. Havenith and P. W. Fowler, *Chem. Phys. Lett.*, 2007, **449**, 347–353.
- 21 A. Soncini, A. M. Teale, T. Helgaker, F. De Proft and D. J. Tozer, *J. Chem. Phys.*, 2008, **129**, 074101.
- 22 P. Lazzeretti, M. Malagoli and R. Zanasi, *Research Report 1/67 on Project "Sistemi Informatici e Calcolo Parallelo"*, CNR technical report, 1991.
- 23 T. A. Keith and R. F. W. Bader, *J. Chem. Phys.*, 1993, **99**, 3669.
- 24 P. Lazzeretti, M. Malagoli and R. Zanasi, *Chem. Phys. Lett.*, 1994, **220**, 299–304.
- 25 E. Steiner and P. W. Fowler, *J. Phys. Chem. A*, 2001, **105**, 9553–9562.
- 26 P. W. Fowler, E. Steiner, R. Zanasi and B. Cadioli, *Mol. Phys.*, 1999, **96**, 1099–1108.
- 27 G. Monaco and R. Zanasi, *AIP Conf. Proc.*, 2009, **1148**, 425–428.
- 28 G. Monaco, R. Zanasi, S. Pelloni and P. Lazzeretti, *J. Chem. Theory Comput.*, 2010, **6**, 3343–3351.
- 29 J. Jusélius, D. Sundholm and J. Gauss, *J. Chem. Phys.*, 2004, **121**, 3852.
- 30 P. Della Porta, R. Zanasi and G. Monaco, *J. Comput. Chem.*, 2015, **36**, 707–716.
- 31 E. Steiner and P. W. Fowler, *Chem. Commun.*, 2001, 2220–2221.
- 32 E. Steiner, A. Soncini and P. W. Fowler, *J. Phys. Chem. A*, 2006, **110**, 12882–12886.
- 33 G. Monaco and R. Zanasi, *AIP Conf. Proc.*, 2007, **963**, 1302–1305.
- 34 M. Randić and N. Trinajstić, *J. Am. Chem. Soc.*, 1984, **106**, 4428–4434.
- 35 An iterated altanisation has been first considered in ref.⁶. In that paper the name *altan-altan*-corannulene was shortened to *altan*₂-corannulene. However, a shortening more consistent with the iteration procedure would be *altan*²-corannulene, which is also consistent with a very recent study on the matter⁵⁰.
- 36 K. N. Houk, P. S. Lee and M. Nendel, *J. Org. Chem.*, 2001, **66**, 5517.
- 37 G. A. Burley, *Angew. Chem., Int. Ed.*, 2005, **44**, 3176–3178.
- 38 Z. Chen, D.-e. Jiang, X. Lu, H. F. Bettinger, S. Dai, P. v. R. Schleyer and K. N. Houk, *Org. Lett.*, 2007, **9**, 5449–5452.
- 39 D. Sadowsky, K. McNeill and C. J. Cramer, *Faraday Discuss*, 2010, **145**, 507–521.
- 40 T. Minami, S. Ito and M. Nakano, *J. Phys. Chem. A*, 2013, **117**, 2000.
- 41 R. Seeger and J. A. Pople, *J. Chem. Phys.*, 1977, **66**, 3045.
- 42 R. Bauernschmitt and R. Ahlrichs, *J. Chem. Phys.*, 1996, **104**, 9047.
- 43 S. Pathak, R. Bast and K. Ruud, *J. Chem. Theory Comput.*, 2013, **9**, 2189.
- 44 D. Geuenich, K. Hess, F. Kohler and R. Herges, *Chem. Rev.*, 2005, **105**, 3758–3772.
- 45 G. Monaco and R. Zanasi, *J. Phys. Chem. A*, 2014, **118**, 1673–1683.
- 46 J. Aihara, *RSC Advances*, 2014, **4**, 7256.
- 47 Z. Sun, Q. Ye, C. Chi and J. Wu, *Chem. Soc. Rev.*, 2012, **41**, 7857.
- 48 H. Miyoshi, S. Nobusue, A. Shimizu and Y. Tobe, *Chem. Soc. Rev.*, 2015, **44**, 6560–6577.
- 49 R. J. Wilson, *Introduction to graph theory*, Pearson/Prentice Hall, Harlow [u.a.], 5th edn., 2010.
- 50 N. Bašić and T. Pisanski, *MATCH Commun. Math. Comput. Chem.*, 2015, **24**, 653–666.