

ChemComm

Accepted Manuscript



This is an *Accepted Manuscript*, which has been through the Royal Society of Chemistry peer review process and has been accepted for publication.

Accepted Manuscripts are published online shortly after acceptance, before technical editing, formatting and proof reading. Using this free service, authors can make their results available to the community, in citable form, before we publish the edited article. We will replace this *Accepted Manuscript* with the edited and formatted *Advance Article* as soon as it is available.

You can find more information about *Accepted Manuscripts* in the [Information for Authors](#).

Please note that technical editing may introduce minor changes to the text and/or graphics, which may alter content. The journal's standard [Terms & Conditions](#) and the [Ethical guidelines](#) still apply. In no event shall the Royal Society of Chemistry be held responsible for any errors or omissions in this *Accepted Manuscript* or any consequences arising from the use of any information it contains.

Molecular tectonics: heterometallic (Ir,Cu) grid-type coordination networks based on cyclometallated Ir(III) chiral metallatectons

Received 00th January 20xx,
Accepted 00th January 20xx

Chaojie Xu,^a Aurélie Guenet,^{*a} Nathalie Kyritsakas,^a Jean-Marc Planeix^{*a} and Mir Wais Hosseini^{*a}

DOI: 10.1039/x0xx00000x

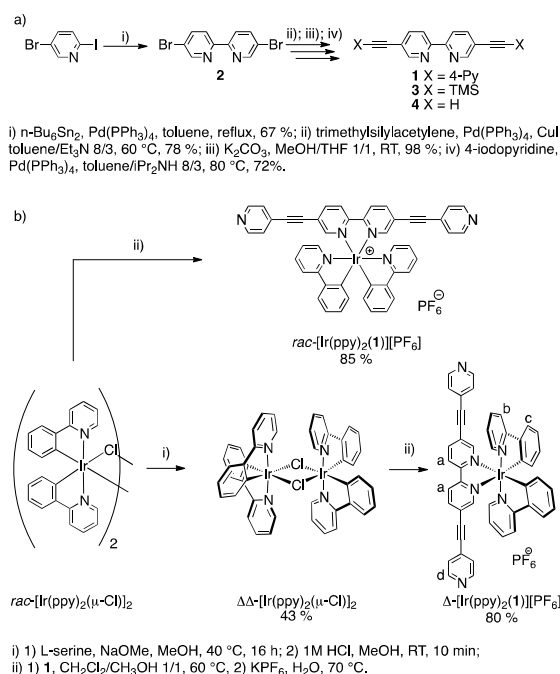
www.rsc.org/

A chiral-at-metal Ir(III) organometallic metallatecton was synthesised as a racemic mixture and as enantiopure complexes and combined with Cu(II) to afford a heterobimetallic (Ir,Cu) grid-type 2D coordination network.

Molecular chirality in coordination compounds and organometallic complexes¹ may be centred on the metal, on the ligand or on both entities. While chiral-at-metal complexes have been employed in homogeneous asymmetric catalysis,² the use of such complexes in extended architectures such as coordination networks³ has not been fully exploited.⁴ Coordination networks, also known as coordination polymers or MOFs, are extended periodic architectures resulting from the bridging of consecutive organic entities by metal centres.⁵ The design of such solid-state crystalline materials may be achieved using the molecular tectonics approach.⁶ Using self-assembly processes, the generation of coordination networks takes place between programmed organic coordinating tectons and metal centres or complexes behaving as connecting nodes. Homochiral coordination networks based on the use of enantiopure organic tectons have been reported.⁷⁻⁸ Chiral coordination complexes bearing peripheral coordinating sites and thus behaving as metallatectons⁹ have also been used for the formation of homochiral heterometallic networks.^{7a-d, 10} However, for the reported architectures, the chirality originates from the organic part (mainly BINAP, BINOL or salen-type ligands). Thus, the design and formation of chiral-at-metal coordination networks based on chiral octahedral tris-chelate metallatectons remains a challenge.

Herein, we report the synthesis and characterisation in solution and in the solid state of an unprecedented cyclometallated Ir(III) complex-based metallatecton [Ir(ppy)₂(1)][PF₆] as a racemic mixture of both Λ and Δ

enantiomers, *rac*-[Ir(ppy)₂(1)][PF₆], and as enantiopure Λ (Λ -[Ir(ppy)₂(1)][PF₆] or Δ (Δ -[Ir(ppy)₂(1)][PF₆]) complexes (Scheme 1). Furthermore, we describe the formation of a heterometallic (Cu,Ir) 2D grid-type coordination network resulting from the combination of *rac*-[Ir(ppy)₂(1)][PF₆] and [Cu(CH₃CN)₄][BF₄].



i) n-Bu₃Sn₂, Pd(PPh₃)₄, toluene, reflux, 67%; ii) trimethylsilylacetylene, Pd(PPh₃)₄, CuI, toluene/Et₃N 8/3, 60 °C, 78%; iii) K₂CO₃, MeOH/THF 1/1, RT, 98%; iv) 4-iodopyridine, Pd(PPh₃)₄, toluene/Pr₂NH 8/3, 80 °C, 72%.

i) 1) L-serine, NaOMe, MeOH, 40 °C, 16 h; 2) 1M HCl, MeOH, RT, 10 min;
 ii) 1) 1, CH₂Cl₂/CH₃OH 1/1, 60 °C, 2) KPF₆, H₂O, 70 °C.

Scheme 1 Synthetic routes for the preparation of a) ligand 1 and b) [Ir(ppy)₂(1)][PF₆] as a racemate, *rac*-[Ir(ppy)₂(1)][PF₆], and enantiomerically pure Δ -[Ir(ppy)₂(1)][PF₆]. Synthesis of Λ -[Ir(ppy)₂(1)][PF₆] was performed using D-serine instead of L-serine. The chloride salts of the racemic mixture as well as the enantiopure complexes can be isolated before performing the last metathesis step using KPF₆ (step ii) 2)).

We propose to use chiral-at-metal metallatectons to generate homochiral heterometallic coordination networks. The chiral metallatecton is based on an achiral bipyridyl chelate (bpy) bearing two peripheral monodentate pyridyl coordinating sites. The chirality, of the Λ and Δ type, is introduced through

^a Molecular Tectonics Laboratory, UMR UDS-CNRS 7140, icFRC, University of Strasbourg, F-67000, Strasbourg, France. E-mail: aguenet@unistra.fr, planeix@unistra.fr, hosseini@unistra.fr.

Electronic Supplementary Information (ESI) available: Synthetic procedures, analytical (NMR, CD, UV, Emission spectra) and crystallographic data. CCDC 1413248-1413251. For ESI and crystallographic data in CIF format, See DOI: 10.1039/x0xx00000x

the binding by the chelate moiety of a chiral octahedral metal complex offering two free coordination sites. In order to prevent epimerisation or racemisation, a cyclometallated Ir(III) complex was chosen as configurationally stable entity. Thus, the chiral cationic metallatecton $[\text{Ir}(\text{ppy})_2(\mathbf{1})]^+$ was designed. The latter combines the organic tecton $\mathbf{1}$, based on the 2,2'-bipyridine backbone equipped at positions 5 and 5' with two pyridyl units connected through ethynyl spacers using positions 4 and 4', with Ir(III) centre complexed by two 2-phenylpyridine (ppy) moieties. The ethynyl spacer was used to extend conjugation of the tecton $\mathbf{1}$. The choice of a cyclometallated Ir(III) complex was based on its rich photophysical properties.¹¹

The synthesis of the chiral Ir metallatecton $[\text{Ir}(\text{ppy})_2(\mathbf{1})]^+$ is based on the precursor tecton $\mathbf{1}$ (Scheme 1a). The latter was obtained in four steps (37 % overall yield) using protection/deprotection and coupling reactions. Starting from 5-bromo-2-iodopyridine, compound $\mathbf{4}$ was obtained in three steps (51 % overall yield).¹² A Pd-catalyzed Sonogashira coupling reaction between $\mathbf{4}$ and 4-iodopyridine afforded the tecton $\mathbf{1}$ in 72 % yield (see ESI). The Ir(III) complex $(rac\text{-}[\text{Ir}(\text{ppy})_2(\mathbf{1})][\text{PF}_6])$, as a mixture of Δ and Λ enantiomers, was prepared in 85 % yield (see ESI) by reaction of the dichloro-bridged Ir(III) dimer $rac\text{-}[\text{Ir}(\text{ppy})_2(\mu\text{-Cl})_2]$ ¹³ with $\mathbf{1}$ (Scheme 1b).¹⁴ For the synthesis of the two enantiopure complexes (Δ - and Λ - $[\text{Ir}(\text{ppy})_2(\mathbf{1})][\text{PF}_6]$), chiral resolution of the Ir(III) dimer was achieved using L or D-serine as chiral auxiliaries (Scheme 1b).¹⁵ The two $\Delta\Delta$ - and $\Lambda\Lambda$ - $[\text{Ir}(\text{ppy})_2(\mu\text{-Cl})_2]$ enantiomers were obtained in 43 and 48 % yields respectively. The final enantiopure metallatectons Δ - and Λ - $[\text{Ir}(\text{ppy})_2(\mathbf{1})][\text{A}]$ (A = Cl or PF_6) were obtained upon reaction of $\Delta\Delta$ - or $\Lambda\Lambda$ - $[\text{Ir}(\text{ppy})_2(\mu\text{-Cl})_2]$ dimer with $\mathbf{1}$. Both enantiomers were isolated as their chloride salts (74 % and 76 % for the Δ and the Λ enantiomers respectively). They were converted into their PF_6 salts by metathesis with KPF_6 in water (80 % and 83 % yield for the Δ and Λ enantiomers respectively). The two chiral complexes were characterised by standard techniques (see ESI) and by circular dichroism (CD). As expected, the enantiomers exhibit mirror images CD spectra and opposite specific rotation ($[\alpha]_D$). The racemic mixture as well as enantiopure metallatectons were characterised by X-ray diffraction on single crystals (see ESI). Single crystals of the racemate $rac\text{-}[\text{Ir}(\text{ppy})_2(\mathbf{1})][\text{PF}_6]$ were obtained by vapour diffusion of Et_2O into a CH_3CN solution of $rac\text{-}[\text{Ir}(\text{ppy})_2(\mathbf{1})][\text{PF}_6]$ (Fig. 1). For the enantiopure chloride salts Δ - and Λ - $[\text{Ir}(\text{ppy})_2(\mathbf{1})][\text{Cl}]$, single crystals could be obtained for both enantiomers upon slow diffusion of toluene into a 1/1 toluene/ CH_3CN solution of the desired complex (see ESI) confirming the absolute configuration of the enantiomers. For all three crystals, owing to the severe disorder of solvent molecules, the SQUEEZE command¹⁶ was used to remove the corresponding electron density and solve the structure. $rac\text{-}[\text{Ir}(\text{ppy})_2(\mathbf{1})][\text{PF}_6]$ crystallizes in the triclinic system ($P\bar{1}$). The geometrical parameters (see ESI) are similar to those reported for similar Iridium(III) complexes containing ppy and bpy ligands.¹⁷ The Ir center adopts a slightly distorted octahedral geometry with the expected *trans*- and *cis*-arrangement of N and C atoms of the cyclometallated ligand respectively.^{11b, 18}

All three chelating ligands are almost planar (average dihedral angle N-C-C-N of *ca.* -0.322° for the bpy and N-C-C-C angle in the range -6.480 to 1.956° for ppy). The ethynyl spacers are almost linear (C-C-C angles in the 175.36 - 179.02° range) and the terminal pyridyl units almost coplanar to the bpy unit. As expected, both Δ and Λ enantiomers are present in the crystal. π - π interactions between adjacent complexes are observed in the crystal lattice (see ESI). Finally, the length of the metallatecton, *i.e.* the distance between the two terminal N atoms, is *ca.* 20.6 \AA . Both pure Δ - and Λ - $[\text{Ir}(\text{ppy})_2(\mathbf{1})][\text{Cl}]$ enantiomers crystallize in the $P2_12_1$ chiral space group. The geometrical parameters observed for both enantiomers (see ESI) are similar to those obtained for the racemic mixture.

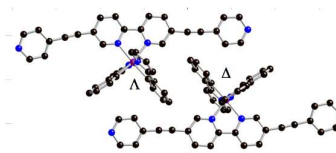


Fig. 1 Crystal structure of $rac\text{-}[\text{Ir}(\text{ppy})_2(\mathbf{1})][\text{PF}_6]$. Solvent molecules, H atoms and PF_6 anions have been omitted for clarity. For bond distances and angles see ESI.

The photophysical properties of the metallatecton as a racemic mixture were studied in the solid state (Fig. 2) and in solution (see ESI). In solution, the Ir(III) complex exhibits an intense absorption band between 240 and 400 nm attributed to spin-allowed LC transitions involving the ppy and the bpy moieties with a contribution of MLCT and LLCT transitions as previously described for analogous compounds.^{17a} The relatively intense absorption band around 300-360 nm is probably due to π - π^* transitions and conjugation over the bpy moieties as already observed on similar complexes.¹⁹ In the solid state, a strong absorption band between 250 and 700 nm arising from LC, MLCT and LLCT transitions is observed. The emission spectra recorded for $rac\text{-}[\text{Ir}(\text{ppy})_2(\mathbf{1})][\text{PF}_6]$ in the solid state (Fig. 2) and in degassed THF (see ESI) shows an unstructured broad band with a maximum at *ca.* 677 nm (695 nm in degassed THF), characteristic of charge transfer electronic transitions. As for the analogous compound $[\text{Ir}(\text{ppy})_2(\text{bpy})][\text{PF}_6]$, the emission may be attributed to a mixture of 3MLCT ($\text{Ir} \rightarrow \text{bpy}$) and 3LLCT ($\text{ppy} \rightarrow \text{bpy}$) transitions.^{17a, 20}

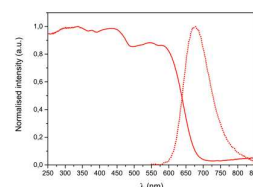


Fig. 2 Diffuse reflectance (solid) and emission (dotted) spectra for $rac\text{-}[\text{Ir}(\text{ppy})_2(\mathbf{1})][\text{PF}_6]$ in the solid state ($\lambda_{\text{exc}} = 450 \text{ nm}$).

The bathochromic shift observed when compared to $[\text{Ir}(\text{ppy})_2(\text{bpy})][\text{PF}_6]$ ($\lambda_{\text{em}} = 590 \text{ nm}$, RT, THF)^{19a} may be attributed to delocalisation of the bipyridine π system, stabilizing the LUMO as described in solution for ppy-cyclometallated Ir complexes bearing 2,2'-bipyridine ligand

substituted in positions 5 and 5' with aryl moieties^{17c} or oligo(arylene ethynylene) units.^{19a, 19c} Finally, in the solid state, a quantum yield (QY) of 3 % was determined. This relatively weak QY might be related to the presence of π - π interactions, as evidenced in the crystal structure, quenching partially the solid state emission. It should be noted that the PXRD pattern of the sample used for the luminescence measurements matches the simulated pattern from single crystal structural data (see ESI). Unfortunately, owing to its rather photo-instability in solution, QY value could not be determined accurately.

The formation of extended heterometallic coordination networks was explored by combining the Ir(III)-based metallatectons with different metal salts. Only the combination of the racemic mixture *rac*-[Ir(ppy)₂(1)]⁺[PF₆]⁻ and a Copper salt afforded single crystals. Indeed, upon slow diffusion of an EtOH solution of [Cu(CH₃CN)₄][BF₄]⁻ into a CHCl₃ solution of *rac*-[Ir(ppy)₂(1)]⁺[PF₆]⁻, red crystals were obtained after a few days. Structural studies by X-Ray diffraction on single crystal revealed that the crystal (space group *C2/c*) was composed of [Ir(ppy)₂(1)]⁺, Cu²⁺ cation, BF₄⁻ and PF₆⁻ anions and solvent molecules (CHCl₃, EtOH). Owing to the important disorder of other solvent molecules, the SQUEEZE command¹⁶ was employed to process the data. It appears that Cu(I) was oxidized to Cu(II) during the crystallisation process taking place in the presence of air. The structural investigation revealed the formation of a grid-type network (Fig. 3). The Iridium complex within the 2D network exhibits similar geometrical parameters (average bond lengths and angles: Ir-C_{ppy} 2.00 Å, Ir-N_{ppy} 2.04 Å, Ir-N_{bpy} 2.13 Å, N_{ppy}-Ir-N_{ppy} 174.6°, N_{ppy}-Ir-C_{ppy} 81.0°, N_{bpy}-Ir-N_{bpy} 76.5°) as those observed for the discrete metallatecton. However, while in the crystal structure of *rac*-[Ir(ppy)₂(1)]⁺[PF₆]⁻, the terminal pyridyl units were almost coplanar to the backbone, here, they are tilted with respect to the bpy ligand (tilt angles of -77.74° and -31.10°). The Cu(II) centre adopts a slightly distorted octahedral geometry with four pyridyl units belonging to four different metallatectons occupying the square base of the octahedron (Cu-N *ca.* 2.01 Å) and two BF₄⁻ anions in axial positions (Cu-F 2.377(5) Å; F-Cu-F 176.0(2)° and N-Cu-F in the 85.7(2)°-91.7(2)° range). Within the 2D-network, two consecutive Cu(II) nodes are separated by 24.44 Å.

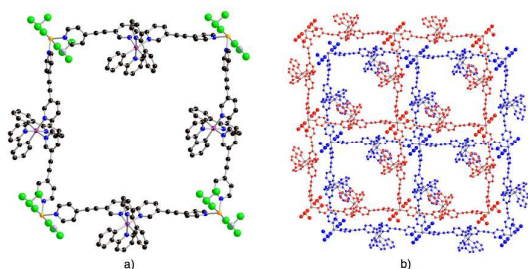


Fig. 3 Portions of the crystal structure of *rac*-[Ir(ppy)₂(1)]-Cu(BF₄)₂ showing the grid type architecture resulting from the interconnection of the Δ -Ir metallatecton with Cu(BF₄)₂ acting as metallic nodes (a) and the staggered packing of two consecutive chiral grids along the *c* axis (b). The chiral grid composed of Λ enantiomers is depicted in red and the one with the Δ enantiomers in blue. Solvent molecules, H atoms and PF₆⁻ anions have been omitted for clarity.

Furthermore, unlike what has been observed before for another grid-like heterometallic coordination network,²¹ each grid is chiral as only one of the two enantiomers is present (Fig. 3b). The consecutive homochiral sheets are packed in a staggered fashion along the *c* axis with alternation of Δ and Λ chirality leading thus to a non-chiral crystal. The inter-sheet distance (distance between two mean planes defined by two consecutive grids) is 6.21 Å (see ESI). Owing to the acentric nature of the metallatecton [Ir(ppy)₂(1)]⁺, within the grid type 2D network, Ir(III) centres may be oriented inwardly (i) or outwardly (o). Thus, for a single grid, four arrangements (i₄, i₃o, ioio and iioo) are possible (Fig. 4 a-d). Furthermore, for the iioo arrangement (Fig. 4d), two types of polar sheets may be formed (Fig. 4 e and f). For the heterometallic (Ir,Cu) grid-type architecture discussed above, each sheet is polar (Fig. 4e). However, consecutive sheets are packed in a head-to-tail fashion (centrosymmetric packing) leading thus to an apolar crystal.

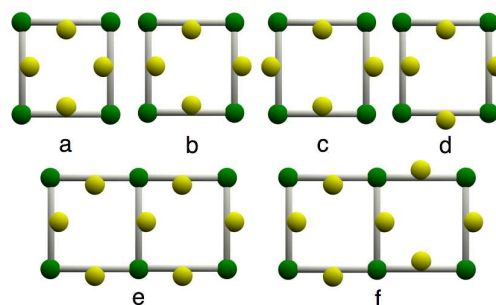


Fig. 4 Schematic representations of all four possibilities a (i₄), b (i₃o), c (ioio) and d (iioo) with I and o in and out positioning of the iridium centre within the grid. Green and yellow spheres represent the 4-connecting Cu node and chiral Ir complex respectively. In the case of d (iioo), two possibilities of translation lead to polar organisations (e and f).

Unfortunately, crystals were found to be rather air-unstable and thus no proper match between observed and simulated patterns could be obtained by PXRD study (see ESI). Degradation in less than an hour of the single crystals was also observed using an optical microscope. This might be due to desolvation and collapse of the architecture.

Preliminary photoluminescence measurements (see ESI, page S3) in the solid state under ambient conditions were carried out on a standard fluorimeter. Unfortunately, no emission of the coordination network could be detected. The luminescence quenching is probably due to the presence of the paramagnetic Cu(II) cation²² or to intermolecular interactions. O₂ quenching may also be expected as previously described.²³ Because of the air instability of crystals, further studies in view of rationalising the emission quenching could not be carried out.

In conclusion, chiral-at-metal bis-cyclometalated cationic Ir(III) complexes bearing 5,5'-substituted 2,2'-bipyridine as third ligand were synthesised both as a racemic mixture and as enantiomerically pure species and characterised in particular in the solid state by X-ray diffraction on single crystals. The combination of the racemic mixture of Λ and Δ enantiomers

behaving as a chiral metallatecton with Cu(II) acting as a 4-connecting node resulted in the formation of an achiral heterobimetallic grid-type coordination network. Unfortunately, the crystalline material appeared to be rather unstable outside the mother liquor. With the aim of generating stable homochiral and luminescent coordination networks, combinations of enantiomerically pure (Λ or Δ) metallatectons $[\text{Ir}(\text{ppy})_2(\mathbf{1})]^+$ with other metallic salts are currently under investigation.

This contribution is part of an international research project, Chiragnet, funded by the European Regional Development Fund (ERDF) under the INTERREG IV Upper Rhine Programme and as part of the Science Offensive of the Trinational Upper Rhine Metropolitan Region. Financial support from the University of Strasbourg, the International Centre for Frontier Research in Chemistry (icFRC), Laboratory of excellence LabEx CSC, Strasbourg, the Institut Universitaire de France, the CNRS is acknowledged.

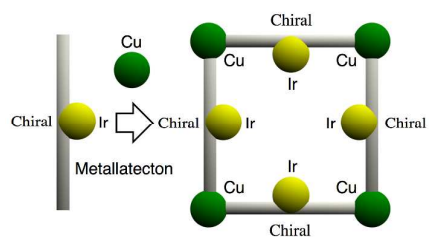
Notes and references

- (a) A. Werner and V. King, *Ber. Dtsch. Chem. Ges.*, 1911, **44**, 1887-1898; (b) A. von Zelewsky, *Stereochemistry of Coordination Compounds*, J. Wiley & Sons, Chichester, 1996; (c) J. Crassous, *Chem. Soc. Rev.*, 2009, **38**, 830-845; (d) E. Meggers, *Eur. J. Inorg. Chem.*, 2011, 2911-2926; (e) J. Crassous, *Chem. Commun.*, 2012, **48**, 9687-9695; (f) E. C. Constable, *Chem. Soc. Rev.*, 2013, **42**, 1637-1651.
- (a) M. Fontecave, O. Hamelin and S. Ménage, in *Top. Organomet. Chem.*, eds. M. Lemaire and P. Mangeney, Springer Berlin Heidelberg, 2005, vol. 15, ch. 136353, pp. 271-288; (b) E. B. Bauer, *Chem. Soc. Rev.*, 2012, **41**, 3153-3167; (c) Z.-Y. Cao, W. D. G. Brittain, J. S. Fossey and F. Zhou, *Cat. Sci. Technol.*, 2015, **5**, 3441-3451, (d) H. Huo, X. Shen, C. Wang, L. Zhang, P. Röse, L.-A. Chen, K. Harms, M. Marsch, G. Hilt and E. Meggers, *Nature*, 2014, **515**, 100-103.
- B. F. Abrahams, B. F. Hoskins and R. Robson, *J. Am. Chem. Soc.*, 1991, **113**, 3606-3607.
- (a) J. Chen and F. M. MacDonnell, *Chem. Commun.*, 1999, 2529-2530; (b) S. J. Garibay, J. R. Stork, Z. Wang, S. M. Cohen and S. G. Telfer, *Chem. Commun.*, 2007, 4881-4883.
- (a) *Chem. Rev.*, 2012, **112**, MOFs special issue; (b) *Chem. Soc. Rev.*, 2014, **43**, themed issue on MOFs.
- (a) M. Simard, D. Su and J. D. Wuest, *J. Am. Chem. Soc.*, 1991, **113**, 4696-4698; (b) S. Mann, *Nature*, 1993, **365**, 499-505; (c) M. W. Hosseini, *Acc. Chem. Res.*, 2005, **38**, 313-323; (d) M. W. Hosseini, *CrystEngComm*, 2004, **6**, 318-322.
- (a) K. Kim, M. Banerjee, M. Yoon and S. Das, in *Top. Curr. Chem.*, ed. M. Schröder, Springer Berlin Heidelberg, 2010, vol. 293, ch. 7, pp. 115-153; (b) M. Yoon, R. Srirambalaji and K. Kim, *Chem. Rev.*, 2012, **112**, 1196-1231; (c) W. Lin, *Top. Catal.*, 2010, **53**, 869-875; (d) G. Nickerl, A. Henschel, R. Grünker, K. Gedrich and S. Kaskel, *Chem. Ing. Tech.*, 2011, **83**, 90-103; (e) K. K. Bisht, B. Parmar, Y. Rachuri, A. C. Kathalikkattil and E. Suresh, *CrystEngComm*, 2015, **17**, 5341-5356.
- (a) A. Jouaiti, M. W. Hosseini and N. Kyritsakas, *Chem. Commun.*, 2002, 1898-1899; (b) P. Grosshans, A. Jouaiti, V. Bulach, J.-M. Planeix, M. W. Hosseini and J.-F. Nicoud, *Chem. Commun.*, 2003, 1336-1337; (c) A. Jouaiti, M. W. Hosseini, N. Kyritsakas, P. Grosshans and J.-M. Planeix, *Chem. Commun.*, 2006, 3078-3080; (d) P. Larpent, A. Jouaiti, N. Kyritsakas and M. W. Hosseini, *Chem. Commun.*, 2013, **49**, 4468-4470; (e) N. Marets, V. Bulach and M. W. Hosseini, *New J. Chem.*, 2013, **37**, 3549-3558; (f) P. Larpent, A. Jouaiti, N. Kyritsakas and M. W. Hosseini, *Dalton Trans.*, 2014, **43**, 166-172; (g) P. Larpent, A. Jouaiti, N. Kyritsakas and M. W. Hosseini, *Dalton Trans.*, 2014, **43**, 2000-2006.
- (a) M. W. Hosseini, *Chem. Commun.*, 2005, 5825-5829; (b) S. Kitagawa, S.-i. Noro and T. Nakamura, *Chem. Commun.*, 2006, 701-707; (c) M. Andruh, *Chem. Commun.*, 2007, 2565-2577; (d) S. J. Garibay, J. R. Stork and S. M. Cohen, in *Progress in Inorganic Chemistry*, John Wiley & Sons, Inc., 2009, vol. 56, ch. 4, pp. 335-378; (e) S. A. Baudron, *CrystEngComm*, 2010, **12**, 2288-2295; (f) A. D. Burrows, *CrystEngComm*, 2011, **13**, 3623-3642; (g) G. Kumar and R. Gupta, *Chem. Soc. Rev.*, 2013, **42**, 9403-9453.
- J. Liu, L. Chen, H. Cui, J. Zhang, L. Zhang and C.-Y. Su, *Chem. Soc. Rev.*, 2014, **43**, 6011-6061.
- (a) R. D. Costa, E. Ortí, H. J. Bolink, F. Monti, G. Accorsi and N. Armadori, *Angew. Chem. Int. Ed.*, 2012, **51**, 8178-8211; (b) L. Flamigni, A. Barbieri, C. Sabatini, B. Ventura and F. Barigelletti, in *Top. Curr. Chem.*, eds. V. Balzani and S. Campagna, Springer Berlin Heidelberg, 2007, vol. 281, ch. 131, pp. 143-203.
- J.-F. Ayme, J. E. Beves, D. A. Leigh, R. T. McBurney, K. Rissanen and D. Schultz, *Nat Chem*, 2012, **4**, 15-20.
- S. Sprouse, K. A. King, P. J. Spellane and R. J. Watts, *J. Am. Chem. Soc.*, 1984, **106**, 6647-6653.
- Adapted from: L. L. Tinker, N. D. McDaniel, E. D. Cline and S. Bernhard, *Inorg. Synth.*, 2010, **35**, 168-173.
- O. Chepelin, J. Ujma, X. Wu, A. M. Z. Slawin, M. B. Pitak, S. J. Coles, J. Michel, A. C. Jones, P. E. Barran and P. J. Lusby, *J. Am. Chem. Soc.*, 2012, **134**, 19334-19337.
- A. L. Spek, *PLATON*, The University of Utrecht, Utrecht, The Netherlands, 1999.
- For example see (a) R. D. Costa, E. Ortí, H. J. Bolink, S. Graber, S. Schaffner, M. Neuburger, C. E. Housecroft and E. C. Constable, *Adv. Funct. Mater.*, 2009, **19**, 3456-3463; (b) T. Moriuchi, C. Katano and T. Hirao, *Chem. Lett.*, 2012, **41**, 310-312; (c) S. Ladouceur, D. Fortin and E. Zysman-Colman, *Inorg. Chem.*, 2010, **49**, 5625-5641; (d) F. Neve, M. La Deda, A. Crispini, A. Bellusci, F. Puntoriero and S. Campagna, *Organometallics*, 2004, **23**, 5856-5863.
- F. O. Garces, K. A. King and R. J. Watts, *Inorg. Chem.*, 1988, **27**, 3464-3471.
- (a) K. D. Glusac, S. Jiang and K. S. Schanze, *Chem. Commun.*, 2002, 2504-2505; (b) F. Lafolet, S. Welter, Z. Popovic and L. D. Cola, *J. Mater. Chem.*, 2005, **15**, 2820-2828; (c) K.-Y. Kim, R. T. Farley and K. S. Schanze, *J. Phys. Chem. B*, 2006, **110**, 17302-17304.
- (a) M. G. Colombo, A. Hauser and H. U. Guedel, *Inorg. Chem.*, 1993, **32**, 3088-3092; (b) Y. Ohsawa, S. Sprouse, K. A. King, M. K. DeArmond, K. W. Hanck and R. J. Watts, *J. Phys. Chem.*, 1987, **91**, 1047-1054.
- (a) A. Béziau, S. A. Baudron, D. Rasoloarison and M. W. Hosseini, *CrystEngComm*, 2014, **16**, 4973-4980; (b) A. Béziau, S. A. Baudron, G. Rogez and M. W. Hosseini, *Inorg. Chem.*, 2015, **54**, 2032-2039.
- (a) K. Jayaramulu, R. P. Narayanan, S. J. George and T. K. Maji, *Inorg. Chem.*, 2012, **51**, 10089-10091; (b) P. Wu, J. Wang, C. He, X. Zhang, Y. Wang, T. Liu and C. Duan, *Adv. Funct. Mater.*, 2012, **22**, 1698-1703.
- (a) Y.-T. Chen, C.-Y. Lin, G.-H. Lee and M.-L. Ho, *CrystEngComm*, 2015, **17**, 2129-2140; (b) M.-L. Ho, Y.-A. Chen, T.-C. Chen, P.-J. Chang, Y.-P. Yu, K.-Y. Cheng, C.-H. Shih, G.-H. Lee and H.-S. Sheu, *Dalton Trans.*, 2012, **41**, 2592-2600.

Journal Name

COMMUNICATION

Graphical Abstract



The combination of a Chiral-at-metal Ir(III) organometallic metallatecton with Cu(II) leads to the formation of a heterobimetallic (Ir,Cu) grid type 2D coordination network.