

ChemComm

Accepted Manuscript



This is an *Accepted Manuscript*, which has been through the Royal Society of Chemistry peer review process and has been accepted for publication.

Accepted Manuscripts are published online shortly after acceptance, before technical editing, formatting and proof reading. Using this free service, authors can make their results available to the community, in citable form, before we publish the edited article. We will replace this *Accepted Manuscript* with the edited and formatted *Advance Article* as soon as it is available.

You can find more information about *Accepted Manuscripts* in the [Information for Authors](#).

Please note that technical editing may introduce minor changes to the text and/or graphics, which may alter content. The journal's standard [Terms & Conditions](#) and the [Ethical guidelines](#) still apply. In no event shall the Royal Society of Chemistry be held responsible for any errors or omissions in this *Accepted Manuscript* or any consequences arising from the use of any information it contains.

COMMUNICATION

Development of a PtSn bimetallic catalyst for direct fuel cells using bio-butanol fuel

Cite this: DOI: 10.1039/x0xx00000x

V. K. Puthiyapura^a, D.J.L. Brett^b, A. E. Russell^c, W. F. Lin^{a*} and C. Hardacre^{a*}

Received 00th January 2012,

Accepted 00th January 2012

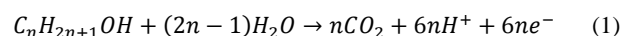
DOI: 10.1039/x0xx00000x

www.rsc.org/

Pt and PtSn catalysts were studied for n-butanol electro-oxidation at various temperatures. PtSn showed a higher activity towards butanol electro-oxidation compared to Pt in acidic media. The onset potential for n-butanol oxidation on PtSn is ~520 mV lower than that found on Pt, and significantly lower activation energy was found for PtSn compared with that for Pt.

Low molecular weight alcohols, such as methanol and ethanol, have been proposed as promising alternative fuels to H₂ in low-temperature fuel cells due to their liquid nature, high energy density,¹ low toxicity, availability and ease of handling.^{1a, 2} Methanol and ethanol are widely studied as fuels for direct alcohol fuel cells (DAFCs). Methanol is toxic, whereas ethanol is non-toxic and can be produced by fermentation of sugar. However, there is an on-going public debate on the ethics of utilizing food stocks for fuel production instead of nutrition.³ An alternate renewable source, which does not compete with food, is required for sustainable long-term energy production. Thus, second generation bio-fuels are proposed to be produced from non-food based biomass feedstock such as lignocellulose biomass (LCB).³⁻⁴ n-butanol (n-BtOH) is considered as a 2nd generation bio-fuel, with better infrastructure compatibility than ethanol; it has higher energy density, lower water adsorption, and better blending ability with gasoline than ethanol and is considered as a potential substitute for gasoline in automobile fuel³⁻⁴. Also, bio-butanol is non-poisonous, non-corrosive, biodegradable and does not lead to soil and water pollution.⁵ Multiple companies are working on the development of commercial scale bio-butanol production. For example, GreenBiologics UK,⁶ and Cobalt Technologies USA⁷ are involved in bio-butanol production. Butamax⁸, a joint venture between BP and DuPont, has developed technology to produce bio-butanol from food stock biomass⁸ and in the second phase, is planning to produce butanol from LCB^{8a}. Syntec Biofuels, Canada⁹, uses a thermo-chemical method to produce bio-butanol from waste biomass (municipal solid waste, agricultural and forestry wastes).

Although there are a significant number of studies examining small-chain alcohols, such as methanol and ethanol, as potential fuels for fuel cells, there are fewer studies on longer-chain alcohols such as butanol. On complete electro-oxidation, butanol can provide 24e⁻ per molecule compared to 12e⁻ and 6e⁻ for ethanol and methanol, respectively (Equation (1) for the general electro-oxidation of mono alcohols). However, increasing the number of carbon chain will increase the number of possible intermediates and complicate the reaction pathway.¹⁰



Butanol also has an advantage over shorter chain length alcohols in that the fuel cross-over through the electrolyte membrane, which is one of the major issues in DAFCs, will be reduced. Takky *et al*¹¹ studied butanol electro-oxidation on different electrodes (Pt, Au, Rh, Pd) in alkaline media. They have observed that n-butanol and iso-butanol show similar activity, whereas 2-butanol was less reactive. In contrast, ter-butanol was not oxidizable at all at room temperature. Only n-butanol and iso-butanol are produced from biomass feed stocks. Of the two, n-butanol appears to be the most promising as a potential fuel for DAFCs. In the work reported in this communication, the electro-oxidation of n-butanol is explored at both Pt and bimetallic PtSn electrocatalysts, building upon the previously published studies, which only described the monometallic catalyst.^{10a}

The electrochemical measurements were run using a home built water-jacket three-electrode cell at controlled temperatures using a Bio-Logic EC Lab SP-200 potentiostat connected to a PC with EC-Lab software. A Ag/AgCl in 3M NaCl (BASi, USA) (0.210 V vs. SHE at 25°C) reference electrode was used, and a Pt mesh (Goodfellow, UK) attached to a Pt wire (Mateck, Germany) was used as counter electrode. All potentials are reported with respect to Ag/AgCl - 3M NaCl unless otherwise specified. Pt was electro-deposited on a glassy carbon (GC) substrate (area = 0.38 cm²) from

5 mM H_2PtCl_6 + 0.1 M HCl aqueous solution and Sn was electro-deposited on the Pt from 1mM SnCl_2 + 0.5 M H_2SO_4 solution at a deposition potential of -0.210 V. The Sn coverage can be controlled by Sn deposition time; for example, the 25% Sn coverage can be achieved in 20 seconds. The electrodeposited Pt has 'cauliflower-like' spherical morphology and no significant morphology change occurred upon the Sn deposition on the Pt from the SEM analysis (ESI† Figures S1 and S2). The cyclic voltammogram (CV) of Pt showed characteristic features of polycrystalline Pt in acidic solution (ESI†, Figure S3) and the Pt active area (A_r) was calculated using Equation (2).

$$A_r = \frac{Q_H}{Q_H^o} \quad (2)$$

where Q_H is the charge for hydrogen desorption and Q_H^o is the charge required to oxidize a monolayer of hydrogen from Pt surface (0.21 mC cm^{-2}). The values of current were divided by A_r to provide the specific current density rather than the geometric current density so as to provide a better comparison of the true catalytic activity per surface site. Figure 1 shows the CV of Pt in n-butanol solution. The CV features of Pt in supporting acidic solution at the hydrogen adsorption/desorption potential region were inhibited in the CV of butanol containing solution indicating that some of the Pt surface sites were covered by the adsorbates of butanol. The current was negligible at lower potential during the positive going potential sweep (PGPS) and started to increase at potentials > 0.55 V. Two oxidation peaks were observed during the PGPS at ~0.73 V (peak a_1) and ~1.07 V (peak a_2). During the negative going potential sweep (NGPS), the current was positive till 0.70 V and below which a small cathodic peak appeared (peak c_1) followed by an oxidation peak at an onset potential of ~0.52 V and peak maximum at ~0.38 V (peak a_3).

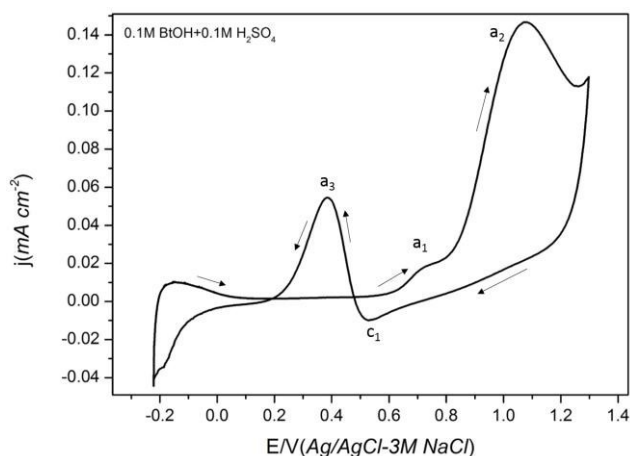


Figure 1. The cyclic voltammogram of Pt/GC in 0.1M *n*-BtOH + 0.1M H_2SO_4 solution. Scan rate 20 mV s^{-1} .

It is noted that the onset of *n*-butanol oxidation, peak a_1 , intersects with that of the water oxidation on Pt (ESI†, Figure S3) indicating that the formation of the surface OH_{ads} may facilitate *n*-butanol oxidation on Pt. Increasing the potential promotes the formation of surface OH_{ads} which in turn enhances the *n*-butanol

oxidation (peak a_2). However, at potentials >1.0 V the Pt surface is covered by the oxide species leading to a decrease in *n*-butanol oxidation current¹². The reduction of the oxide species during the NGPS allows fresh adsorption and oxidation of butanol giving peak a_3 .

At higher temperatures, a significant improvement in *n*-butanol oxidation was observed. An increase in current with a negative shift in the onset potential and a positive shift in the re-oxidation peak was observed with the increase in temperature (Figure 2). The activation energy (E_a) for the pure Pt in the *n*-butanol oxidation calculated from the Arrhenius plot ($\ln j$ vs $1/T$) was ~25 kJ mol^{-1} and ~15 kJ mol^{-1} at 0.70 V and 1.00 V, respectively (Figure 3a). A higher activation energy for the first anodic peak compared to the second anodic peak was reported in literature for alcohol oxidation reaction on Pt in acidic media.¹²⁻¹³

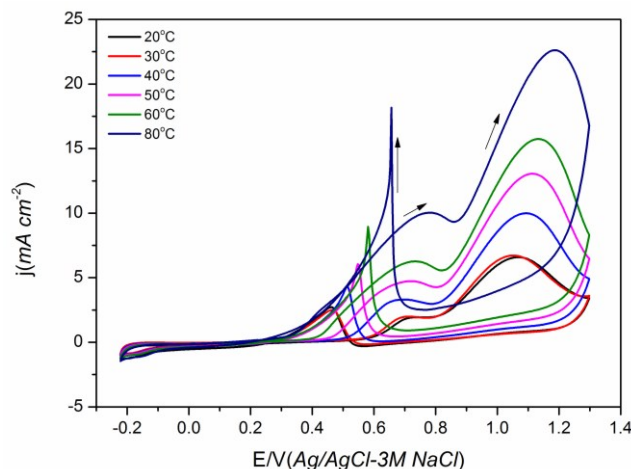


Figure 2. The cyclic voltammograms showing the effect of temperature on the butanol oxidation on Pt/GC electrode in 0.1M *n*-BtOH+0.1M H_2SO_4 solution. Scan rate 20 mV s^{-1} .

It is well-documented that addition of oxophilic metals such as Ru and Sn to Pt can promote surface oxidant OH_{ads} formation at lower potential. This is expected to enhance the alcohol oxidation through the bi-functional mechanism.¹⁴ PtRu is known to be the best catalyst for the methanol oxidation reaction, whilst PtSn has been reported to be the most active bimetallic catalyst for ethanol.^{10b,15,16}

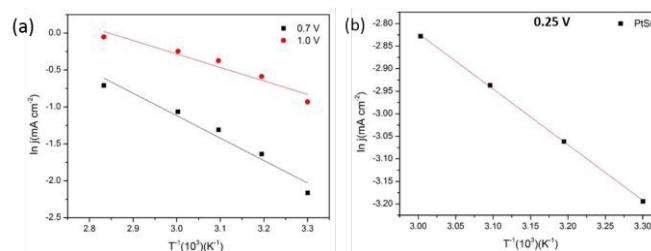


Figure 3. Arrhenius plots for (a) Pt in 0.1M *n*-BtOH+0.1M H_2SO_4 at 0.70 V and 1.00 V and (b) PtSn/GC in 0.1M *n*-BtOH+0.1M H_2SO_4 at 0.25 V ($\theta_{\text{Sn}} \sim 17\%$).

A PtSn electrode was prepared by electrochemical deposition of Sn on Pt/GC. The CVs of Pt and PtSn electrodes in 0.1M H_2SO_4 supporting electrolyte and *n*-butanol containing solutions are

compared in Figure 4. The upper potential in CV analysis was limited to 0.75 V in the case of the PtSn electrode in order to avoid any electro-dissolution of Sn at higher potentials¹⁷. The hydrogen adsorption/desorption region was suppressed on Sn addition due to the blockage of the Pt sites by Sn for hydrogen adsorption. The Sn coverage (θ_{Sn}) on Pt was calculated from the change in hydrogen desorption charge before and after the Sn deposition on Pt/GC according to Equation (3), where Q_H^{Sn} is the hydrogen desorption charge for the PtSn electrode and Q_H is the hydrogen desorption charge for Pt.^{10b,18} The θ_{Sn} calculated from the CV for the PtSn was ~25%.

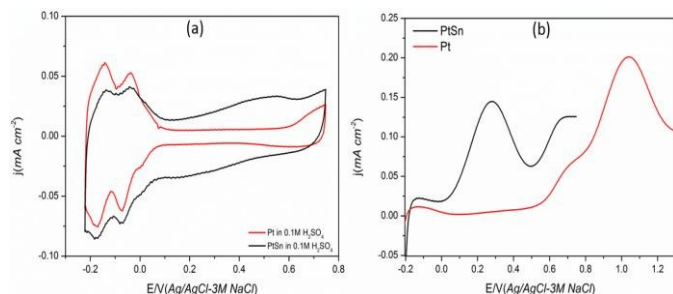


Figure 4. (a) Cyclic voltammograms of Pt and PtSn electrode in 0.1M H_2SO_4 and (b) PGPS voltammograms of Pt and PtSn in 0.1M n-BtOH + 0.1M H_2SO_4 . Scan rate 50 mV s^{-1} . Sn coverage (θ_{Sn}) ~25%.

For the PtSn in H_2SO_4 solution (see Fig. 4(a)), surface oxidation appears with an onset potential of ~0.10 V and peak potential at around 0.55 V indicating the oxidation of the adsorbed Sn.¹⁸ The hydrogen adsorption/desorption features are preserved for the PtSn electrodes but with reduced area.

Figure 4(b) compares the PGPS voltammograms of the Pt and PtSn electrodes in 0.1 M n-BtOH + 0.1 M H_2SO_4 . The Pt shows the characteristic features in acid¹⁹ with a n-BtOH oxidation onset potential of ~0.55 V. A similar onset potential was reported in literature for n-butanol oxidation on Pt in acidic media.^{1a} However, for the PtSn electrode, a pre-peak at ~0.27 V (onset potential at ~0.03 V) was observed before the a_1 peak on Pt. This peak was only observed in the n-butanol containing solution only, indicating that the peak originated from butanol oxidation. This was further confirmed by adding butanol gradually to the sulphuric acid supporting electrolyte while running the CV and the pre-peak appears only when butanol is added to the acidic solution. In fact, Sn coverage of 10-30% was found to be optimum (ESI, Figure S4). At higher Sn coverage ($\theta_{Sn} > 40\%$), the butanol oxidation peak a_1 was found to be suppressed significantly (ESI, Figure S5). Since this pre-peak appears in a potential region far below PtOH/PtO_x formation, the active oxygen species for the n-butanol oxidation must originate from the Sn and is probably due to the low onset potential for OH formation on Sn observed previously.^{10b,14, 20}

$$\theta_{Sn} = \frac{Q_H - Q_H^{Sn}}{Q_H} \quad (3)$$

It is to be noted that onset potential for n-butanol oxidation on PtSn is significantly lower than that at Pt (~520 mV lower). Also the current density of the pre-peak was ~ 2-3 times higher than peak a_1 on pure Pt showing the addition of Sn facilitates the oxidation reaction. The E_a calculated at 0.25 V for the PtSn was ~11 kJ mol⁻¹ (Figure 3b, ESI† Figure S3) which is significantly lower than that at peak a_1 on pure Pt (25 kJ mol⁻¹). Takky *et al*^{11c} reported an E_a of 11.7 and 14.2 kJ mol⁻¹ for n-butanol oxidation on Pt in alkaline media at potentials of 0.39 V and 0.29 V, respectively. It should be noted that in alkaline medium the Pt could be covered by OH_{ads} even at low potentials and thus resembles our PtSn system. The lower E_a on PtSn at lower potential may be attributed to an increase in the effectiveness of the dissociative adsorption and oxidation of n-butanol at the PtSn catalyst electrode²¹.

In order to have an understanding of the oxidation pre-peak behaviour with other alcohol molecules, PtSn for ethanol (EtOH) and iso-butanol (iso-BtOH) (ESI† Figure S6) were compared with that of n-butanol. The pre-peak was also present in both iso-BtOH and EtOH solution. It is interesting to note that even though the onset and half wave potentials of ethanol oxidation²² (~0.40 V and ~0.56 V, respectively) and n-butanol oxidation (~0.55 V and ~0.64 V) were different on pure Pt, the onset and half wave potentials for all alcohols were the same for PtSn (~0.02 V and ~0.16-0.20 V respectively) (Table 1). This result is significant as it indicates that on PtSn the oxidation is initiated and determined by the water oxidation on Sn, rather than on the nature of the molecule. González *et al*²³ observed that alcohols with H atoms on the β carbon can be oxidized on PtSn electrodes at lower potential than on monometallic Pt electrode. They proposed that H abstraction from α and β carbon could lead to the formation of a stabilizing enol structure, which could convert to aldehyde. This conversion would be facilitated by the OH/O-rich PtSn surface as the attack on enol by adsorbed H₂O could easily form a hydrated aldehyde.²³

Table 1. The onset potential and half wave potential/ $E_{1/2}$ (in parenthesis) of Pt and PtSn in 0.1M alcohol+0.1M H_2SO_4 solution at room temperature.

Catalyst	Onset potential and ($E_{1/2}$)/V		
	Butanol	iso-Butanol	Ethanol
Pt	~0.55 (~0.64)	~0.55 (~0.62)	~0.40 (~0.56)
PtSn	~0.03 (~0.16)	~0.03 (~0.16)	~0.03 (~0.20)

In conclusion, significantly higher activity of a PtSn bimetallic catalyst for n-butanol electro-oxidation in acidic media compared to pure Pt has been clearly demonstrated. On addition of Sn, a distinguishable oxidation pre-peak was observed at a much lower onset potential for PtSn compared to those for Pt. This has been attributed to facile formation of OH_{ads} at lower potentials on Sn. These results suggest that PtSn could be an effective catalyst for n-butanol electro-oxidation in direct alcohol fuel cells.

The authors acknowledge the financial support from the EPSRC (EP/K014706/1).

Notes and references

^a Centre for the Theory and Application of catalysis (CenTACat), School of Chemistry and Chemical Engineering, Queens University of Belfast, Belfast- BT95AG, United Kingdom.

Email: w.lin@qub.ac.uk; c.hardacre@qub.ac.uk

^b Electrochemical Innovation Lab, Department of Chemical Engineering, University College London, Torrington Place, London WC1E 7JE, United Kingdom.

^c Department of Chemistry, University of Southampton, High field, Southampton- SO17 1BJ, United Kingdom.

† Electronic Supplementary Information (ESI) available: [details of any supplementary information available should be included here]. See DOI: 10.1039/c000000x/

- 1(a) C. Lamy, E. M. Belgsir and J. M. Léger, *Journal of Applied Electrochemistry*, 2001, **31**, 799; (b) A. Brouzgou, F. Tzorbatzoglou and P. Tsiakaras, in *Energetics (IYCE), Proceedings of the 2011 3rd International Youth Conference on*, 2011, pp. 1-6.
- 2 Z. X. Liang and T. S. Zhao, *Catalysts for Alcohol-fuelled Direct Oxidation Fuel Cells*, Royal Society of Chemistry, 2012.
- 3 P. Dürre, *Biotechnology Journal*, 2007, **2**, 1525.
- 4 L. Tao, X. He, E. C. D. Tan, M. Zhang and A. Aden, *Biofuels, Bioproducts and Biorefining*, 2014, **8**, 342.
- 5 P. Patakova, D. Maxa, M. Rychtera, M. Linhova, P. Fribert, Z. Muzikova, J. Lipovsky, L. Paulova, M. Pospisil and G. S. a. K. Melzoch, in *Biofuel's Engineering Process Technology*, ed. M. A. D. S. Bernardes, InTech, 2011.
- 6 Green Biologics Ltd (GBL), <http://www.greenbiologics.com/index.php>, Accessed February 2015.
- 7 Cobalt Technologies, <http://www.cobalttech.com/technology.html>, Accessed February 2015, 2015.
- 8(a) L. Butamax™ Advanced Biofuels, BP and DuPont, 2010; (b) Butamax™, <http://www.butamax.com/>, Accessed February 2015.
- 9 Syntec Biofuel Inc, <http://www.syntecbiofuel.com/index.php>, Accessed February 2015, 2015.
- 10(a) N. H. Li and S. G. Sun, *J. Electroanal. Chem.*, 1997, **436**, 65; (b) J. M. Jin, T. Sheng, X. Lin, R. Kavanagh, P. Hamer, P. Hu, C. Hardacre, A. Martinez-Bonastre, J. Sharman, D. Thompsett and W. F. Lin, *Phys. Chem. Chem. Phys.* 2014, **16**, 9432; (c) Z. G. Shao, F. Y. Zhu, W. F. Lin, P. A. Christensen, H. M. Zhang and B. L. Yi, *J. Electrochem. Soc.* 2006, **153**, A1575.
- 11(a) D. Takky, B. Beden, J. M. Leger and C. Lamy, *Journal of Electroanalytical Chemistry and Interfacial Electrochemistry*, 1988, **256**, 127; (b) *Journal of Electroanalytical Chemistry and Interfacial Electrochemistry*, 1983, **145**, 461; (c) D. Takky, B. Beden, J.-M. Leger and C. Lamy, *Journal of Electroanalytical Chemistry and Interfacial Electrochemistry*, 1985, **193**, 159.
- 12 C.-G. Lee, M. Umeda and I. Uchida, *Journal of Power Sources*, 2006, **160**, 78.
- 13 S. N. Raicheva, M. V. Christov and E. I. Sokolova, *Electrochimica Acta*, 1981, **26**, 1669.
- 14 S. S. Gupta, S. Singh and J. Datta, *Materials Chemistry and Physics*, 2009, **116**, 223.
- 15(a) J. Flórez-Montaño, G. García, J. L. Rodríguez, E. Pastor, P. Cappellari and G. A. Planes, *Journal of Power Sources*, 2015, **282**, 34; (b) Z. D. Wei, L. L. Li, Y. H. Luo, C. Yan, C. X. Sun, G. Z. Yin and P. K. Shen, *The Journal of Physical Chemistry B*, 2006, **110**, 26055.
- 16 F. Vigier, C. Coutanceau, F. Hahn, E. M. Belgsir and C. Lamy, *Journal of Electroanalytical Chemistry*, 2004, **563**, 81.
- 17 H. Li, G. Sun, L. Cao, L. Jiang and Q. Xin, *Electrochimica Acta*, 2007, **52**, 6622.
- 18 E. Lamy-Pitara, L. E. Ouazzani-Benhima, J. Barbier, M. Cahoreau and J. Caisso, *Journal of Electroanalytical Chemistry*, 1994, **372**, 233.

- 19 D. R. Lowde, J. O. Williams and B. D. McNicol, *Applications of Surface Science*, 1978, **1**, 215.
- 20 S. Beyhan, C. Coutanceau, J.-M. Léger, T. W. Napporn and F. Kadırgan, *International Journal of Hydrogen Energy*, 2013, **38**, 6830.
- 21 S. Sen Gupta, S. Singh and J. Datta, *Materials Chemistry and Physics*, 2010, **120**, 682.
- 22 H. Razmi, E. Habibi and H. Heidari, *Electrochimica Acta*, 2008, **53**, 8178.
- 23 M. J. González, C. T. Hable and M. S. Wrighton, *The Journal of Physical Chemistry B*, 1998, **102**, 9881.