

# ChemComm

Accepted Manuscript



This is an *Accepted Manuscript*, which has been through the Royal Society of Chemistry peer review process and has been accepted for publication.

*Accepted Manuscripts* are published online shortly after acceptance, before technical editing, formatting and proof reading. Using this free service, authors can make their results available to the community, in citable form, before we publish the edited article. We will replace this *Accepted Manuscript* with the edited and formatted *Advance Article* as soon as it is available.

You can find more information about *Accepted Manuscripts* in the [Information for Authors](#).

Please note that technical editing may introduce minor changes to the text and/or graphics, which may alter content. The journal's standard [Terms & Conditions](#) and the [Ethical guidelines](#) still apply. In no event shall the Royal Society of Chemistry be held responsible for any errors or omissions in this *Accepted Manuscript* or any consequences arising from the use of any information it contains.



Journal Name

COMMUNICATION

## Stereoselective formation of coordination polymers with 1,4-diaminonaphthalene on various Cu substrates

Marek Knor,<sup>a,b</sup> Hong-Ying Gao,<sup>\*a,b</sup> Saeed Amirjalayer,<sup>a,b</sup> Armido Studer,<sup>c</sup> Hongjun Gao,<sup>d</sup> Sixuan Du and Harald Fuchs<sup>a,b,e</sup>

Received 00th January 20xx,  
Accepted 00th January 20xx

DOI: 10.1039/x0xx00000x

www.rsc.org/

**Polymerization of 1,4-diaminonaphthalene on various Cu substrates resulting in stereoselectively well-defined metal-organic coordination polymers is reported. By using different crystallographic planes (111), (110) and (100) of a Cu substrate the structure of the resulting coordination polymer was controlled.**

On surface polymerization has recently been used as an efficient method for the preparation of well defined, novel types of polymers directly at a surface. Many contributions in this area deal with on-surface covalent carbon-carbon or carbon-nitrogen bond formation.<sup>1</sup> In addition, this approach has also been successfully applied to the formation of metal-organic polymers containing carbon-metal<sup>2</sup> or nitrogen-metal coordination bonds.<sup>3</sup> In the latter cases, a metal atom is either added to or extracted from the surface during polymerization. It is well known that the surface is not static (especially above room temperature) and some of the metal atoms can be readily pulled out from the surface and be ligated by the organic adsorbate.<sup>4</sup> Metal-organic coordination polymers are highly interesting because they show unique properties. Considering structural properties, either 3D or 2D coordination frameworks can be constructed at the surface. Moreover, such surface adsorbed coordination networks reveal interesting catalytic,<sup>5</sup> magnetic<sup>6</sup> and electric<sup>7</sup> properties. It is obvious, that all these properties are influenced and controlled by the structure and geometry of the coordination polymer. Another aspect is that the electronic configuration of the coordination center (metal atom) in such networks is not readily predictable. The metal can have different

oxidation states and charges because the surface is working as an electron reservoir which can interact with the organometallic complex at the surface.<sup>8</sup> In specific cases the electronic configuration of the complex at the surface is different as compared to its electronic state in solution and in solid state. For example, Cu adatom on a Cu (111) substrate can be negatively charged when it is bonded to a cyano group.<sup>4d</sup> It is obvious that complex interacting with a substrate might show different catalytic activity. Therefore, understanding the geometry of coordination systems at a surface within the 2D network and also its interaction with the substrate is of great importance for future application of these systems, for example in catalysis. Here, we report the effect of the substrate reconstitution on the final geometry of the coordination network and show that different crystallographic structures of a same metal (in this case Cu) control the stereochemistry of the polymerization leading to coordination polymers with different relative configurations.

**Polymerization of 1,4-diaminonaphthalene at Cu (111)**  
Evaporation of 1,4-diaminonaphthalene (DAN) at the Cu (111) substrate at room temperature leads to formation of monolayers where the organic molecules are randomly distributed showing different orientations on surface. The random orientation of DANs indicates that the interaction between the organic molecules is weaker than the one between DANs and the Cu-substrate. After heating of the sample to 390K most of the molecules just desorbed but we also observed the formation of some dimers which were found to be very mobile at the surface under the applied conditions. These dimers and remaining monomers, upon further heating of the surface to 400K started to form longer oligomers. This process was slow and not very efficient due to low concentration of monomers and dimers caused by the competing thermal desorption. Better results were obtained by depositing DANs directly at a hot Cu (111) surface. This process allowed the desorbed diaminonaphthalenes to be continuously recharged to the surface which can diffuse and react with oligomers leading to further growth of the polymers (fig. 1a). By using this set up oligomers with a chain length of up to 20 nm were formed. It is clearly visible from the STM images that most polymers grew along one of the three main crystallographic axis of the substrate. The Cu

<sup>a</sup> Center for Nanotechnology, Heisenbergstraße 11, 48149 Münster, Germany.

<sup>b</sup> Physikalisches Institut, Westfälische Wilhelms-Universität, Wilhelm-Klemm-Straße 10, 48149 Münster, Germany.

<sup>c</sup> Organisch-Chemisches Institut, Westfälische Wilhelms-Universität, Corrensstraße 40, 48149 Münster, Germany.

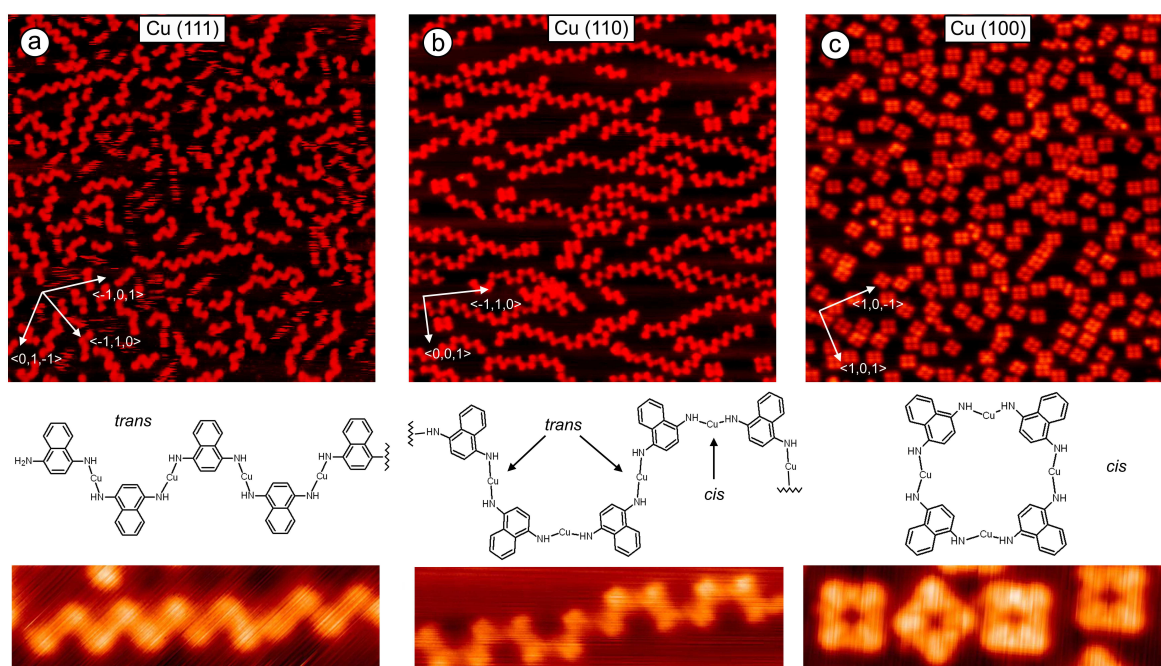
<sup>d</sup> Institute of Physics, Chinese Academy of Sciences, Beijing 100190, China.

<sup>e</sup> Institute for Nanotechnology, Karlsruhe Institute of Technology, 76344 Karlsruhe, Germany.

† We would like to thank the Deutsche Forschungsgemeinschaft (TRR 61, project B3) for financial support.

E-mail: mknor\_01@uni-muenster.de; gaoh@uni-muenster.de; fuchsh@uni-muenster.de.

Electronic Supplementary Information (ESI) available: [details of any supplementary information available should be included here]. See DOI: 10.1039/x0xx00000x



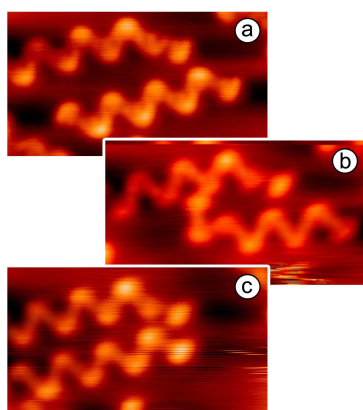
**Figure 1.** Polymers formed after deposition of DAN at a hot Cu (111) substrate (a) 45 x 45 nm<sup>2</sup>, Cu (110) substrate (b) 45 x 45 nm<sup>2</sup> and Cu (100) substrate (c) 45 x 45 nm<sup>2</sup>. STM pictures a-c: -2 V, 10 pA. Below proposed chemical structures of the dominant polymers fractions for each substrate and zoom in of the corresponding single chains.

N bond in the Cu-complex was found to be very stable. The amino ligands are *trans*-oriented to each other as a naphthyl-NH-Cu-NH-naphthyl complex. Note that dehydrogenation in amines is known to occur at Cu (111) and at Au (111) substrate.<sup>9</sup> Importantly, while in solution bisamino-Cu bonds can rotate around the Cu-N-bond, due to van-der-Waals interactions with the substrate free rotation is suppressed at the Cu surface. Therefore, Cu-amino complexes can be formed as different stereoisomers at Cu. Guided by the *cis/trans*-nomenclature to describe alkene geometry, we herein also use the *trans* and *cis* terminology to specify the surface adsorbed bisamino-Cu-complexes. In the *trans*-isomer, the protons of the amino ligands are *trans*-oriented to each other whereas in the *cis*-complex the protons of the amino ligands are oriented in *cis* configuration to each other. As the major oligomeric structure formed on a hot Cu (111) surface we found an all *trans*-configured coordination polymer revealing that oligomerization occurred with high *trans*-selectivity. The stability of the coordination polymers is remarkably high. Chains could be mechanically manipulated by the STM tip without losing their shape (fig. 2a-c). The interaction of a Cu built-in atom of the oligomer with the N atom is much stronger than that with metal substrate. For example, an oligomer containing 7 Cu atoms was readily manipulated by pushing from one edge without destroying the polymeric structure. This means that the weakest bond in the system (likely the Cu-N bond) is much stronger than the interaction of the all oligomer with its 7 Cu atoms with the substrate. A strong interaction within the oligomers and weak interaction of the oligomer with the substrate gives also the possibility to elastically bend the coordination bonds (fig. 2b). It was interesting, that after manipulation the oligomer returned to its original lowest energy structure revealing shape memory behavior (fig. 2c).

**Polymerization of 1,4-diaminonaphthalene at Cu (110).** When DAN

molecules were deposited on Cu (110) at room temperature in vacuum they form well-ordered structures where the organic molecules interact via hydrogen bonding. Heating of the substrate to 420K leads to desorption of most DANs, but some of the molecules formed short oligomers. As for the Cu (111) case discussed above, better results were achieved when the organic molecules were directly deposited on a hot Cu (110) surface. Polymer chains were formed, but interestingly, the shape of most oligomers differ significantly from the shape obtained for DAN-polymerization at Cu (111) where most of the polymers were generated with *trans*-configuration leading to a zig-zag type shape of the chain. However, at Cu (110) the largest part of the monomers is connected with alternating *trans-cis-trans-cis* relative configuration providing a U-shape type structure (fig. 1b). One can clearly identify a minor fraction which polymerized with *trans*-configuration leading to a zig-zag-type oligomer.

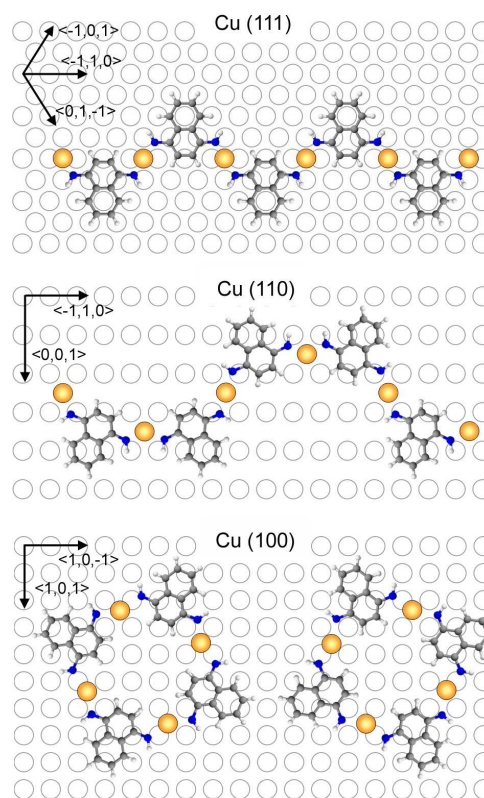
**Polymerization of 1,4-diaminonaphthalene at Cu (100).** DAN monomers were deposited at room temperature at Cu (100) providing a submonolayer with random distribution of the molecules. DAN did not form ordered or well packed islands. Differences in self-assembled monolayers between Cu (111), Cu (110) and Cu (100) are caused by different periodicity and symmetry of these surfaces. Heating of the substrate containing physisorbed DAN molecules to 390K provided tetramers with rectangular shape at high yield (fig. 1c). The build-up of cyclic tetramers is a result of a highly diastereoselective all-*cis*-amino-Cu-complex formation. The suggested chemical structure is shown below. For comparison with the Cu (111) and Cu (110) cases we also deposited DANs directly at a hot Cu (100) surface. For this substrate the hot and cold deposition procedures afforded similar results. Only a small amount of the molecules was desorbed during heating, likely due to faster reaction and also due to stronger interaction of



**Figure 2.** Sequence of STM pictures showing manipulation of the DAN-Cu polymer by STM tip. a) All-trans coordination polymers. b) Bent oligomer after pushing with the tip from one edge. c) Manipulation of single chain and return to the original shape after manipulation. Pictures: -2 V, 20 pA, manipulation: -2 V, 500 pA.

the monomer with the Cu substrate. To a small extent, the formation of cyclic tetramers was also observed at previous Cu (110) substrate (fig. 1b). To get a better picture on the selectivity of DAN oligomerization as a function of the substrate, we analyzed the number of trans and cis configured naphthylNH-Cu-NHnaphthyl complexes extracted from various STM pictures which allowed us to gain statistical information on the trans/cis-selectivity as a function of the Cu substrate. On Cu (111) surface trans-configured bisamino-Cu-complexes occurred with 85% abundance. A near complete cis-selectivity was observed for Cu (100) where almost all complexes (99%) were formed as cis-isomers. Cu (110) results in an intermediate state with the trans to cis complexes in a 66% to 34% ratio.

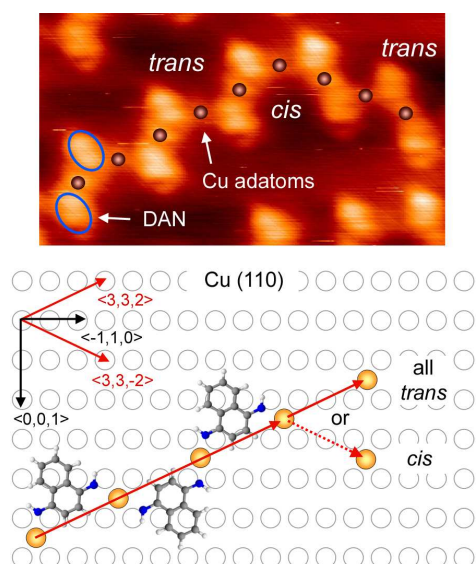
**Theoretical investigations.** Based on STM data we proposed possible configurations of the various Cu-DAN-oligomers (fig. 3), which were in good agreement with the experimentally observed structures. In the all-trans-configured oligomer identified as a zig/zag-shaped system on Cu (111), the Cu-adatoms are lined up with a calculated distance of 0,75 nm which is in very good agreement with the experimentally determined value (0,75 nm). Metal atom chains are parallel to the three main symmetry axes ( $\langle 0,1,-1 \rangle$ ,  $\langle -101 \rangle$ , and  $\langle -110 \rangle$ ) of the Cu (111) substrate which forms of polymer mostly parallel to this three directions (see main chains on fig. 1c). This also fit in to theoretical model because structure can be easily rotated by  $60^\circ$  to get this same adsorption geometry. For the Cu (110) substrate the experimentally observed U-shape oligomer occurred with some zig/zag shape oligomer similar to previous structure. In this case, the Cu-adatoms appear highly regular in 0,79 nm distance from each other and form a zig/zag relative arrangement. In some cases all metal adatoms can lie in line along  $\langle 3,3,2 \rangle$  axes or its mirror direction  $\langle 3,3,-2 \rangle$  marked by red arrows (fig. 4). When all Cu adatoms are parallel to this axes then it effects only trans substitution of the DAN molecules. When adsorption of the adatoms is not linear and it changes between this axes (dotted arrow) then it causes substitution of next DAN molecule in cis configuration. This substitution and growth mechanism are random which is clearly visible at large area (fig. 1b) and it fits well to the proposed model. Cis substitution can only occur parallel to the  $\langle -1,1,0 \rangle$  direction when two DAN molecules



**Figure 3.** Adsorption geometry of DAN-Cu polymer at different Cu substrate planes.

are mirrored in  $\langle 0,0,1 \rangle$  axes. Interestingly, whereas for the trans-configuration the Cu-adatom lies in line in the middle of the two N-atoms of the amino ligand (angle N-Cu-N =  $180^\circ$ ), in the cis-configured complex the N-Cu-N angle is smaller ( $120^\circ$ ). This bending of the complex leads to an oligomeric structure where all distances between the Cu-adatoms are very similar (theory: 0,79 nm, experiment: 0,81 nm) with main trans-cis-trans-cis alternating configurations. A smaller angle ( $150^\circ$ ) was also observed for the cis-complexes on Cu (100) where also theory predicts the rectangular tetrameric structures. In this case there are two theoretical configurations on the surface which are their mirror reflection (mirror plane is parallel to one of the symmetry axes of the substrate  $\langle 1,0,-1 \rangle$  or  $\langle 1,0,1 \rangle$ ). Counting both of these configurations on several pictures gives 50:50 ratio and information that energy of adsorption and geometry at the substrate is exactly the same which is in very good agreement with the proposed structure. Also the distance between Cu adatoms is in good agreement with theoretical model (theory: 0,85 nm, experiment: 0,9 nm). Comparing optimal temperatures for the reaction we discovered that reaction can easily occur at Cu (111) and Cu (100) substrate (390-400 K). Creation of the polymers at Cu (110) surface need 20K higher temperature. Probably it is caused by higher stability of Cu atom in subsurface region and higher energy of its diffusion which is necessary to create longer polymer chains.

**In summary** we observed that different crystallographic planes of this same substrate [Cu (111), Cu (110) and Cu (100)] can influence for the nature of polymers. Growing of the polymer at Cu (111) substrate provides mostly to trans conformation while Cu (100)



**Figure 4.** All-trans adsorption geometry of DAN-Cu polymer at Cu (110) substrate plane. Red arrows indicates possible places of adsorption Cu adatoms in vacancy along one of the crystallographic directions  $\langle 3,3,2 \rangle$  or  $\langle 3,3,-2 \rangle$ .

gives only cis conformation. Cu (110) have both of these properties and trans and cis conformation can exist on the surface with random distribution or also regular trans-cis-trans-cis order. This strong selectivity of the crystallographic plane of Cu- surface orientations with respect to the final product structures can be helpful to optimize catalytic processes and isomerization at surfaces. We also showed by manipulation of the polymer chains that coordination bonded systems N-Cu-N are very stable when metal atoms are extracted from the surface while the interaction of them with the metal substrate is weak (compared to the interaction in polymer chain).

**In summary** we observed that different crystallographic planes of this same substrate [Cu (111), Cu (110) and Cu (100)] can influence for the nature of polymers. Growing of the polymer at Cu (111) substrate provides mostly to trans conformation while Cu (100) gives only cis conformation. Cu (110) have both of these properties and trans and cis conformation can exist on the surface with random distribution or also regular trans-cis-trans-cis order. This strong selectivity of the crystallographic plane of Cu- surface orientations with respect to the final product structures can be helpful to optimize catalytic processes and isomerization at surfaces. We also showed by manipulation of the polymer chains that coordination bonded systems N-Cu-N are very stable when metal atoms are extracted from the surface while the interaction of them with the metal substrate is weak (compared to the interaction in polymer chain)

## References

- (a) Cai, J.; Ruffieux, P.; Jaafar, R.; Bieri, M.; Braun, T.; Blankenburg, S.; Muoth, M.; Seitsonen, A.P.; Saleh, M.; Feng, X.; Mullen, K.; Fasel, R.; Nature 2010, 466, 470-473. (b) Perepichka, D. F.; Rosei, F. Science 2009, 323, 216-217. (c) Matena, M.; Riehm, T.; Stähr, M.; Jung, T. A.; Gade, L.H.; Angew. Chem., Int. Ed. 2008, 47, 2414-2417. (d) Marele, A. C.; Mas-Ballesté, R.; Terracciano, L.; Rodríguez-Fernández, J.; Berlanga, I.; Alexandre, S. S.; Otero, R.; Gallego, J. M.; Zamora, F.; Gómez-Rodríguez, J. M. Chem. Commun. 2011, 48, 6779-6781. (e) Treier, M.; Richardson, N. V.; Fasel, R.; Am. Chem. Soc. 2008, 130, 14054-14055. (f) Zhang, I.Q.; Kepcija, N.; Kleinschrodt, M.; Diller, K.; Fischer, S.; Papageorgiou, A.C.; Allegretti, F.; Bjork, J.; Klyatskaya, S.; Klappenberger, F.; Ruben, M.; Barth, J.V.; Nature Comm 2012, 3, 1286. (g) Zhong, D.; Franke, J.H.; Podiyanchari, S.K.; Blomker, T.; Zhang, H.; Kehr, G.; Erker, G.; Fuchs, H.; Chi, L.; Science 2011, 334, 6053, 213-216. (h) Lipton-Duffin, J.A.; Ivasenko, O.; Perepichka, D.F.; Rosei, F.; Small 2009, 5, 592-597. (i) Ciesielski, A.; El Garah, M.; Haar, S.; Kovaricek P.; Lehn, J.M.; Samori, P.; Nature Chemistry 2014, 6, 101-1023.
- (a) Haq, S.; Franke, F.; Dyer, M.S.; Persson, M.; Iavicoli, P.; Amabilino, D.B.; Raval, R.; J. Am. Chem. Soc. 2011, 133, 12031-12039. (b) Bieri, M.; Blankenburg, S.; Kivala, M.; Pignedoli, C.A.; Ruffieux, P.; Mullen, K.; Fasel, R.; Chem. Commun. 2011, 47, 10239-10241. (c) Li, Q.; Owens, J.R.; Han, C.; Sumpter, B.G.; Lu, W.; Bernholc, J.; Meunier, M.; Maksymovych, P.; Fuentes-Cabrera, M.; Pan, M.; Scientific Reports 2013, 3, 2102, 1-6. (d) Zhang, H.; Franke, J.H.; Zhong, D.; Li, Y.; Timmer A.; Arado O.D.; Monig, H.; Wang, H.; Chi, L.; Wang, Z.; Mullen, K.; Fuchs, H.; Small 2014, 10, 7, 1361-1368. (e) Eichhorn, J.; Strunskus, T.; Rastgoo-Lahrood, A.; Samanta, D.; Schmittel, M.; Lackinger, M.; Chem. Commun. 2014, 5, 7680-7682...
- (a) Kuhne, D.; Klappenberger, F.; Decker, R.; Schlickum, U.; Brune, H.; Klyatskaya, S.; Ruben, M.; Barth, J.V.; J. Am. Chem. Soc. 2009, 131, 3881-3883. (b) Marschall, M.; Reichert, J.; Weber-Bargioni, A.; Seufert, K.; Auwärter, W.; Klyatskaya, S.; Zoppellaro, G.; Ruben, M.; Barth, J.V.; Nature Chem. 2010, 2, 131-137. (c) Liu, J.; Lin, T.; Shi, Z.; Xia, F.; Dong, L.; Liu, P.N.; Lin, N.; J. Am. Chem. Soc. 2011, 133, 18760-18766. (d) Heim, D.; Ecija, D.; Seufert, K.; Auwärter, W.; Aurisicchio, C.; Fabbro, C.; Bonifazi, D.; Barth, J.V.; J. Am. Chem. Soc. 2010, 132, 6783-6790. (e) Schlickum, U.; Decker, F.; Klappenberger, F.; Zoppellaro, G.; Klyatskaya, S.; Ruben, M.; Silanes, I.; Arnau, A.; Kern, K.; Brune, H.; Barth, J.V.; Nano Lett. 2007, 7, 12, 3813-3817. (f) Langner, A.; Tait, S.L.; Lin, N.; Rajaduari, C.; Ruben, M.; Kern, K.; PNAS 2007, 104, 46, 17927-17930.
- (a) Barth, V.; Weckesser, J.; Lin, N.; Dmitriev, A.; Kern, K.; Appl. Phys. A, 2003, 76, 645-652. (b) Kautz, N.A.; Kandel, S.A.; J. Am. Chem. Soc. 2008, 130 (22), 6908-6909. (c) Li, F.; Tan, L.; Zhou, W.; Guo, Q.; J. Am. Chem. Soc. 2010, 132, 13056-13063. (d) Pawlin, G.; Wong, K.L.; Kim, D.; Sun, D.; Bartels, L.; Hong, S.; Rahman, T.S.; Carp, R.; Marsella, M.; Angew. Chem., Int. Ed. 2008, 47, 8442-8445.
- Grumell, D.; Wurster, B.; Stepanow, S.; Kern, K.; Nature Commun. 2013, 4, 2904.
- (a) Abdurakhmanova, N.; Tseng, T.C.; Langner, A.; Kley, C.S.; Sessi, V.; Stepanov, S.; Kern, K.; Phys. Rev. Lett. 2013, 110, 027202. (b) Gambardella, P.; Stepanow, S.; Dimitriev, A.; Honolka, J.; de Groot, F.M.F.; Lingenfelder, M.; Gupta, S.; Sarma, D.D.; Bencok, P.; Stanescu, S.; Clair, S.; Pons, S.; Lin, N.; Seitsonen, A.P.; Brune, H.; Barth, J.V.; Kern, K.; Nature Materials 2009, 8, 189-193.
- Bartels, L.; Nature Chem. 2010, 2, 87-95.
- Vitali, L.; Levita, G.; Ohmann, R.; Comisso, A.; De Vita, A.; Kern, K.; Nature Materials 2010, 9, 320-323.
- (a) Stohr, M.; Wahl, M.; Galka, C.H.; Riehm, T.; Jung, T.A.; Gade, L.H.; Angew. Chem. Int. Ed. 2005, 44, 7394-7398. (b) Kong, H.; Sun, Q.; Wang, L.; Tan, Q.; Zhang, C.; Sheng, H.; Xie, W.; ACS Nano 2014, 8, 2, 1804-1808.