

ChemComm

Accepted Manuscript



This is an *Accepted Manuscript*, which has been through the Royal Society of Chemistry peer review process and has been accepted for publication.

Accepted Manuscripts are published online shortly after acceptance, before technical editing, formatting and proof reading. Using this free service, authors can make their results available to the community, in citable form, before we publish the edited article. We will replace this *Accepted Manuscript* with the edited and formatted *Advance Article* as soon as it is available.

You can find more information about *Accepted Manuscripts* in the [Information for Authors](#).

Please note that technical editing may introduce minor changes to the text and/or graphics, which may alter content. The journal's standard [Terms & Conditions](#) and the [Ethical guidelines](#) still apply. In no event shall the Royal Society of Chemistry be held responsible for any errors or omissions in this *Accepted Manuscript* or any consequences arising from the use of any information it contains.

Cite this: DOI: 10.1039/coxx00000x

www.rsc.org/xxxxxx

ARTICLE TYPE

Pd-Catalyzed Carbonylative Cycloamidation of Ketoimines for Synthesis of Pyrido [1, 2-a] Pyrimidin-4-Ones **

Ying Xie, Tengfei Chen, Shaomin Fu, Huanfeng Jiang, and Wei Zeng*

Received (in XXX, XXX) Xth XXXXXXXXXX 20XX, Accepted Xth XXXXXXXXXX 20XX

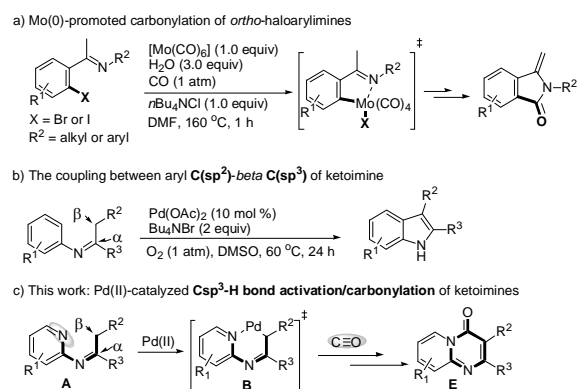
DOI: 10.1039/b000000x

Introduction

Transition metal-catalyzed carbonylation of organic molecules such as aryl halides,¹ alkenes² and alkynes³ etc, provides a powerful tool to construct carbon-carbon and carbon-heteroatom bonds. Among the various carbonylations, chelation-assisted C-H functionalization is emerging as an ideal site-selective carbonylation strategy due to its atom- and step-economy. In this regards, various heteroatom-containing functional groups such as amides,⁴ nitrogen heterocycles,^{4a, 4b,} hydroxy group,⁶ amines,⁷ and carboxylic acids⁸ etc., have been widely employed as directing group to enhance Csp²-H carbonylation. Moreover, several breakthrough in functional group-directed Csp³-H carbonylation, has also been achieved through Pd(II) or Ru(0)-catalyzed carbonylative Csp³-H functionalization of aliphatic amides or amines by Yu,⁹ Gaunt¹⁰ and Chatani,¹¹ respectively. Consequently, developing new type of ligand-directed carbonylations will continue to be more desirable.

On the other hand, as the versatile synthon, imines are of great importance in organic chemistry, transition metal-catalyzed C-X (X= C, N etc.) coupling reactions derived from imines are widely utilized in constructing kinds of nitrogen-containing compounds,¹² but the carbonylation involving imines was rarely reported. Up to now, only Iwasawa ever developed a molybdenum-promoted carbonylative cyclization of ortho-haloarylimines, in which carbonylation insertion occurred through oxidative addition of Mo(0) to Csp²-halogen bond (Scheme 1a).¹³ Recently, Yoshikai and co-workers reported that Pd(II) could directly catalyze the intramolecular oxidative cyclization of N-aryl ketoimine to construct indoles via aryl C (sp²)-alkyl C (sp³) coupling (Scheme 1b).¹⁴ More recently, we developed a Pd-catalyzed pyridine-directed oxidative [3+2] cycloaddition reaction for assembling a multisubstituted pyrrole skeleton from readily available 2-(N-pyridyl)ketoimines and internal alkynes.¹⁵ Yoshikai's and our work indicated that β-C(sp³) of ketoimines could be directly coupled with unsaturated carbon atoms. Considering that carbon monoxide also belongs to an important unsaturated C1 source, and in connection with our continuing efforts to explore novel reactions starting from imines to construct nitrogen-containing compounds,^{15, 16} we envisioned that a six-membered cyclopalladium species (**B**) which derived from 2-pyridine ketoimine **A**, will be possibly trapped by unsaturated carbon atom-containing CO *via* carbonyl insertion process,

and result in the occurrence of carbonylation reaction (Scheme 1c). To identify this hypothesis, herein we report a novel Pd-catalyzed pyridine-directed carbonylation to rapidly assemble pyrido [1, 2-a] pyrimidin-4-ones (PPO) derived from *N*-(2-pyridyl)-ketoimines, which was ever employed to treat with isocyanates to furnish PPO,¹⁷ most of PPO analogues are potent biological and drug molecules in medical chemistry.¹⁸



Scheme 1. Ketoimines as a catalysis platform for *N*-heterocycle synthesis

Results and Discussion

Initially, the carbonylation of *N*-(2-pyridyl)-ketoimine (**1a**) was investigated as a model system. First attempts were performed to screen palladium catalysts in the presence of MnO₂, K₂CO₃ and additive KI under an atmospheric pressure of CO in DMF at 80 °C (Table 1, entries 1-5), and we quickly found that Pd(OAc)₂ was an effective catalyst which could provide the desired carbonylation product 2-phenylpyrido[1,2-a]pyrimidin-4-one (**2a**) in 32% yield (entry 5). To further improve the reaction outcome, we conducted this reaction for optimizing oxidants including Na₂S₂O₈, and PhI(OAc)₂ *etc* (entries 5-10). Among the tested oxidants, Cu(OAc)₂ was a suitable oxidant for this transformation, and gave an improved yield of 36% (entry 10). Subsequently, we continued to further evaluate the effect of various bases on this carbonylation reaction for achieving satisfying yields (entries 10-14), and found the yield of product **2a** could be increased to 50% with the use of 1.0 equiv of DABCO (1, 4-diazabicyclo [2.2.2] octane) (entry 14). It is worth to note that not employing KI as additive resulted in significantly

decreased yield possibly due to that iodide anions could enhance the carbonylation efficiency (compare entry 14 with 15).¹⁹ Finally, to our delight, increasing the reaction temperature from 80 °C to 100 °C significantly enhanced the carbonylation reaction, and provided **2a** in up to 88% isolated yield (entry 17). Notably, lowering the reaction temperature to 60 °C led to poorer conversion (compare entries 14 and 17 with 16) [see Supporting Information (SI) for more details].

Table 1. Optimization of the reaction parameters ^a

Entry	Catalyst	Oxidant	Base	Yield (%) ^b
1	PdCl ₂	MnO ₂	K ₂ CO ₃	18
2	Pd(TFA) ₂	MnO ₂	K ₂ CO ₃	trace
3	PdCl ₂ (CH ₃ CN) ₂	MnO ₂	K ₂ CO ₃	trace
4	PdCl ₂ (PPh ₃) ₂	MnO ₂	K ₂ CO ₃	5
5	Pd(OAc) ₂	MnO ₂	K ₂ CO ₃	32
6	Pd(OAc) ₂	Na ₂ S ₂ O ₈	K ₂ CO ₃	14
7	Pd(OAc) ₂	PhI(OAc) ₂	K ₂ CO ₃	10
8	Pd(OAc) ₂	AgOAc	K ₂ CO ₃	22
9	Pd(OAc) ₂	BQ ^c	K ₂ CO ₃	trace
10	Pd(OAc) ₂	Cu(OAc) ₂	K ₂ CO ₃	36
11	Pd(OAc) ₂	Cu(OAc) ₂	NaHCO ₃	31
12	Pd(OAc) ₂	Cu(OAc) ₂	CS ₂ CO ₃	10
13	Pd(OAc) ₂	Cu(OAc) ₂	NaOAc	14
14	Pd(OAc) ₂	Cu(OAc) ₂	DABCO	50
15	Pd(OAc) ₂	Cu(OAc) ₂	DABCO	27 ^d
16	Pd(OAc) ₂	Cu(OAc) ₂	DABCO	32 ^e
17	Pd(OAc) ₂	Cu(OAc) ₂	DABCO	88 ^f

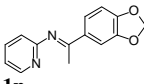
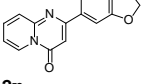
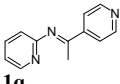
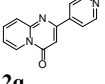
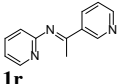
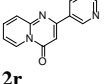

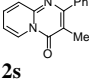
^a Unless otherwise noted, all the reactions were carried out using ketoimine (**1a**) (0.10 mmol), KI (1.0 equiv) and CO (balloon pressure) with Pd catalyst (10 mol %) in the presence of oxidant (1.0 equiv) and base (1.0 equiv) in DMF (1.0 mL) at 80 °C for 24 h in a sealed reaction tube, followed by flash chromatography on SiO₂. ^b Isolated yield. ^c BQ stands for 1, 4-benzoquinone. ^d The reaction was run in the absence of KI. ^e The reaction temperature is 60 °C. ^f The

reaction temperature is 100 °C.

With the optimized conditions in hand, we further examined the scope and limitations of the pyridine-directed Csp³-H activation/carbonylation reaction. As shown in Table 2, common functional groups on the benzene rings attached to the ketoimine carbon, were tolerated in this transformation to furnish the corresponding carbonylation products in moderate to excellent yield (entries 1-14), including electron-donating groups, such as alkyl (**2b-2d**), alkoxy (**2e**), and acetal group (**2n**), and electron-withdrawing groups including halogen (**2f-2j**), nitrile (**2k**), ester (**2l**), and nitro groups (**2m**). It should be noted that *meso* or *ortho*-substituted benzene ring led to a lower yield possibly due to the increased steric hindrance around the ketoimine (**2b-2d**; **2g-2i**). Moreover, heteroaryl (HetAr) substituted ketoimines (HetAr = 2-thiophene, 2-furan, 4-pyridyl, and 3-pyridyl) also allowed for this transformation and produced the desired 2-heterocycle-substituted pyrido[1,2-a]pyrimidin-4-ones (**2o - 2r**) in 45-61% yields (entries 15-18). Importantly, this reaction protocol could still smoothly convert phenylpropone-derived ketoimine **1s** to the corresponding 3-methyl-2-phenyl-pyrido[1,2-a]pyrimidin-4-one **2s** (entry 19). Subsequently, we further investigated the substitution effects from pyridine ring of ketoimines on this transformation, and found electron-rich ketoimines offered higher yield of products except *N*-(3-methoxyl pyridine)-substituted ketoimine (**1w**) with stronger steric hindrance around the reaction center; While electron-deficient substrates inhibited cyclocarbonylation performance (entry 20-24, compare **2t** with **2u** and **2w**). Unfortunately, bromine-containing substrates were sensitive to this transformation in which bromine atom would be removed (**1j** and **1v**).

Table 2. Substrate scope for the Pd(II)-catalyzed carbonylative Csp³-H bond cycloamidation of ketoimines ^a

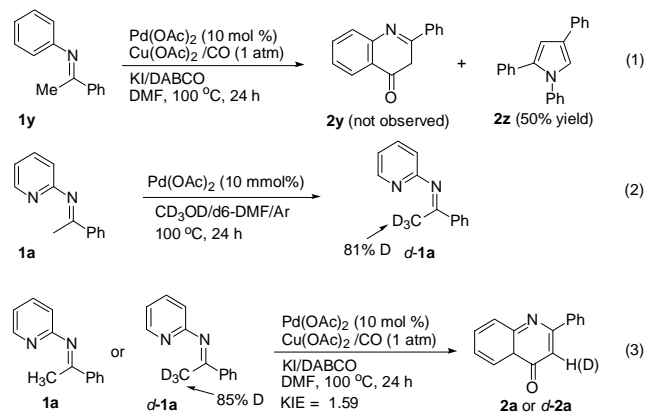
Entry	Ketoimine (1)	Product (2)	Yield ^b
1			88
2	1b : R = <i>p</i> -Me	2b : R = <i>p</i> -Me	90
3	1c : R = <i>m</i> -Me	2c : R = <i>m</i> -Me	84
4	1d : R = <i>o</i> -Me	2d : R = <i>o</i> -Me	68
5	1e : R = <i>p</i> -MeO	2e : R = <i>p</i> -MeO	91
6	1f : R = <i>p</i> -F	2f : R = <i>p</i> -F	75
7	1g : R = <i>p</i> -Cl	2g : R = <i>p</i> -Cl	79
8	1h : R = <i>m</i> -Cl	2h : R = <i>m</i> -Cl	62
9	1i : R = <i>o</i> -Cl	2i : R = <i>o</i> -Cl	54
10	1j : R = <i>p</i> -Br	2a : R = <i>p</i> -H	82

11	1k : R = <i>p</i> -CN	2k : R = <i>p</i> -CN	65
12	1l : R = <i>p</i> -CO ₂ Me	2l : R = <i>p</i> -CO ₂ Me	71
13	1m : R = <i>p</i> -NO ₂	2m : R = <i>p</i> -NO ₂	64
14			94
15	1o : X = O	2o : X = O	52
16	1p : X = S	2p : X = S	61
17			58
18			45
19			17
20	1t : R = 5-Me	2t : R = 5-Me	80
21	1u : R = 5-Cl	2u : R = 5-Cl	62
22	1v : R = 5-Br	2a : R = 5-H	60
23	1w : R = 3-MeO	2v : R = 3-MeO	60
24	1x : R = 5-CO ₂ Me	2w : R = 5-CO ₂ Me	50

^a All the reactions were carried out using ketoimine (**1a**) (0.10 mmol), KI (1.0 equiv) and CO (balloon pressure) with Pd(OAc)₂ (10 mol %) in the presence of Cu(OAc)₂ (1.0 equiv) and DABCO (1.0 equiv) in DMF (1.0 mL) at 100 °C for 24 h in a sealed reaction tube, followed by flash chromatography on SiO₂. ^b Isolated yield.

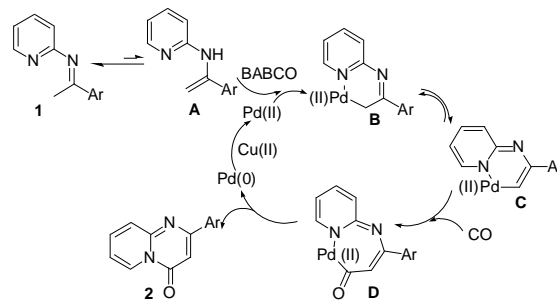
To gain preliminary insight into the reaction mechanism, we conducted several controlled experiments. First, we tried the carbonylative cycloamidation of *N*-phenyl ketoimine (**1y**) under our standard conditions, no desired cycloamidation product **2y** was detected by the ¹H NMR and GC-MS methods. On the contrary, only 50% yield of cascade cyclization product **2z** was produced [Scheme 2. Eq. (1)].²⁰ This result remarkably demonstrated that pyridyl nitrogen played a key chelating site in this carbonylation process. Subsequently, when *N*-(2-pyridyl) ketoimine **1a** was subjected to Pd(II)/CD₃OD/Ar system for 24 h in the absence of carbon monoxide, 81% deuterium incorporation was observed at the imino methyl group of **1a** [Eq. (2)] (see SI for more details),²¹ this experiment indicated that imine-enamine tautomerization is facile under the reaction conditions. Finally, kinetic isotope

effect experiments were conducted under the standard conditions [Eq. (3)], and the corresponding KIE value ($K_H/K_D = 1.59$) indicated that imine-enamine equilibrium just influence, but not solely dominate the reaction rate (see SI for more details).



Scheme 2. Preliminary mechanistic studies

Based on the above experimental results, a possible mechanism that involved a Pd(II)/Pd(0) redox process can be proposed as shown in Scheme 3. Enamine **A** derived from imine/enamine-isomerization^{14, 22} can be electrophilically attacked by Pd(II) to produce a palladacycle intermediate **B** which can isomerize to form palladacycle intermediate **C**. Subsequently, coordination and the migratory insertion of CO into the N-Pd bond of intermediate **C** affords a seven-membered palladacycle **D**, which can further lead to the formation of carbonylative cycloamidation product **2** through Pd(II) reductive elimination and generate a Pd(0) species which can be oxidized by Cu(II) salts to generate the catalytically active Pd(II) catalysts.



Scheme 3. Possible mechanism for the reaction

Conclusions

In summary, we have developed an efficient method for the synthesis of pyrido[1,2-*a*]pyrimidin-4-ones through Pd(II)-catalyzed carbonylative cycloamidation of *N*-(2-pyridyl) ketoimines under an atmospheric pressure of CO. This transformation tolerates a variety of functionalities including nitrile, chloride, alkyloxycarbonyl, nitro, and heteroaryl etc., which could be further employed as useful synthetic blocks for constructing more complex biological molecules. Further

studies on substrate scope and investigations into the mechanism about this reaction are under way in our laboratory.

Acknowledgments

The authors thank the NSFC (No. 21372085) and the GNSF (No. 10351064101000000) for financial support.

Notes and references

- For selected reviews, see: (a) A. Brennfuehrer, H. Neumann, M. Beller, *Angew. Chem., Int. Ed.*, **2009**, *48*, 4114; (b) C. F. J. Barnard, *Organometallics*, **2008**, *27*, 5402; (c) T. Moragas, A. Correa, R. Martin, *Chem. Eur. J.*, **2014**, *20*, 8242; (d) S. Sumino, A. Fusano, T. Fukuyama, I. Ryu, *Acc. Chem. Res.*, **2014**, *47*, 1563 and references herein.
- For selected reviews, see: (a) X. F. Wu, X. Fang, L. Wu, R. Jackstell, H. Neumann, M. Beller, *Acc. Chem. Res.*, **2014**, *47*, 1041; (b) L. Wu, Q. Liu, R. Jackstell, M. Beller, *Angew. Chem., Int. Ed.*, **2014**, *53*, 6310 and references herein.
- For selected reviews, see: (a) I. Omae, *Coord. Chem. Rev.*, **2011**, *255*, 139; (b) A. Brennfuehrer, H. Neumann, M. Beller, *ChemCatChem*, **2009**, *1*, 28 and references herein.
- For selected examples, see: (a) S. Inoue, H. Shiota, Y. Fukumoto, N. Chatani, *J. Am. Chem. Soc.*, **2009**, *131*, 6898; (b) L. Grigorjeva, O. Daugulis, *Org. Lett.*, **2014**, *16*, 4688.
- For selected examples, see: (a) Z. H. Guan, Z. H. Ren, S. M. Spinella, S. Yu, Y. M. Liang, X. Zhang, *J. Am. Chem. Soc.*, **2009**, *131*, 729; (b) D. Liang, Y. He, Q. Zhu, *Org. Lett.*, **2014**, *16*, 2748.
- For selected examples, see: (a) S. Lu, F. X. Luo, X. S. Zhang, Z. J. Shi, *Angew. Chem., Int. Ed.*, **2013**, *52*, 10598; (b) Y. Lu, D. Leow, X. Wang, K. M. Engle, J. Q. Yu, *Chem. Sci.*, **2011**, *2*, 967; (c) K. Inamoto, J. Kadokawa, Y. Kondo, *Org. Lett.*, **2013**, *15*, 3962.
- For selected examples, see: (a) Z. H. Guan, M. Chen, Z. H. Ren, *J. Am. Chem. Soc.*, **2012**, *134*, 17490; (b) B. Haffemayer, M. Gulias, M. J. Gaunt, *Chem. Sci.*, **2011**, *2*, 312; (c) K. Orito, A. Horibata, T. Nakamura, H. Ushito, H. Nagasaki, M. Yuguchi, S. Yamashita, M. Tokuda, *J. Am. Chem. Soc.*, **2004**, *126*, 14342; (d) S. M. Lu, H. Alper, *J. Am. Chem. Soc.*, **2005**, *127*, 14776; (e) V. Rajeshkumar, T. H. Lee, S. C. Chuang, *Org. Lett.*, **2013**, *15*, 1468.
- For selected examples, see: (a) R. Giri, J. Q. Yu, *J. Am. Chem. Soc.*, **2008**, *130*, 14082; (b) S. Shin, Y. Jeong, W. H. Jeon, P. H. Lee, *Org. Lett.*, **2014**, *16*, 2930.
- E. J. Yoo, M. Wasa, J. Q. Yu, *J. Am. Chem. Soc.*, **2010**, *132*, 17378.
- A. McNally, B. Haffemayer, B. S. L. Collins, M. J. Gaunt, *Nature*, **2014**, *510*, 129.
- N. Hasegawa, V. Charra, S. Inoue, Y. Fukumoto, N. Chatani, *N. J. Am. Chem. Soc.*, **2011**, *133*, 8070.
- For selected examples, see: (a) V. Komanduri, C. D. Grant, M. J. Krische, *J. Am. Chem. Soc.*, **2008**, *130*, 12592; (b) A. V. Kel'in, A. W. Stromek, V. Gevorgyan, *J. Am. Chem. Soc.*, **2001**, *123*, 2074; (c) N. Guimond, K. Fagnou, *J. Am. Chem. Soc.*, **2009**, *131*, 12050; (d) S. Ueno, M. Ohtsubo, R. Kuwano, *J. Am. Chem. Soc.*, **2009**, *131*, 12904; (e) B. Qian, S. Guo, J. Shao, Q. Zhu, L. Yang, C. Xia, H. Huang, *J. Am. Chem. Soc.*, **2010**, *132*, 3650; (f) S. Kobayashi, H. Kiyohara, M. Yamaguchi, *J. Am. Chem. Soc.*, **2011**, *133*, 708; (g) Y. Li, B. J. Li, W. H. Wang, W. P. Huang, X. S. Zhang, K. Chen, Z. J. Shi, *Angew. Chem., Int. Ed.*, **2011**, *50*, 2115.
- J. Takaya, K. Sangu, N. Iwasawa, *Angew. Chem., Int. Ed.*, **2009**, *48*, 7090.
- Y. Wei, I. Deb, N. Yoshikai, *J. Am. Chem. Soc.*, **2012**, *134*, 9098.
- Y. Xie, T. Chen, S. Fu, X. S. Li, Y. Deng, H. Jiang, W. Zeng, *Chem. Commun.*, **2014**, *50*, 10699.
- (a) S. J. Zhu, J. Dong, S. M. Fu, H. F. Jiang, W. Zeng, *Org. Lett.*, **2011**, *13*, 4914; (b) Y. Luo, X. X. Lu, Y. Ye, Y. Guo, H. F. Jiang, W. Zeng, *Org. Lett.*, **2012**, *14*, 5640; (c) J. Y. Chen, X. X. Lu, W. Y. Lou, Y. Ye, H. F. Jiang, W. Zeng, *J. Org. Chem.*, **2012**, *77*, 8541; (d) S. J. Zhu, X. X. Lu, Y. T. Luo, W. Zhang, H. F. Jiang, M. Yan, W. Zeng, *Org. Lett.*, **2013**, *15*, 1440; (e) L. Dang, L. B. Liang, C. Qian, M. Q. Fu, T. M. Ma, D. G. Xu, H. F. Jiang, W. Zeng, *J. Org. Chem.*, **2014**, *79*, 769; (f) M. Y. Li, Y. Xie, Y. Ye, Y. Zou, H. F. Jiang, W. Zeng, *Org. Lett.*, **2014**, *16*, 6232.
- Y. Kuninobu, S. Nishimura, K. Takai, *Org. Biomol. Chem.*, **2006**, *4*, 203.
- For selected examples, see: (a) L. J. Peng, X. F. Duan, X. M. Ren, D. H. Wu, K. Ding, *J. Med. Chem.*, **2011**, *54*, 7729; (b) M. La Motta, S. Sartini, L. Mugnaini, F. Simorini, S. Taliani, S. Salerno, A. M. marini, S. F. Da, A. Lavecchia, E. Novellino, M. Cantore, P. Failli, M. Ciuffi, *J. Med. Chem.*, **2007**, *50*, 4917; (c) K. Chen, S. C. Kuo, M. C. Hsieh, A. Mauger, C. M. Lin, E. Hamel, K. H. Lee, *J. Med. Chem.*, **1997**, *40*, 3049.
- S. A. R. Mulla, C. V. Rode, A. A. Kelkar, S. P. Gupte, *J. Mol. Catal. A: Chem.*, **1997**, *122*, 103.
- For the possible reaction mechanism of the formation of pyrrole **2z**, please see SI.
- For the ¹H NMR spectrum of **d-1a**, please see SI.
- (a) Z. Shi, M. Suri, F. Glorius, *Angew. Chem., Int. Ed.*, **2013**, *52*, 4892; (b) L. Meng, K. Wu, C. Liu, A. Lei, *Chem. Commun.*, **2013**, *49*, 5853; (c) Z. Chen, B. Lu, Z. Ding, K. Gao, N. Yoshikai, *Org. Lett.*, **2013**, *15*, 1966.