

**Electron-deficient fullerenes in triple-channel photosystems**

Journal:	<i>ChemComm</i>
Manuscript ID:	CC-COM-02-2015-001551.R1
Article Type:	Communication
Date Submitted by the Author:	21-Mar-2015
Complete List of Authors:	López-Andarias, Javier; Universidad Complutense de Madrid, Química Orgánica I Bolag, Altan; University of Geneva, Department of Organic Chemistry Nançoz, Christoph; University of Geneva, School of Chemistry and Biochemistry Vauthey, Eric; University of Geneva, Department of physical Chemistry Atienza, Carmen; Facultad de Químicas, Departamento de Química Organica Sakai, Naomi; University of Geneva, Department of Organic Chemistry Martin, Nazario; Universidad Complutense de Madrid, Organic Chemistry Department; IMDEA nanoscience, Matile, Stefan; University of Geneva, Department of Organic Chemistry

COMMUNICATION

Electron-deficient fullerenes in triple-channel photosystems†

Cite this: DOI: 10.1039/x0xx00000x

Received 00th January 2012,

Accepted 00th January 2012

DOI: 10.1039/x0xx00000x

www.rsc.org/

Javier López-Andarias,^a Altan Bolag,^b Christoph Nançoz,^b Eric Vauthey,^b Carmen Atienza,^a Naomi Sakai,^b Nazario Martín*^a and Stefan Matile*^b

Fullerenes of increasing electron deficiency are designed, synthesized and evaluated in multicomponent surface architectures to ultimately build gradients in LUMO levels with nine components over 350 meV down to -4.22 eV.

The development of synthetic methods to build large multicomponent architectures is important because biological function originates from structures of highest sophistication and our ability to build organic materials on the same level of precision is quite limited.¹⁻³ To help improving on this situation, we became interested to learn how to grow multicomponent architectures directly on solid surfaces. This is of interest to control directionality. Over the years, synthetic methods such as zipper assembly,⁴ self-organizing surface-initiated polymerization (SOSIP),⁵ templated stack-exchange (TSE)⁶ and templated self-sorting (TSS)⁷ have been introduced. SOSIP-TSE emerged as the method of choice to build photosystems with co-axial molecular channels to transport holes and electrons, so-called supramolecular n/p-heterojunctions (SHJs).⁶ Transcribing a more complex lesson from nature, double-channel photosystems have been equipped with antiparallel redox gradients of up to three components to drive holes and electrons apart after their generation with light.⁸ Moreover, the synthesis of triple-channel architectures has been achieved recently with SOSIP-TSE.⁹

In triple-channel architectures with [60]fullerene stacks for electron transport^{1,2} along oligothiophene stacks for hole transport^{1,3} and co-axial naphthalenediimide (NDI) stacks for electron transport, photocurrents increased with decreasing energy of the LUMO of the [60]fullerenes **1-4** (Figure 1).¹⁰ This finding called for the synthesis of more electron-deficient fullerenes. Moreover, the availability of π -acidic fullerenes with solubility in polar solvents and linkers for dynamic covalent¹¹ interfacing in complex systems is of general interest to transport electrons^{1-3,8,10} and bind, transport and transform anions.¹² Here, we report the synthesis of five π -acidic fullerenes to complete a nine-component redox gradient over 350 meV down to -4.22 eV, and demonstrate their compatibility with triple-channel SOSIP-TSE architectures.

All electron-deficient [60]fullerenes **5-9** contain two triethyleneglycol (TEG) tails to assure solubility in aprotic polar solvents and a peripheral benzaldehyde to connect into multicomponent surface architectures.¹⁰ To gradually increase their π -acidity, one, two or three electron-withdrawing cyano groups were attached either directly to the aromatic truncated

icosahedron¹³ or as a substituent of the methano-¹⁴ or malonate-derived cyclopropanes (Figure 1).¹⁵ Synthetic methods to introduce these cyano acceptors were available for all variations.¹³⁻¹⁵ The preparation of **6** and **7** requires the standard Bingel reaction with the respective malonate. Meanwhile, in **5**, **8** and **9**, the Bingel reaction is done with cyanoacetates instead of malonates. Compared to Bingel fullerenes **6** and **7**, this modification caused the lack of one TEG tail, thereby, to restore solubility in aprotic apolar solvents, a new solubilizer carrying two TEG tails had to be introduced. Only fullerene **5** is a monodisperse compound. In fullerenes **6-9**, the position of the additional withdrawing substituents is not defined with respect to the Bingel cyclopropane, i.e., they exist as mixtures of regioisomers. Synthetic and analytical details on all other new fullerenes can be found in the Supporting Information (Schemes S1-S2).†

The energy levels of the LUMO of the new, electron-deficient fullerenes **5-9** were determined by differential pulse voltammetry (DPV) against the Fc⁺/Fc couple as internal standard (Figure S1).¹⁰ Not surprisingly, highest LUMO energies were found at -4.10 eV for **5** with only one cyano acceptor without direct connection to the aromatic system. The two cyano acceptors attached directly to the fullerene core in **6** caused a decrease of 30 meV to -4.13 eV. Interestingly, two cyano groups in the cyclopropane in **7** further increased π -acidity to -4.15 eV. Fullerenes with three cyano acceptors were the most π -acidic, with two cyano acceptors in the cyclopropane of **8** being slightly weaker than two cyano acceptors directly attached to the fullerene surface of **9**. Together with the previously reported fullerenes **1-4**,¹⁰ these results yield an electron transfer cascade of nine components of high structural similarity, covering 350 meV down to -4.22 eV.

The new, electron-deficient fullerenes were engineered into multicomponent surface architectures under the conditions developed for electron-rich series (Figure 2, Scheme S3). As exemplified for the most π -acidic **9**, oxime formation with the reported quaterthiophene gave dyad **10** (Figure 2). The acetal in **10** was hydrolysed under acidic conditions, and the liberated aldehyde was used for templated stack exchange (TSE)^{6,10} with dynamic covalent hydrazone chemistry.¹¹ The obtained triple-channel architecture **11** is expected to contain hole-transporting oligothiophene stacks between electron-transporting channels composed of co-axial strings of fullerenes and NDIs. Triple-channel architectures with all other new fullerenes were prepared analogously. As expected for the bulky dyads, TSE yields were between 51-74% (Figures S2, S3).

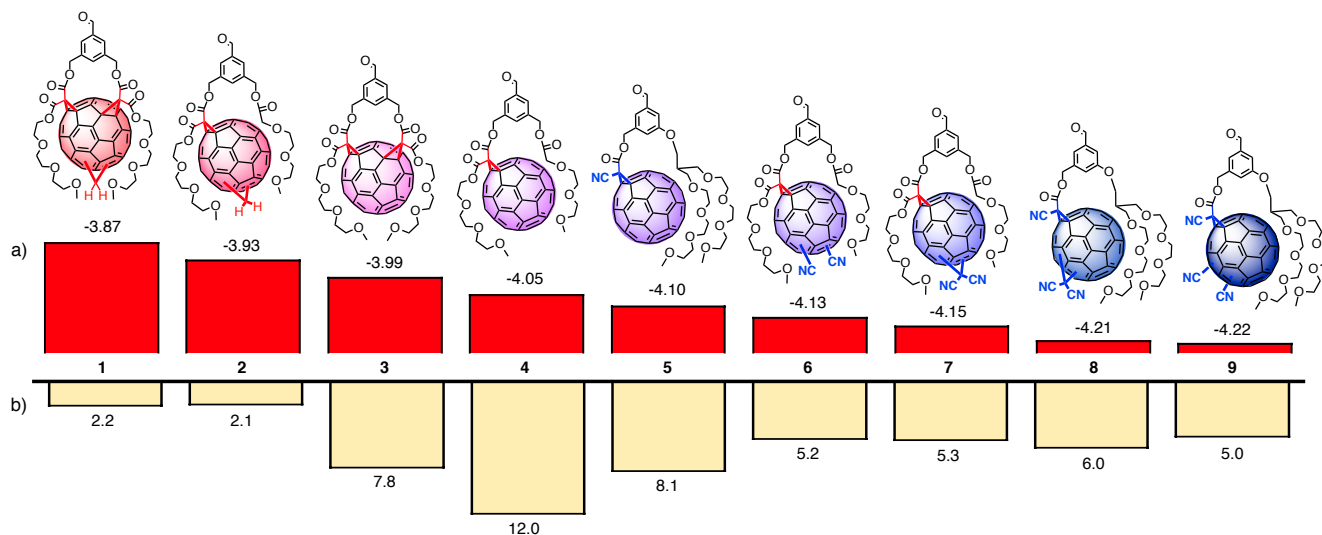


Fig. 1. Structure of the new electron-deficient [60]fullerenes **5-9** compared to the previously reported electron-rich **1-4**.¹⁰ a) Energy of the LUMO in eV against vacuum, assuming -5.1 eV for Fc⁺/Fc. Determined by DPV (Figure S1). b) Short-circuit photocurrent density J_{SC} in $\mu\text{A cm}^{-2}$ generated in triple-channel photosystem together with oligothiophene donors (HOMO: -5.9 eV, LUMO: -3.2 eV, see Figure 2).

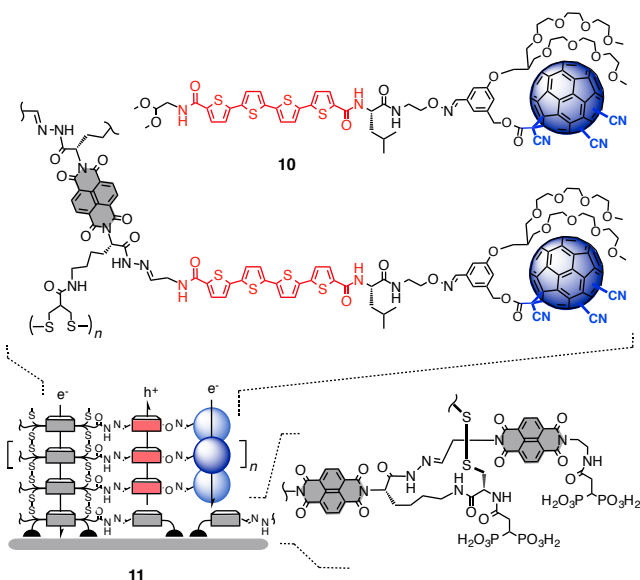


Fig. 2. Structure of dyads **10** and schematic architecture of triple-channel photosystems **11** exemplified for the most π -acidic fullerene **9**.

Photocurrent generation by the new photosystems was measured under the conditions used before to assure comparability of the results.¹⁰ Without going into details, photosystems were characterized as working electrode with a platinum wire as counter electrode and triethanolamine as hole acceptor in solution. Results obtained with this set-up have served well to extract trends in proof-of-principle studies but they are not comparable with results from optimized optoelectronic devices.⁹ The highest short-circuit photocurrent densities $J_{SC} = 8.1 \mu\text{A/cm}^2$ were obtained with the photosystem containing the least π -acidic fullerene **5** (Figure 1b). All other photosystems with more electron-deficient fullerenes **6-9** had similar activity around $J_{SC} = 5.5 \pm 0.5 \mu\text{A/cm}^2$. These results

suggested that activity in triple-channel photosystems **11** does not directly increase with increasing π -acidity of the fullerene, although hole transfer to the oligothiophene after excitation of the fullerene should improve.^{10,16} Further analysis did not reveal distinct differences with regard to charge recombination efficiencies (35-64%), open-circuit voltages (270-320 mV) or activation energies (196-258 meV, Figures S4, S5, Table S2). Characterization of dyads in solution by femtosecond fluorescence up-conversion did not provide helpful explanations for the observed trends. Compared to slow fluorescence decay of isolated quaterthiophenes ($\tau = 550$ ps), fluorescence lifetimes of all dyads analog to **10** were much shorter. The lifetimes of the dyad with fullerene **4** ($\tau_1 = 1.4$ ps, $\tau_2 = 16.9$ ps) and the more π -acidic fullerene **9** ($\tau_1 = 1.4$ ps, $\tau_2 = 17.2$ ps) were roughly identical (Table S3). Only the slightly longer lifetime of dyads with the most π -basic fullerene **1** ($\tau_1 = 2.2$ ps, $\tau_2 = 30.0$ ps, Table S3) could support slow charge separation as origin of the exceptionally poor activity of the respective triple-channel photosystem ($J_{SC} = 2.2 \mu\text{A/cm}^2$, Figure 1b). This conclusion would also agree with previous observations in the action spectra.¹⁰

Inspection of the structures of nine fullerenes under evaluation revealed that best activities were found for fullerenes with the best preserved π -system, i.e., fullerenes **4** ($J_{SC} = 12.0 \mu\text{A/cm}^2$) and **5** ($J_{SC} = 8.1 \mu\text{A/cm}^2$) with just one cyclopropane added. Photosystems with fullerene **3**, characterized by a defined positioning of the two cyclopropanes, generated significant photocurrent as well ($J_{SC} = 7.8 \mu\text{A/cm}^2$). All mixtures of regioisomers gave clearly weaker activity (Figure 1b). In the only systems with directly comparable structures and structural disorder and with clearly different LUMO levels (230 meV), i.e. photosystems with the more π -basic fullerene **2** ($J_{SC} = 2.1 \mu\text{A/cm}^2$) and the more π -acidic fullerene **7** ($J_{SC} = 5.3 \mu\text{A/cm}^2$), photocurrents did increase significantly with increasing π -acidity. These observations suggested that the preserved integrity and structural homogeneity of the fullerenes is most important for activity in the described triple-channel photosystems, whereas decreasing LUMO energies are clearly beneficial^{10,16} but overall less important.

Taken together, the synthesis of a series of electron-deficient fullerenes allowed us to build a redox gradient of nine components over 350 meV down to -4.22 eV. Incorporated into triple-channel photosystems, decreasing LUMO energies give higher activity for strictly comparable fullerenes, but the preserved integrity and structural homogeneity of the strained π -system is more important. Possible origins of these trends include poorer organization of the strings of fullerenes with regioisomers and thus reduced charge mobility, or weakened electron affinity with decreasing tension in the π -system. After all, the -4.22 eV reached with fullerene **9** is quite remarkable in the context of fullerenes but not further impressive in the general context. For example, two cyano acceptors placed in the core of naphthalenediimides affords LUMOs at -4.78 eV.¹² These indications that structural integrity and homogeneity are essential for function are interesting and important. They support the general implication from nature that the construction of complex architectures with molecular level precision could provide access to organic materials with interesting activities, and thus encourage continuing synthetic methods development to get there.⁴⁻¹⁰ However, the activities observed for all components is clearly sufficient for the construction of triple-channel architectures with gradients in fullerene channel composed of up to nine components. This is a tantalizing number that goes far beyond lessons from nature and precedence from double-channel architectures.⁸ We also hope that the reported series will be of use in other functional systems and for other purposes, reaching from optoelectronic devices¹⁻³ to binding, transport and catalysis with anion- π interactions on π -acidic fullerene surfaces.¹²

Acknowledgement

We thank Santiago Lascano and Duy-Hien Tran for contributions to synthesis, the NMR and Mass Spectrometry platforms for services, the University of Geneva, the European Research Council (ERC Advanced Investigator), the Swiss National Centre of Competence in Research (NCCR) Molecular Systems Engineering, the Swiss NCCR Chemical Biology and the Swiss NSF for financial support (S.M.). We also thank the European Research Council (ERC-320441-Chirallcarbon), Ministerio de Economía y Competitividad (MINECO) of Spain (project CTQ2011-24652; Ramón y Cajal granted to C.A. and FPU granted to J.L.-A.) and the CAM (FOTOCARBON S2013/MIT-2841). N.M. is indebted to the Alexander von Humboldt Foundation.

Notes and references

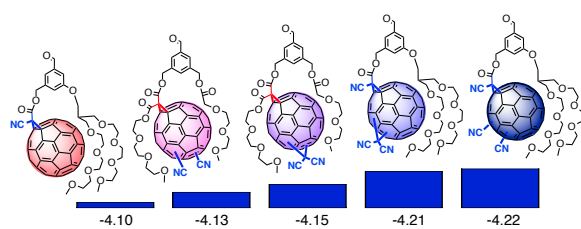
^a Departamento de Química Orgánica, Universidad Complutense, Madrid, Spain. IMDEA-Nanoscience, Madrid, Spain, E-mail: nazmar@quim.ucm.es

^b School of Chemistry and Biochemistry, University of Geneva, Geneva, Switzerland, E-mail: stefan.matile@unige.ch

† Electronic Supplementary Information (ESI) available. See DOI: 10.1039/c000000x/

- (a) E. Busseron, Y. Ruff, E. Moulin and N. Giuseppone, *Nanoscale*, 2013, **5**, 7098-7140; (b) F. Würthner and K. Meerholz, *Chem. Eur. J.*, 2010, **16**, 9366-9373; (c) D. Bonifazi, O. Enger and F. Diederich, *Chem. Soc. Rev.*, 2007, **36**, 390-414; (d) P. M. Beaujuge and J. M. J. Fréchet, *J. Am. Chem. Soc.*, 2011, **133**, 20009-20029; (e) J. L. Delgado, P.-A. Bouit, S. Filippone, M. A. Herranz and N. Martín, *Chem. Commun.*, 2010, **46**, 4853-4865.
- (a) H. Hayashi, I. V. Lightcap, M. Tsujimoto, M. Takano, T. Umeyama, P. V. Kamat and H. Imahori, *J. Am. Chem. Soc.*, 2011, **133**, 7684-7687; (b) F. G. Brunetti, C. Romero-Nieto, J. López-Andarias, C. Atienza, J. L. López, D. M. Guldi and N. Martín, *Angew. Chem. Int. Ed.*, 2013, **52**, 2180-2184; (c) C. Reiriz, R. J. Brea, R. Arranz, J. L. Carrascosa, A. Garibotti, B. Manning, J. M. Valpuesta, R. Eritja, L. Castedo and J. R. Granja, *J. Am. Chem. Soc.*, 2009, **131**, 11335-11337; (d) O. Vostrowsky and A. Hirsch, *Chem. Rev.*, 2006, **106**, 5191-5207; (e) F. B. Kooistra, J. Knol, F. Kastenbergh, L. M. Popescu, W. J. H. Verhees, J. M. Kroon and J. C. Hummelen, *Org. Lett.*, 2007, **9**, 551-554; (f) D. M. Guldi, B. M. Illescas, C. Atienza, M. Wielopolski and N. Martín, *Chem. Soc. Rev.*, 2009, **38**, 1587-1597; (g) F. Würthner, Z. Chen, F. J. M. Hoeben, P. Osswald, C. You, P. Jonkheijm, J. von Herrikhuyzen, A. P. H. J. Schenning, P. van der Schoot, E. W. Meijer, E. Beckers, S. Meskers and R. A. J. Janssen, *J. Am. Chem. Soc.*, 2004, **126**, 10611-10618; (h) D. M. Guldi, I. Zilbermann, G. Anderson, A. Li, D. Balbinot, N. Jux, M. Hatzimarinaki, A. Hirsch and M. Prato, *Chem. Commun.* 2004, **39**, 726-727.
- A. Mishra and P. Bäuerle, *Angew. Chem. Int. Ed.*, 2012, **51**, 2020-2067.
- N. Sakai, A. L. Sisson, T. Bürgi and S. Matile, *J. Am. Chem. Soc.*, 2007, **129**, 15758-15759.
- N. Sakai, M. Lista, O. Kel, S. Sakurai, D. Emery, J. Mareda, E. Vauthey and S. Matile, *J. Am. Chem. Soc.*, 2011, **133**, 15224-15227.
- (a) N. Sakai and S. Matile, *J. Am. Chem. Soc.*, 2011, **133**, 18542-18545; (b) N. Sakai, P. Charbonnaz, S. Ward and S. Matile, *J. Am. Chem. Soc.*, 2014, **136**, 5575-5578.
- (a) M. Lista, J. Areephong, N. Sakai and S. Matile, *J. Am. Chem. Soc.*, 2011, **133**, 15228-15231; (b) E. Orentas, M. Lista, N.-T. Lin, N. Sakai and S. Matile, *Nat. Chem.*, 2012, **4**, 746-750.
- H. Hayashi, A. Sobczuk, A. Bolag, N. Sakai and S. Matile, *Chem. Sci.*, 2014, **5**, 4610-4614.
- G. Sforazzini, E. Orentas, A. Bolag, N. Sakai and S. Matile, *J. Am. Chem. Soc.*, 2013, **135**, 12082-12090.
- A. Bolag, J. Lopez-Andarias, S. Lascano, S. Soleimanpour, C. Atienza, N. Sakai, N. Martín and S. Matile, *Angew. Chem. Int. Ed.*, 2014, **53**, 4890-4895.
- A. Wilson, G. Gasparini and S. Matile, *Chem. Soc. Rev.*, 2014, **43**, 1948-1962.
- (a) A. Vargas Jentsch, A. Hennig, J. Mareda and S. Matile, *Acc. Chem. Res.*, 2013, **46**, 2791-2800; (b) Y. Zhao, N. Sakai and S. Matile, *Nat. Commun.*, 2014, **5**, 3911; (c) Y. Zhao, C. Beuchat, J. Mareda, Y. Domoto, J. Gajewy, A. Wilson, N. Sakai and S. Matile, *J. Am. Chem. Soc.*, 2014, **136**, 2101-2111.
- M. Keshavarz-K, B. Knight, G. Srdanov and F. Wudl, *J. Am. Chem. Soc.*, 1995, **117**, 11371-11372.
- (a) T.-H. Zhang, P. Lu, F. Wang and G.-W. Wang, *Org. Biomol. Chem.*, 2003, **1**, 4403-4407; (b) Y. Zhang, Y. Matsuo, C.-Z. Li, H. Tanaka and E. Nakamura, *J. Am. Chem. Soc.*, 2011, **133**, 8086-8089.
- M. Urbani, J. Iehl, I. Osinska, R. Louis, M. Holler and J.-F. Nierengarten, *Eur. J. Org. Chem.*, 2009, 3715-3725.
- T. E. Kang, H.-H. Cho, C.-H. Cho, K.-H. Kim, H. Kang, M. Lee, S. Lee, B. S. Kim, C. Im and B. J. Kim, *ACS Appl. Mater. Interfaces*, 2013, **5**, 861-868.

TOC



We report the design, synthesis and evaluation of increasingly electron-deficient fullerenes in multicomponent surface architectures.