

# ChemComm

Accepted Manuscript



This is an *Accepted Manuscript*, which has been through the Royal Society of Chemistry peer review process and has been accepted for publication.

*Accepted Manuscripts* are published online shortly after acceptance, before technical editing, formatting and proof reading. Using this free service, authors can make their results available to the community, in citable form, before we publish the edited article. We will replace this *Accepted Manuscript* with the edited and formatted *Advance Article* as soon as it is available.

You can find more information about *Accepted Manuscripts* in the [Information for Authors](#).

Please note that technical editing may introduce minor changes to the text and/or graphics, which may alter content. The journal's standard [Terms & Conditions](#) and the [Ethical guidelines](#) still apply. In no event shall the Royal Society of Chemistry be held responsible for any errors or omissions in this *Accepted Manuscript* or any consequences arising from the use of any information it contains.

## COMMUNICATION

# Palladium (II)-catalysed *ortho*-arylation of *N*-benzylpiperidines

Cite this: DOI: 10.1039/x0xx00000x

Peng Wen Tan<sup>a</sup>, Maxwell Haughey<sup>a</sup> and Darren J. Dixon<sup>a\*</sup>

Received 00th January 2012,

Accepted 00th January 2012

DOI: 10.1039/x0xx00000x

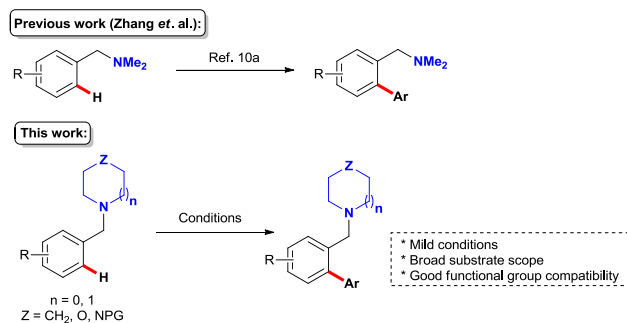
www.rsc.org/

**Pd<sup>II</sup>-catalysed *ortho*-arylation of benzylic heterocycles with arylboronic acid pinacol esters (Ar-BPin) via directed C-H bond activation to generate the desired biaryl products is reported. This methodology is efficient and applicable to a wide range of functionalised Ar-BPin and benzylic heterocycles, allowing the direct synthesis of important biaryl motifs in modest to good yield.**

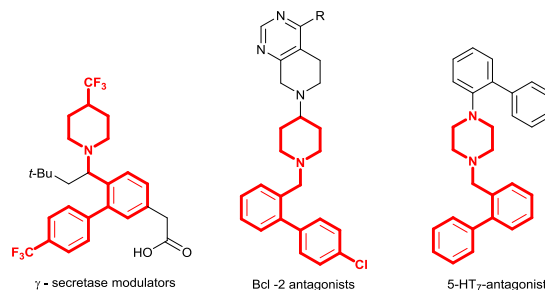
Cross-coupling reactions of aromatic compounds constitute one of the most versatile entries to compounds possessing a biaryl motif.<sup>1</sup> Such transformations are usually performed by traditional cross coupling reactions of organohalides or pseudohalides with organometallic reagents.<sup>2</sup> However, prefunctionalisation of substrates to form specific organohalides for cross coupling can be difficult and this has accordingly led many research groups to develop more direct routes to biaryl scaffolds.<sup>3</sup> Over the last decade, a variety of direct, chelation-assisted, C-H activation on arenes, mainly *via* [Pd]<sup>4</sup>, [Rh]<sup>5</sup> and [Ru]<sup>6</sup> catalysis, has been developed using a wide range of directing groups (DGs) such as amides, imines, oximes, ketones and other *N*-heterocycles. Expanding the scope of DGs to include simple amine derivatives that are commonly found in natural products and pharmaceutical compounds is highly desirable. In 2006, Daugulis and co-workers reported an *ortho* arylation of unsubstituted benzylamines directed by the free amine with iodobenzene under Pd catalysis.<sup>7</sup> Meanwhile, Shi *et al.* demonstrated that *N,N*-di-alkyl amine is also an effective directing group for *ortho*-olefination<sup>8</sup> and -carbonylation.<sup>9</sup> More recently, Zhang and co-workers<sup>10a</sup> developed a Pd-catalysed *ortho*-arylation of *N,N*-dimethylbenzylamines with iodobenzene (Figure 1).<sup>10</sup> Inspired by these findings we envisaged that saturated *N*-containing heterocycles could also serve as efficient DGs for C(sp<sup>2</sup>)-H arylation; this would expand the range of DGs in the field (Figure 1) and the new chemistry could be applied directly to the construction of biologically relevant motifs such as those present, for example, in known Bcl-2 antagonists<sup>11</sup>,  $\gamma$ -secretase modulators<sup>12</sup> and 5-HT<sub>7</sub>-antagonists<sup>13</sup> (Figure 2). Herein we report a Pd<sup>II</sup>-catalysed *ortho*-

arylation of a range of benzylic heterocycles with arylboronic acid pinacol esters leading directly to the biaryl product in one step.

Initially we focused on the piperidine moiety as a potentially useful directing group for C(sp<sup>2</sup>)-H activation/ arylation. Inspired by Yu's pioneering work<sup>14</sup>, a preliminary experiment was conducted on the model substrate 1-(2-methylbenzyl)piperidine **1a** and phenylboronic acid pinacol ester **2a** in the presence of catalytic Pd(OAc)<sub>2</sub>, and Ag<sub>2</sub>CO<sub>3</sub>, Na<sub>2</sub>CO<sub>3</sub> and 1,4-benzoquinone at 100 °C (Table 1). Encouragingly, *ortho*-arylated product **3a** was observed in 55% NMR yield (entry 1).



**Figure 1:** *Ortho*-arylation using benzylic heterocycles as directing groups



**Figure 2:** Biologically active compounds containing a benzylpiperidine motif

Further optimisation was then carried out, starting with an investigation of the performance of different bases. Potassium bases, KF and K<sub>2</sub>HPO<sub>4</sub>, resulted in a reduced yield (entries 2 & 3). Pleasingly, however, NaHCO<sub>3</sub> was found to be optimal for this transformation; full conversion of **1a** to the arylated product **3a** was observed after 18 hours (entry 4). Replacement of Pd(OAc)<sub>2</sub> with other Pd sources such as PdCl<sub>2</sub>, PdCl<sub>2</sub>(PPh<sub>3</sub>)<sub>2</sub> and PdCl<sub>2</sub>(CH<sub>3</sub>CN)<sub>2</sub> did not result in the formation of any arylated product (entry 5). Decreasing the catalyst loading to 5 mol% resulted in a decrease in yield and therefore, 10 mol% of catalyst was deemed necessary (entry 6). Other oxidants such as Cu(OAc)<sub>2</sub> and CuF<sub>2</sub>, were found to give inferior yields (entry 7 & 8) and although AgOAc was found to perform reasonably well (entry 10), Ag<sub>2</sub>CO<sub>3</sub> proved optimal (entry 9). 1,4-Benzoquinone was also essential as a promoter; in its absence no reaction was observed in agreement with literature findings relating to its importance in the reductive elimination step.<sup>14b, 15</sup> A decline in yield was also observed without the addition of H<sub>2</sub>O and DMSO (see the Supporting Information). *t*-Amyl alcohol was found to be the most suitable solvent for this transformation, followed by 1,4-dioxane and MeCN. Other aryl boronic acid derivatives were investigated, but arylboronic acid pinacol esters, were by far the best in this reaction (see the Supporting Information).

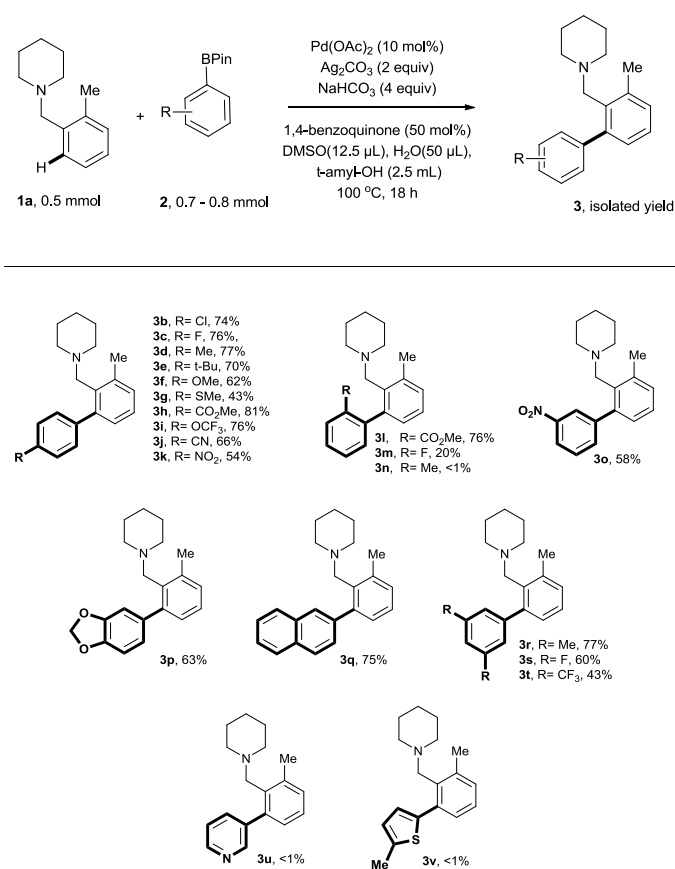
**Table 1** Optimisation studies on C(sp<sup>2</sup>)-H activation / cross coupling reactions of **1a** & **2b**

Entry <sup>a</sup>	Catalyst (mol%)	Oxidant (equiv)	Base (equiv)	Yield <sup>c</sup> (%)
1	Pd(OAc) <sub>2</sub> (10)	Ag <sub>2</sub> CO <sub>3</sub> (2.0)	Na <sub>2</sub> CO <sub>3</sub> (6.0)	55
2	Pd(OAc) <sub>2</sub> (10)	Ag <sub>2</sub> CO <sub>3</sub> (2.0)	KF (6.0)	25
3	Pd(OAc) <sub>2</sub> (10)	Ag <sub>2</sub> CO <sub>3</sub> (2.0)	K <sub>2</sub> HPO <sub>4</sub> (6.0)	33
4	Pd(OAc) <sub>2</sub> (10)	Ag <sub>2</sub> CO <sub>3</sub> (1.5)	NaHCO <sub>3</sub> (3.0)	82
5 <sup>b</sup>	PdCl <sub>2</sub> (10)	Ag <sub>2</sub> CO <sub>3</sub> (1.5)	NaHCO <sub>3</sub> (3.0)	-
6	Pd(OAc) <sub>2</sub> (5)	Ag <sub>2</sub> CO <sub>3</sub> (1.5)	NaHCO <sub>3</sub> (3.0)	43
7	Pd(OAc) <sub>2</sub> (10)	Cu(OAc) <sub>2</sub> (1.5)	NaHCO <sub>3</sub> (3.0)	11
8	Pd(OAc) <sub>2</sub> (10)	CuF <sub>2</sub> (1.5)	NaHCO <sub>3</sub> (3.0)	2
9	Pd(OAc) <sub>2</sub> (10)	Ag <sub>2</sub> CO <sub>3</sub> (2.0)	NaHCO <sub>3</sub> (4.0)	88 (81)
10	Pd(OAc) <sub>2</sub> (10)	AgOAc (2.0)	NaHCO <sub>3</sub> (4.0)	81

<sup>a</sup> Reaction condition: **1a** (0.2 mmol), **2b** (0.28 mmol), Pd catalyst, base, oxidant, BQ (0.5 equiv), DMSO (5 μL), H<sub>2</sub>O (20 μL) in *t*-amyOH (1 mL), T = 100 °C, 18 h. <sup>b</sup> Similar results for PdCl<sub>2</sub>(PPh<sub>3</sub>)<sub>2</sub> and PdCl<sub>2</sub>(CH<sub>3</sub>CN)<sub>2</sub>. <sup>c</sup> <sup>1</sup>H NMR yield with internal standard (CH<sub>2</sub>Br<sub>2</sub>), in parenthesis isolated yield.

After attaining the optimised conditions, the scope of this methodology was assessed using different functionalized arylboronic acid pinacol esters (Ar-BPin) with 1-(2-methylbenzyl)piperidine

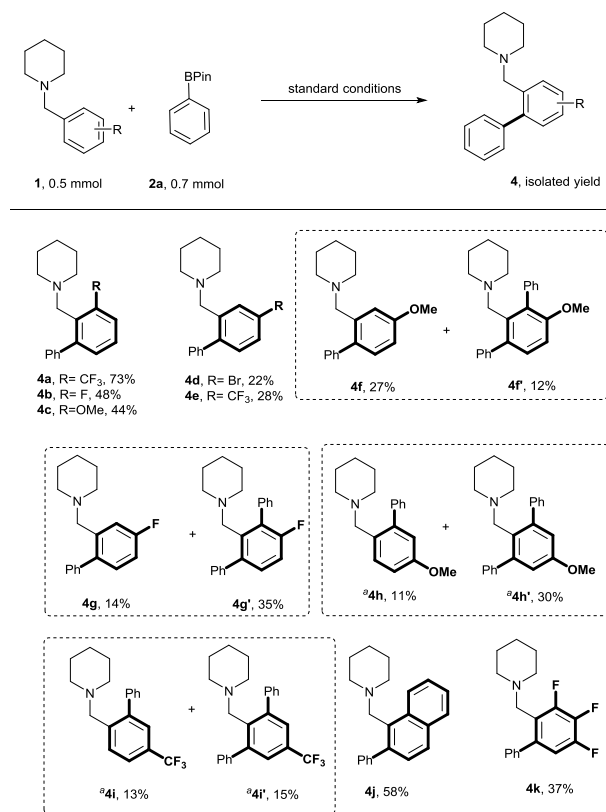
(Scheme 1). Generally, a wide range of *para*-substituted Ar-BPin substrates was tolerated and the corresponding biaryl products were obtained in modest<sup>16</sup> to good yields. Ar-BPins substituted with functional groups, such as cyano, nitro and fluorine were suitable substrates under these reaction conditions affording the desired products in respectable yields. Chlorine substituents on Ar-BPin were also well-tolerated, giving rise to biaryl products poised for further transformations. In the case of *ortho*-substituted Ar-BPin substrates, the reaction worked well using the ester **2l** affording the biaryl product **3l** in a yield of 76% but, unfortunately, poor conversions were obtained for other substituents such as fluoro (**3m**) and methyl (**3n**). This methodology was also amenable to *meta*-substituted and 3,5-disubstituted Ar-Bpin derivatives, giving rise to the corresponding products in 43 – 77% yield. In agreement with related studies<sup>14f</sup> heteroarylboronates that contained pyridine- (**3u**), thiophene- (**3v**) were unreactive under these conditions. Similarly, under the optimised conditions attempted *ortho* alkylation using cyclohexylboronic acid pinacol ester failed to yield any desired product.



**Scheme 1:** C(sp<sup>2</sup>)-H cross-coupling of 1-(2-methylbenzyl)piperidine with various Ar-BPin.

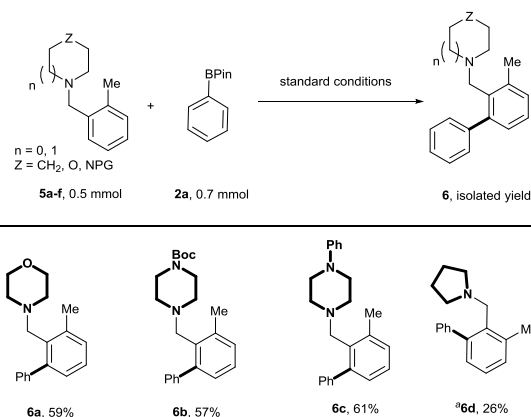
The scope with respect to the substituents on the aromatic ring of the benzylpiperidine in the reaction with phenylboronic acid pinacol ester, was then examined. As presented in Scheme 2, *ortho*-substituted substrates possessing electron withdrawing (F and CF<sub>3</sub>) and the electron donating (OMe) substituents performed well, with products being afforded in 44-73% yield. *Meta* substituted substrates with sterically

bulky electron withdrawing substituents (Br and CF<sub>3</sub>) underwent monoarylation selectively at the less hindered *ortho* position, presumably due to steric effects, and afforded the products **4d** and **4e** in 22–28% yield. However, for less bulky electron withdrawing groups such as fluorine, products of both mono- and di-arylation, **4g** and **4g'**, were observed in 14% and 30% yield respectively. Notably, for an electron donating substituent at the *meta* position (OMe), other than monoarylation to give **4f** (27%) as the major product, diarylation was also observed to afford **4f'** in 12% yield. The reaction conditions were also compatible with *para*-substituted substrates affording a mixture of mono and di arylated products. Electron donating substituents (OMe) at the *para* position increased reactivity compared to the electron withdrawing groups and the di-arylated compounds **4h'** and **4i'** were obtained as the major products. Naphthyl (**4j**) and tri-fluorophenyl (**4k**) derivatives were also well-tolerated.



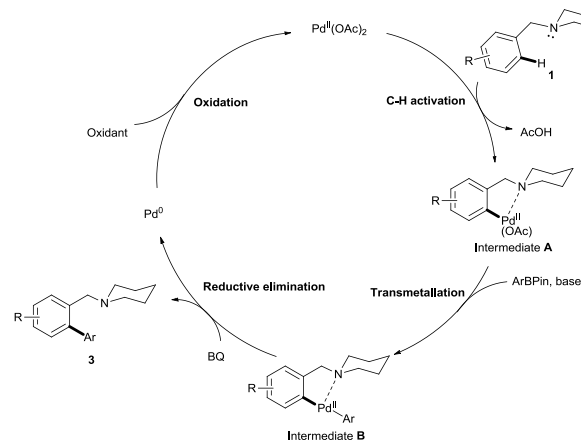
**Scheme 2:** C(sp<sup>2</sup>)-H cross-coupling of phenylboronic acid pinacol ester with different functionalised benzylpiperidines. <sup>a</sup> Reaction was carried out with **2a** (1.1 mmol) for 24 h.

After exploring arylations directed by the piperidine moiety, we next investigated other possible saturated nitrogen-containing heterocyclic derivatives that could serve as effective directing groups for this transformation. Accordingly, the benzylic heterocycles **5a-f** were subjected to our previously optimised *ortho*-phenylation conditions. (Scheme 3) Gratifyingly, morpholine (**5a**) and piperazine (**5b** and **5c**) scaffolds worked well, affording the corresponding arylated products in good yield. Reactions with benzylic heterocycles of different ring size was also shown to be successful albeit the yield obtained was low under the standard conditions and no further optimisation was carried out to improve the yield.



**Scheme 3:** C(sp<sup>2</sup>)-H cross-coupling of phenylboronic acid pinacol ester with functionalised benzylic heterocycles. <sup>a</sup> Reaction was carried out with **2a** (1.0 mmol) for 24 h.

In line with previous studies<sup>14</sup>, we propose this C-H activation cross-coupling reaction proceeds *via* a Pd(II)/ Pd(0) catalytic cycle (Figure 3). The palladium species activates the *ortho* C-H of **1**, forming a 5-membered palladacycle intermediate **A**. Subsequently, addition of base is necessary for the transmetalation of Ar-Bpin to proceed to generate intermediate **B**. 1,4-benzoquinone then facilitates reductive elimination of the biaryl product **3** forming the Pd(0) species.<sup>14b, 15</sup> Reoxidation of Pd(0) by an oxidant, in this case Ag<sub>2</sub>CO<sub>3</sub>, is necessary for regeneration of the active Pd(II) species for further turnovers.



**Figure 3:** Proposed C(sp<sup>2</sup>)-H arylation catalytic cycle

In conclusion, we have demonstrated that a range of saturated nitrogen-containing heterocycles attached via the nitrogen atom to benzylic substrates serve as effective directing groups for palladium catalysed C(sp<sup>2</sup>)-H activation / arylation. Under palladium catalysis, the coupling of a range of arylboronic acid pinacol esters to the *ortho* position of N-benzylated pyrrolidines, piperidines, morpholine and piperazine substrates giving direct access, under relatively mild reaction conditions, to important biaryls motifs, was demonstrated. Investigations to develop the related direct *ortho* alkylation reaction are ongoing and our findings will be reported in due course.

The authors acknowledge the University of Oxford and the Agency of Science, Technology and Research (A\*STAR) Singapore for a predoctoral fellowship. We also thank Dr. Jayasree Seayad and Dr. Vaibhav Mehta for their invaluable suggestions.

## Notes and references

<sup>a</sup> Department of Chemistry, Chemistry Research Laboratory, University of Oxford, 12 Mansfield Road, Oxford, OX1 3TA, UK. E-mail: darren.dixon@chem.ox.ac.uk

Electronic Supplementary Information (ESI) available: [details of any supplementary information available should be included here]. See DOI: 10.1039/c000000x/

- (a) Cross-coupling reactions in organic synthesis, Themed issue, *Chem. Soc. Rev.*, 2011, **40**, 4977–5208 and references therein; (b) Handbook of C–H Transformations, ed. G. Dyker, Wiley-VCH, Weinheim, 2005; (c) J. F. Hartwig, in *Organotransition Metal Chemistry*, University Science Books, 2009.
- (a) C. C. C. J. Seechurn, M. O. Kitching, T. J. Calacot, V. Snieckus; *Angew. Chem. Int. Ed.*, 2012, **51**, 5062 – 5085; (b) Modern Arylation Methods, ed. L. Ackermann, Wiley-VCH, Weinheim, 2009.
- (a) C–H functionalization in organic synthesis, Themed issue, *Chem. Soc. Rev.*, 2011, **40**, 1845–2040; (b) C–H functionalization, Themed issue, *Acc. Chem. Res.*, 2012, **45**, 777–958 and references cited therein.; (c) J. Wencel-Delord, T. Droge, F. Liu, F. Glorius, *Chem. Soc. Rev.*, 2011, **40**, 4740– 47610; (d) Directed C–H Functionalisation, Themed issue, *Adv. Synth. Catal.*, 2014, **356**, 1381-1644 and references therein; (e) J. Yamaguchi, A. D. Yamaguchi, K. Itami, *Angew. Chem. Int. Ed.*, 2012, **51**, 8960 – 9009.
- (a) R. Giri, B.-F. Shi, K. M. Engle, N. Maugel, J.-Q. Yu, *Chem. Soc. Rev.*, 2009, **38**, 3242–3272; (b) A. J. Hickman, M. S. Sanford, *Nature*, 2012, **484**, 177 – 185. (c) J. Feng, G. Lu, M. Lv, C. Cai, *Synlett*, 2013, **24**, 2153 – 2159. (d) C. K. Seigerman, T. M. Micys, S. R. Neufeldt, M. S. Sanford, *Tetrahedron*, 2013, **69**, 5580 – 5587. (e) Z.-J. Du, J. Guan, G.-J. Wu, P. Xu, L.-X. Gao, F.-S. Han, *J. Am. Chem. Soc.*, 2014, **136**, DOI: 10.1021/ja512029x.
- a) X.-S. Zhang, K. Chen, Z.-J. Shi, *Chem. Sci.*, 2014, **5**, 2146 –2159; b) N. Kuhl, N. Schröder, F. Glorius, *Adv. Synth. Catal.*, 2014, **356**, 1443 – 1460; (c) G. Song, F. Wang, X. Li, *Chem Soc. Rev.* 2012, **41**, 3651- 3678; (d) T. Satoh, M. Miura, *Chem. Eur. J.*, 2010, **16**, 11212- 11222.
- (a) S. I. Kozhushkov, L. Ackermann, *Chem. Sci.*, 2013, **4**, 886 – 896; (b) P. B. Arockiam, C. Bruneau, P. H. Dixneuf, *Chem. Rev.*, 2012, **112**, 5879 – 5918; (c) L. Ackermann, R. Vicente, *Top. Curr. Chem.*, 2010, **292**, 211 – 229.
- (a) A. Lazareva, O. Daugulis, *Org. Lett.*, 2006, **8**, 5211-5213. For free amine directed C(sp<sup>2</sup>) – H activation: (b) Z. Liang, L. Ju, Y. Xie, L. Huang, Y. Zhang, *Chem. Eur. J.*, 2012, **18**, 15816 – 15821; (c) Z. Liang, J. Yao, K. Wang, H. Li, Y. Zhang, *Chem. Eur. J.*, 2013, **19**, 16825 – 16831; Z. Liang, R. Feng, H. Yin, Y. Zhang, *Org. Lett.*, 2013, **17**, 4544 – 4547.
- (a) G. Cai, Y. Fu, Y. Li, X. Wan, Z.-J. Shi, *J. Am. Chem. Soc.*, 2007, **129**, 7666-7673. (b) For early report see: D. M. Grove, G. van Koten, H. J. C. Ubbels, *J. Am. Chem. Soc.*, 1982, **104**, 4285 – 4286.
- H. Li, G.-X. Cai, Z.-J. Shi, *Dalton Trans.*, 2010, **39**, 10442-10446.
- (a) R. Feng, J. Yao, Z. Liang, Z. Liu, Y. Zhang, *J. Org. Chem.*, 2013, **78**, 3688 – 3696. (b) D.-W. Gao, Y.-C. Shi, Q. Gu, Z.-L. Zhao, S.-L. You, *J. Am. Chem. Soc.*, 2013, **135**, 86 – 89. (c) For Ru(0)-catalysed *ortho*-silylation see: F. Kakiuchi, K. Igi, M. Matsumoto, T. Hayamizu, N. Chatani, S. Murai, *Chem. Lett.*, 2002, **31**, 396 - 397; (d) For dehydrogenative annulation see: H. Zhang, X. Cui, X. Yao, H. Wang, J. Zhang, Y. Wu, *Org. Lett.*, 2012, **14**, 3012 – 3015. (e) For Ir-catalysed borylation see: A. J. Roering, L. V. A. Hale, P. A. Squier, M. A. Ringgold, E. R. Wiederspan, T. B. Clark, *Org. Lett.* 2012, **14**, 3558 – 3561.
- B.B. Toure, K. Miller-Moslin, N. Yusuff, L. Perez, M. Dore, C. Joud, W. Michael, L. DiPietro, S. van der Plas, M. McEwan, F. Lenoir, M. Hoe, R. Karki, C. Springer, J. Sullivan, K. Levine, C. Fiorilla, X. Xie, R. Kulathila, K. Herlihy, D. Porter, M. Vaisser, *ACS Med. Chem. Lett.*, 2013, **4**, 186–190.
- Z. Xin, H. Peng, A. Zhang, T. Talreja, G. Kumaravel, L. Xu, E. Rohde, M.-Y. Jung, M. N. Shackett, D. Kocisko, S. Chollate, A. W. Dunah, P. A. Snodgrass-Belt, A. Moore, A. G. Taveras, K. J. Rhodes, R. H. Scannevin, *Bioorg. Med. Chem. Lett.*, 2011, **21**, 7277 – 7280.
- H. Choo, Y.-J. Klm, J. Kim, M. Y. Yeom, US 2014/0228568 A1.
- (a) R. Giri, N. Maugel, J.-J. Li, D.-H. Wang, S. P. Breazzano, L. B. Saunders, J.-Q. Yu, *J. Am. Chem. Soc.*, 2007, **129**, 3510 - 3511; (b) M. Wasa, K. S. L. Chan, J.-Q. Yu, *Chem. Lett.*, 2011, **40**, 1004 - 1006; (c) K. M. Engle, P. S. Thuy-Boun, M. Dang, J.-Q. Yu, *J. Am. Chem. Soc.*, 2011, **133**, 18183 – 18193; (d) M. Wasa, K. M. Engle, D. W. Lin, E. J. Yoo, J.-Q. Yu, *J. Am. Chem. Soc.*, 2011, **133**, 19598 – 19601; (e) P. S. Thuy-Boun, G. Villa, D. Dang, P. F. Richardson, S. Su, J.-Q. Yu, *J. Am. Chem. Soc.*, 2013, **135**, 17508 – 17513; (f) K. S. L. Chan, M. Wasa, L. Chu, B. N. Laforteza, M. Miura, J.-Q. Yu, *Nat. Chem.*, 2014, **6**, 146 – 150; (g) K.-J. Xiao, D. W. Lin, M. Miura, R.-Y. Zhu, W. Gong, M. Wasa, J.-Q. Yu, *J. Am. Chem. Soc.*, 2014, **136**, 8138 – 8142.
- (a) B. A. Steinhoff, S. S. Stahl, *J. Am. Chem. Soc.* 2006, **133**, 4348 – 4355 (b) K. L. Hull, M. S. Sanford, *J. Am. Chem. Soc.* 2007, **131**, 11904 – 11905; (c) K. L. Hull, M. S. Sanford, *J. Am. Chem. Soc.* 2009, **131**, 9651 – 9653; (d) A. Ishikawa, Y. Nakao, H. Sato, S. Sakaki, *Dalton Trans.*, 2010, **39**, 3279 – 3289; (e) B. P. Carrow, J. F. Hartwig, *J. Am. Chem. Soc.* 2011, **133**, 2116 – 2119.
- In the case of product **3f**, attempts to improve reaction efficiency by the use of additional MPAA ligands (Boc-L-Thr-OH and Boc-L-Leu-OH) were unsuccessful and resulted in lower conversion.