

Chemical Science

Accepted Manuscript



This is an *Accepted Manuscript*, which has been through the Royal Society of Chemistry peer review process and has been accepted for publication.

Accepted Manuscripts are published online shortly after acceptance, before technical editing, formatting and proof reading. Using this free service, authors can make their results available to the community, in citable form, before we publish the edited article. We will replace this *Accepted Manuscript* with the edited and formatted *Advance Article* as soon as it is available.

You can find more information about *Accepted Manuscripts* in the [Information for Authors](#).

Please note that technical editing may introduce minor changes to the text and/or graphics, which may alter content. The journal's standard [Terms & Conditions](#) and the [Ethical guidelines](#) still apply. In no event shall the Royal Society of Chemistry be held responsible for any errors or omissions in this *Accepted Manuscript* or any consequences arising from the use of any information it contains.



www.rsc.org/chemicalscience

Cite this: DOI: 10.1039/c0xx00000x

www.rsc.org/xxxxxx

ARTICLE TYPE

Amine α -Heteroarylation via Photoredox Catalysis: A Homolytic Aromatic Substitution Pathway

Christopher K. Prier and David W. C. MacMillan*

Received (in XXX, XXX) Xth XXXXXXXXX 20XX, Accepted Xth XXXXXXXXX 20XX

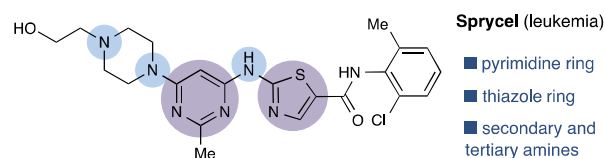
DOI: 10.1039/b000000x

The direct α -heteroarylation of tertiary amines has been accomplished via photoredox catalysis to generate valuable benzylic amine pharmacophores. A variety of five- and six-membered chloroheteroarenes are shown to function as viable coupling partners for the α -arylation of a diverse range of cyclic and acyclic amines. Evidence is provided for a homolytic aromatic substitution mechanism, in which a catalytically-generated α -amino radical undergoes direct addition to an electrophilic chloroarene.

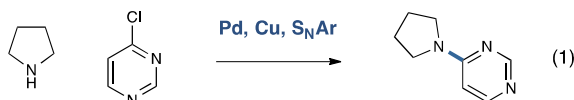
Introduction

Heterocycles and heteroaromatics are ubiquitous components of biological systems and pharmaceutical research. These invaluable structural motifs are broadly employed in the development of medicinal agents due to their capacity to (i) drive therapeutic potency, (ii) lower drug lipophilicity, (iii) increase aqueous solubility, and (iv) reduce the inhibition of cytochrome P450s.¹ Indeed, at the present time heteroaromatics feature in approximately half of the top 200 pharmaceuticals sold worldwide.² It is not surprising therefore that coupling reactions which generically connect heterocyclic moieties to other molecular fragments are now mainstay transformations in medicinal agent synthesis. For example, couplings between heterocycles and amines via C–N bond-forming reactions, either via nucleophilic aromatic substitution (S_NAr)³ or transition metal-catalyzed approaches,⁴ have been extensively studied and applied (Figure 1, Eq. 1).⁵ In contrast, fragment coupling methods that unite heteroaromatic units with the amine α -carbon position (Figure 1, Eq. 2) are relatively unknown, despite the opportunity to access medicinal agents with similar physiological properties and with proven clinical utility (e.g. Veliparib,⁶ Pradaxa,⁷ and Bentiavalicarb⁸). While important strategies for amine α -arylation have been reported by Dieter,⁹ Campos,¹⁰ Nakamura,¹¹ and others,¹² a generic yet mild α -arylation protocol remains largely elusive.

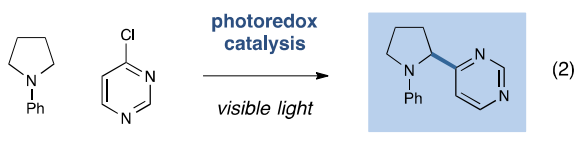
Amines and Heteroarenes: Ubiquitous Components of Drugs



C–N bond-forming amine–heterocycle coupling: wide utility



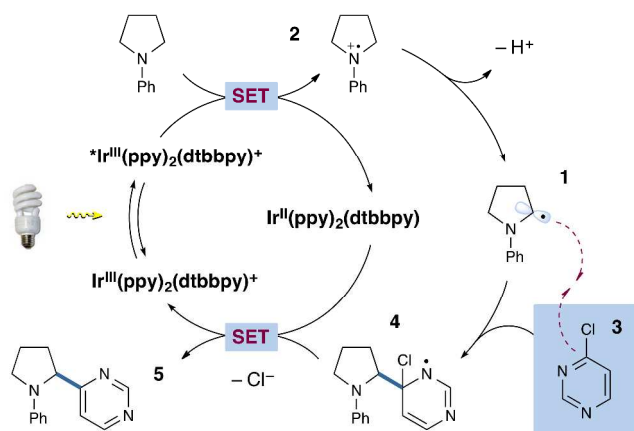
C–C bond-forming amine–heterocycle coupling: this work



Visible light photoredox catalysis has emerged in recent years as a powerful platform for the development of new reactions in organic synthesis.¹³ In this context, we have recently demonstrated that photoredox catalysis can be employed to mediate the α -arylation of amines using electron-deficient benzonitrile coupling partners.¹⁴ In this protocol, activation of the amine α -C–H bond is achieved via single-electron oxidation followed by α -deprotonation to generate the critical α -amino radical **1** (Scheme 1).¹⁵ Concomitant single-electron reduction of an accompanying benzonitrile provides a stabilized radical anion, which undergoes selective hetero radical–radical coupling with the α -amino radical species **1** to forge the desired α -amino arylation products. Taking inspiration from the Minisci reaction,¹⁶ we recently questioned whether a photoredox-based

Merck Center for Catalysis at Princeton University, Princeton, New Jersey, 08544, USA. E-mail: dmacmill@princeton.edu; Fax: +1 609 2585922; Tel: +1 609 2582254

† Electronic supplementary information (ESI) available: Experimental procedures, structural proofs, and spectral data for all new compounds are provided (97 pages) (PDF). See DOI: xxxxxx



Scheme 1 Proposed arylation via homolytic aromatic substitution

amine α -arylation could be achieved by the addition of an α -amino radical **1** to a ground-state, neutral arene via a homolytic aromatic substitution pathway.^{17–19} This approach would constitute an alternative catalytic mechanism that would obviate the need for cyanoarenes and the accompanying radical anion pathway. Herein, we report the successful execution of this plan and describe a new coupling mechanism that employs chloroheteroarenes for the direct α -arylation of amines.

Design plan

As shown in Scheme 1, our proposed mechanism called for a sufficiently oxidizing photocatalyst, e.g. iridium complex $\text{Ir}(\text{ppy})_2(\text{dtbbpy})\text{PF}_6$ ($\text{ppy} = 2\text{-phenylpyridine}$, $\text{dtbbpy} = 4,4'\text{-di-}t\text{-butyl-2,2'-bipyridine}$, $E_{1/2}^{*\text{III/II}} = +0.66 \text{ V vs. SCE}$)²⁰ to oxidize the amine substrate via a single electron transfer (SET) mechanism ($E_{1/2}^{\text{red}} = +0.71 \text{ vs. SCE}$ for N,N -dimethylaniline).²¹ This electron transfer step would lead to a reduced iridium complex $\text{Ir}(\text{II})(\text{ppy})_2(\text{dtbbpy})$ with concomitant formation of the amine radical cation **2**, a species that may be deprotonated at the $\alpha\text{-C-H}$ position to generate the α -amino radical **1**.²² Addition of **1** to a highly electrophilic heteroarene **3** via homolytic aromatic substitution was expected to provide the radical σ -complex **4**, which may readily undergo single-electron reduction ($E_{1/2}^{\text{red}} = -0.26 \text{ V vs. SCE}$ for the hydroxycyclohexadienyl radical)^{23,24} followed by loss of an anionic leaving group (Cl^-) to provide the α -heteroaryl amine product **5**. This reduction step would simultaneously complete the photoredox cycle ($\text{Ir}(\text{II})$ to $\text{Ir}(\text{III})$) via reconstitution of the $\text{Ir}(\text{ppy})_2(\text{dtbbpy})\text{PF}_6$ catalyst. Importantly, the incorporation of an anionic leaving group in the arene coupling partner would render this process redox neutral, obviating the need to employ either stoichiometric oxidants or reductants, while only generating HX as a reaction byproduct. Moreover, we anticipated that this strategy would enable the coupling of a diverse array of heteroaromatic rings while exhibiting complementary scope to our previously reported cyanoarene radical anion pathway.

Results and discussion

We initiated our α -amino arylation investigation by examining the utility of various 2-halo-benzothiazoles given their utility as potent electrophiles in two-electron $\text{S}_{\text{N}}\text{Ar}$ chemistry. While

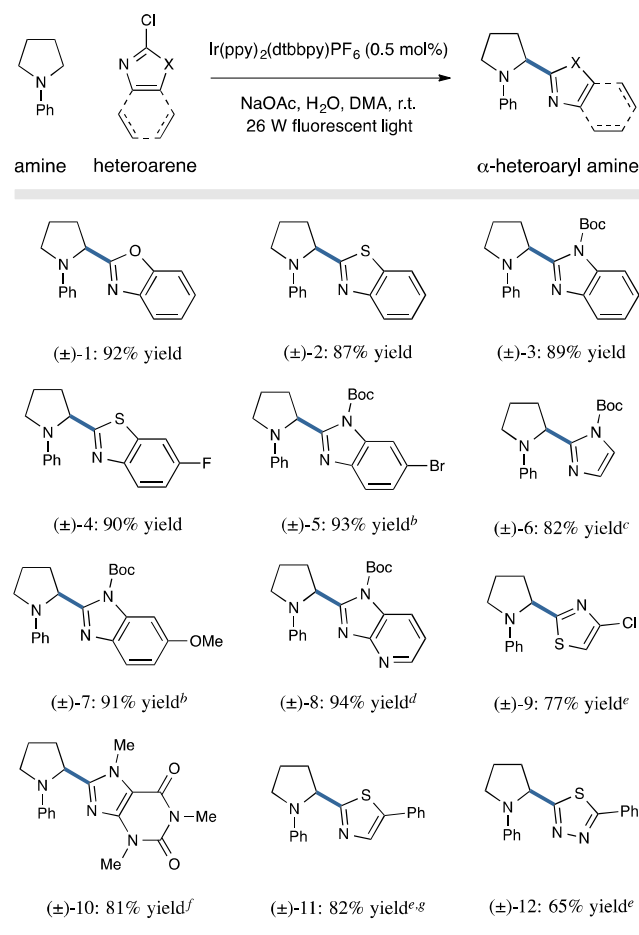
attempts to employ the cyano-substituted benzothiazole met with little success, we were delighted to find that bromo- and chloro-leaving groups provided the product of α -heteroarylation in useful yields using tris(2-phenylpyridinato- C^2, N)iridium(III) [*fac*- $\text{Ir}(\text{ppy})_3$] as the photocatalyst (Table 1, entries 3 and 4, 50 and 56% yield). Next, evaluation of a variety of visible light photocatalysts revealed higher efficiencies could be obtained with the heteroleptic iridium complex $\text{Ir}(\text{ppy})_2(\text{dtbbpy})\text{PF}_6$ in the presence of 2-chlorobenzothiazole (entry 6, 75% yield). Moreover, lowering the photocatalyst and amine loadings did not lead to diminished reaction yields (entries 7 and 8). Intriguingly, the addition of water was found to improve the overall efficiency of this arylation protocol, with ten equivalents providing optimal yields (entry 10, 87% yield).²⁵ Finally, while a low yield of product was obtained upon visible light irradiation in the absence of photocatalyst (entry 11),²⁶ no reaction was observed in the absence of either light or base (entries 12 and 13).

With respect to the scope of the arene component in this coupling reaction, we have found that a range of five-membered heteroaryl chlorides function as suitable substrates (Table 2). For example, a variety of benzoxazole, benzothiazole, and benzimidazole-derived scaffolds may be installed in high yields (entries 1–5 and 7, 87–93% yield). Moreover, monocyclic imidazole and thiazole substrates are well-tolerated (entries 6, 9, and 11, 77–82% yield). The nature of the 6,5-heteroaromatic may also be broadly varied, as exemplified by the installation of the imidazopyridine and caffeine ring systems (entries 8 and 10, 79 and 81% yield). Furthermore, five-membered heteroaromatic rings that incorporate three heteroatoms may be utilized, as highlighted by the coupling of a 1,3,4-thiadiazole (entry 12, 65% yield). Importantly, heteroaromatic substrates that include a

Table 1 Evaluation of arene coupling partners and photocatalysts

entry	leaving group (X)	amine (equiv.)	photocatalyst (mol%)	yield (%) ^a
1	CN	3	$\text{Ir}(\text{ppy})_3$ (1 mol%)	4%
2	I	3	$\text{Ir}(\text{ppy})_3$ (1 mol%)	5%
3	Br	3	$\text{Ir}(\text{ppy})_3$ (1 mol%)	50%
4	Cl	3	$\text{Ir}(\text{ppy})_3$ (1 mol%)	56%
5	F	3	$\text{Ir}(\text{ppy})_3$ (1 mol%)	16%
6	Cl	3	$\text{Ir}(\text{ppy})_2(\text{dtbbpy})\text{PF}_6$ (1 mol%)	75%
7	Cl	3	$\text{Ir}(\text{ppy})_2(\text{dtbbpy})\text{PF}_6$ (0.5 mol%)	78%
8	Cl	1.5	$\text{Ir}(\text{ppy})_2(\text{dtbbpy})\text{PF}_6$ (0.5 mol%)	77%
9 ^b	Cl	1.5	$\text{Ir}(\text{ppy})_2(\text{dtbbpy})\text{PF}_6$ (0.5 mol%)	84%
10 ^c	Cl	1.5	$\text{Ir}(\text{ppy})_2(\text{dtbbpy})\text{PF}_6$ (0.5 mol%)	87%
11	Cl	1.5	none	11%
12 ^d	Cl	1.5	$\text{Ir}(\text{ppy})_2(\text{dtbbpy})\text{PF}_6$ (0.5 mol%)	0%
13 ^e	Cl	1.5	$\text{Ir}(\text{ppy})_2(\text{dtbbpy})\text{PF}_6$ (0.5 mol%)	0%

^aYield after 24 h determined by ^1H NMR analysis of crude reaction mixture with internal standard. Reactions performed with 2 equiv. NaOAc and 0.25 M DMA. ^bWith 3 equiv. H_2O . ^cWith 10 equiv. H_2O , isolated 80% yield. ^dPerformed in the absence of light. ^ePerformed in the absence of NaOAc.

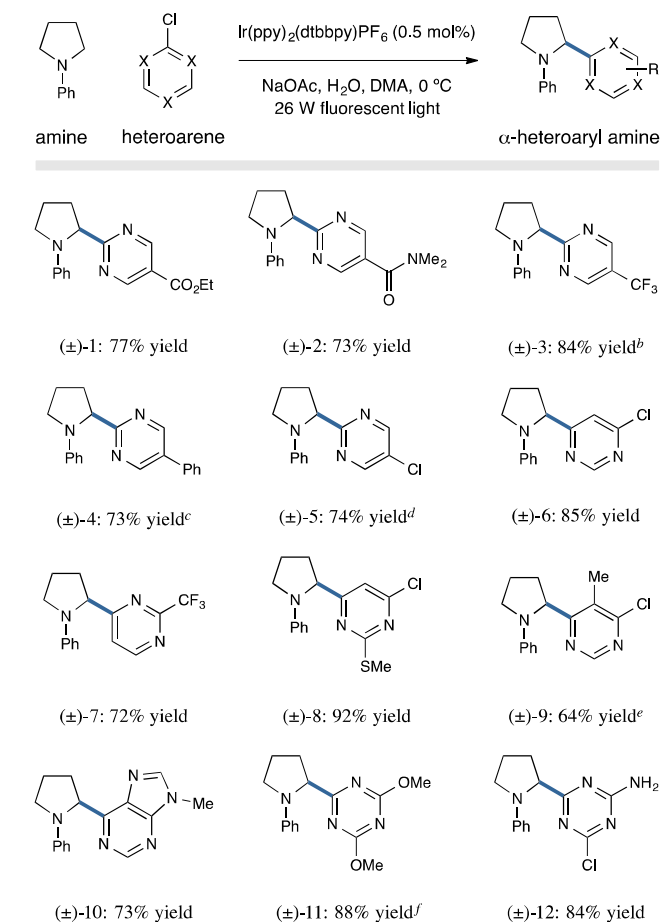
Table 2 Coupling of five-membered heteroarenes: arene scope^a

^aConditions as in Table 1, entry 10 unless noted. ^bChloroarene starting material and product are a 1:1 mixture of regioisomers with respect to position of the Boc group. ^cPerformed using 3.0 equiv. amine to 1.0 equiv. amine and 30 equiv. H₂O. ^dPerformed at 0 °C. ^ePerformed using 1.5 equiv. amine to 1.0 equiv. amine. ^fPerformed with 40 equiv. H₂O. ^gPerformed without H₂O.

10 second halide substituent (F, Cl, Br) at a non-electrophilic site remain viable in this protocol (entries 4, 5, and 9), an important consideration with respect to (i) predictable regiocontrol of the arylation coupling site and (ii) the compatibility of this protocol with complementary coupling technologies in a synthetic

15 sequence.

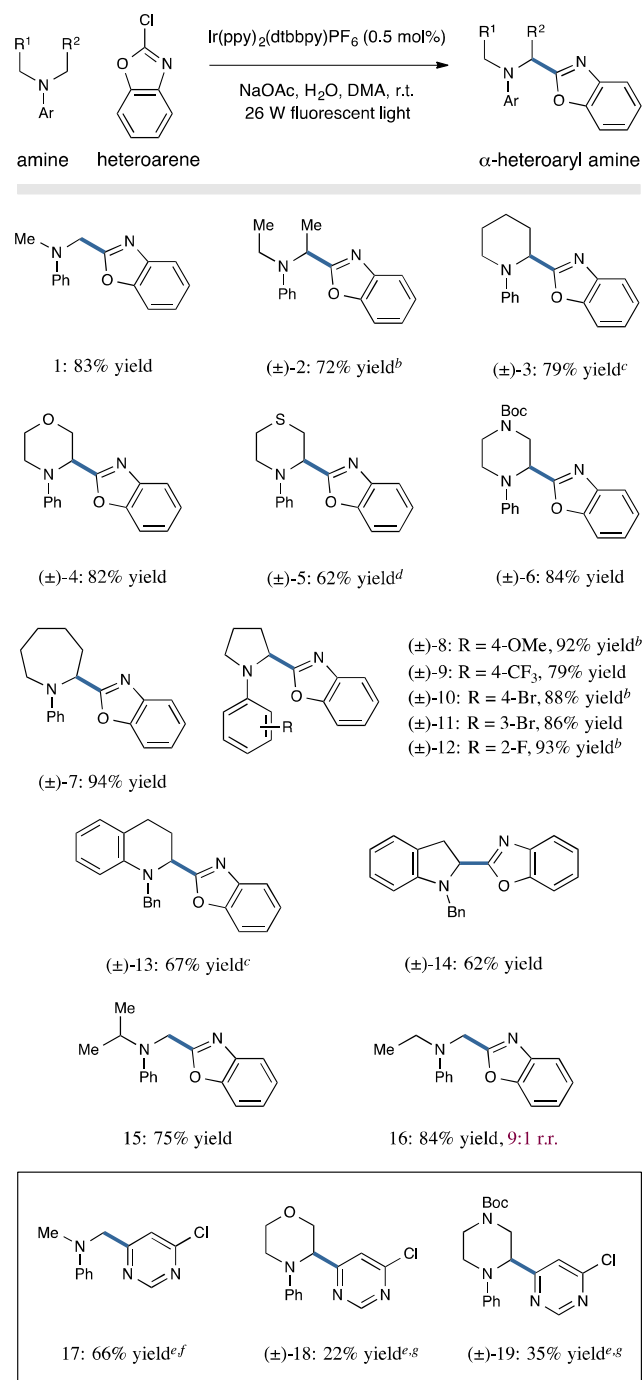
Having successfully demonstrated α -heteroarylation with a variety of five-membered heteroarenes, we next anticipated that electrophilic six-membered heterocycles might also engage in this new α -amino coupling protocol (Table 3). In general, 20 pyrimidine substrates were found to be viable, with a second electron-withdrawing substituent typically providing superior yields. Thus, 2-chloropyrimidines bearing ester, amide, or trifluoromethyl functionality at the 5-position undergo coupling with excellent efficiency (entries 1–3, 73–84% yield).²⁷ Pyrimidines that incorporate a second aromatic ring (entry 4, 73% yield) or a halide substituent (entry 5, 74% yield) may also be successfully employed. Performing these reactions at sub-ambient temperatures (0 °C) with added water is critical for suppressing arene decomposition and achieving high levels of

Table 3 Coupling of six-membered heteroarenes: arene scope^a

^aConditions employ 25 equiv. H₂O at 0 °C, unless otherwise noted. ^bPerformed using 5 equiv. H₂O, 1.0 equiv. amine, and 1.5 equiv. arene. ^cPerformed at 10 °C. ^dPerformed using 40 equiv. H₂O, 1.0 equiv. amine, and 3.0 equiv. arene; product obtained as a single regioisomer. ^ePerformed using 1.0 equiv. amine and 1.5 equiv. arene. ^fPerformed using 50 equiv. H₂O.

reaction efficiency (see Supplementary Information). Pyrimidines bearing a chloride leaving group at the 4-position also undergo coupling (entries 6–8, 72–92% yield), and *ortho*-substitution on the pyrimidine ring is tolerated, albeit with diminished yield (entry 9, 64% yield). Again, the compatibility of a second chloride substituent on the pyrimidine substrate allows for subsequent product functionalization via a range of transformations. Finally, this photoredox protocol may be used to install a variety of other 6-membered heteroarenes including purines (entry 10, 73% yield) and 1,3,5-triazines (entries 11 and 12, 88 and 84% yield).

With regard to the scope of the amine coupling partner, we anticipated that a range of readily oxidized tertiary anilines would serve as competent substrates. Indeed, using 2-chlorobenzoxazole as a representative heteroarene, we were pleased to find that both acyclic (Table 4, entries 1 and 2, 83 and 72% yield) and cyclic dialkylanilines (entries 3 and 7, 79 and 94% yield) undergo α -arylation with excellent efficiency. Moreover, saturated heterocyclic ring systems such as morpholine, thiomorpholine, and piperazine were found to be amenable to this photoredox

Table 4 Photoredox amine α -heteroarylation: amine scope^a

^aConditions employ 10 equiv. H_2O unless otherwise noted. ^bPerformed with 5 equiv. H_2O . ^cPerformed at 0 $^\circ\text{C}$. ^dPerformed with 15 equiv. H_2O . ^ePerformed with 1.0 equiv. amine and 1.5 equiv. arene at 0 $^\circ\text{C}$. ^fPerformed with 40 equiv. H_2O . ^gPerformed with 20 equiv. H_2O .

heteroarylation (entries 4–6, 62–84% yield). Electron-donating as well as withdrawing substituents on the N -aryl ring are tolerated, and may be incorporated at the *para*, *meta*, or *ortho* positions (entries 8–12, 79–93% yield). Medically relevant tetrahydroquinoline and indoline architectures can also be successfully employed, with arylation proceeding regioselectively

at the α -amino ring position in lieu of the exocyclic benzylic site (entries 13 and 14, 67 and 62% yield). Unsymmetrical, acyclic dialkylanilines interestingly undergo functionalization at methyl α -substituents in preference to methine (entry 15, single regioisomer) and methylene (entry 16, 9:1 r.r.) α -positions.²⁸ Finally, we provide examples of heteroaryl chloride–amine combinations that undergo coupling with moderate levels of reaction efficiency. As shown, the use of N,N -dimethylaniline, N -phenylmorpholine, and N -phenylpiperazine with 4,6-dichloropyrimidine resulted in diminished yields (entries 17–19, 22–66% yield). While these transformations remain of value to medicinal chemists, we are focused upon overcoming these limitations in efficiency.²⁹ To demonstrate the scalability of the arylation reaction, we additionally performed the coupling of 2-chlorobenzoxazole and *tert*-butyl 4-phenylpiperazine-1-carboxylate on a 4.0 mmol scale, providing the α -arylated product in 80% yield (1.22 g product, cf. Table 4, entry 6, 84% yield).

Mechanism. We have sought to obtain evidence for the proposed homolytic aromatic substitution mechanism as outlined in Scheme 1. Stern–Volmer fluorescence quenching studies using the preferred $\text{Ir}(\text{ppy})_2(\text{dtbbpy})\text{PF}_6$ photocatalyst revealed significant emission quenching by N -phenylpyrrolidine, yet no change in the emission was observed using a variety of chloroheteroarene substrates. This finding indicates that a reductive quenching cycle is operative (wherein the excited state of the catalyst first performs amine oxidation). To determine if the neutral α -amino radical **1** undergoes addition to the ground state heteroarene **3** (as proposed in Scheme 1) or if the chloroarene undergoes reduction via electron transfer with the transient $\text{Ir}^{\text{II}}(\text{ppy})_2(\text{dtbbpy})$ species (as observed in our cyanoarene studies),¹⁴ the reduction potentials of several chloroheteroarene substrates were measured by cyclic voltammetry. These potentials were found to range from -1.70 V to -2.19 V vs. SCE (see Supplementary Information). More specifically, 2-chlorobenzoxazole was found to undergo reduction at -2.19 V vs. SCE, indicating that electron transfer from the $\text{Ir}^{\text{II}}(\text{ppy})_2(\text{dtbbpy})$ species is highly endothermic and suggesting that a radical anion–neutral radical coupling mechanism is *not* operative.^{30, 31}

Conclusions

In conclusion, we have leveraged photoredox catalysis to achieve the α -heteroarylation of tertiary amines with a diverse array of five- and six-membered heterocycles via a putative homolytic aromatic substitution pathway. Given the prevalence of heterocycles in medicinal agents, as well as the commercial availability of a large number of chloroheteroarenes, we expect that this reaction will find immediate application in the synthesis of biologically active compounds.

Acknowledgements

Financial support was provided by the NIHGMMS (R01 01 GM093213-01), Merck and Amgen. C. K. P. is grateful for a Bristol-Myers Squibb graduate fellowship. We thank Yuan Hu for generous assistance with cyclic voltammetry.

Notes and references

- 1 T. J. Ritchie, S. J. F. Macdonald, S. Peace, S. D. Pickett and C. N. Luscombe, *Med. Chem. Commun.*, 2012, **3**, 1062.
- 2 N. A. McGrath, M. Brichacek and J. T. Njardarson, *J. Chem. Educ.*, 2010, **87**, 1348.
- 3 a) M. B. Smith and J. March, *Advanced Organic Chemistry*, Wiley-Interscience, New York, 5th edn., 2001, pp. 850. b) J. A. Joule and K. Mills, *Heterocyclic Chemistry*, Wiley, Chichester, 5th edn., 2010. c) J. F. Bunnett and R. E. Zahler, *Chem. Rev.*, 1951, **49**, 273. d) J. F. Bunnett, *J. Chem. Educ.*, 1974, **51**, 312. e) K. Walsh, H. F. Sneddon and C. J. Moody, *ChemSusChem*, 2013, **6**, 1455.
- 4 a) J. P. Wolfe, S. Wagaw, J.-F. Marcoux and S. L. Buchwald, *Acc. Chem. Res.*, 1998, **31**, 805. b) D. S. Surry and S. L. Buchwald, *Chem. Sci.*, 2011, **2**, 27. c) J. F. Hartwig, *Angew. Chem. Int. Ed.*, 1998, **37**, 2046. d) G. Evano, N. Blanchard and M. Toumi, *Chem. Rev.*, 2008, **108**, 3054.
- 5 a) S. D. Roughley and A. M. Jordan, *J. Med. Chem.*, 2011, **54**, 3451. b) J. S. Carey, D. Laffan, C. Thomson and M. T. Williams, *Org. Biomol. Chem.*, 2006, **4**, 2337.
- 6 C. K. Donawho, Y. Luo, Y. Luo, T. D. Penning, J. L. Bauch, J. J. Bouska, V. D. Bontcheva-Diaz, B. F. Cox, T. L. DeWeese, L. E. Dillehay, D. C. Ferguson, N. S. Ghoreishi-Haack, D. R. Grimm, R. Guan, E. K. Han, R. R. Holley-Shanks, B. Hristov, K. B. Idler, K. Jarvis, E. F. Johnson, L. R. Kleinberg, V. Klinghofer, L. M. Lasko, X. Liu, K. C. Marsh, T. P. McGonigal, J. A. Meulbroeck, A. M. Olson, J. P. Palma, L. E. Rodriguez, Y. Shi, J. A. Stavropoulos, A. C. Tsurutani, G.-D. Zhu, S. H. Rosenberg, V. L. Giranda and D. J. Frost, *Clin. Cancer Res.*, 2007, **13**, 2728.
- 7 N. H. Huel, H. Nar, H. Priepke, U. Ries, J.-M. Stassen and W. Wienen, *J. Med. Chem.*, 2002, **45**, 1757.
- 8 M. Reuveni, *Eur. J. Plant Pathol.*, 2003, **109**, 243.
- 9 a) R. K. Dieter and S. Li, *Tetrahedron Lett.*, 1995, **36**, 3613. b) R. K. Dieter and S. Li, *J. Org. Chem.*, 1997, **62**, 7726.
- 10 a) K. R. Campos, A. Klapars, J. H. Waldman, P. G. Dormer and C. Chen, *J. Am. Chem. Soc.*, 2006, **128**, 3538. b) A. Klapars, K. R. Campos, J. H. Waldman, D. Zewge, P. G. Dormer and C. Chen, *J. Org. Chem.*, 2008, **73**, 4986. c) G. Barker, P. O'Brien and K. R. Campos, *Org. Lett.*, 2010, **12**, 4176. d) G. Barker, J. L. McGrath, A. Klapars, D. Stead, G. Zhou, K. R. Campos and P. O'Brien, *J. Org. Chem.*, 2011, **76**, 5936.
- 11 N. Yoshikai, A. Mieczkowski, A. Matsumoto, L. Ilies and E. Nakamura, *J. Am. Chem. Soc.*, 2010, **132**, 5568.
- 12 For reviews on amine α -functionalization: a) K. R. Campos, *Chem. Soc. Rev.*, 2007, **36**, 1069. b) E. A. Mitchell, A. Peschiulli, N. Lefevre, L. Meerpoel and B. U. W. Maes, *Chem. Eur. J.*, 2012, **18**, 10092.
- 13 a) C. K. Prier, D. A. Rankic and D. W. C. MacMillan, *Chem. Rev.*, 2013, **113**, 5322. b) J. W. Tucker and C. R. J. Stephenson, *J. Org. Chem.*, 2012, **77**, 1617. c) J. M. R. Narayanam and C. R. J. Stephenson, *Chem. Soc. Rev.*, 2011, **40**, 102. d) F. Teplý, *Collect. Czech. Chem. Commun.*, 2011, **76**, 859.
- 14 a) A. McNally, C. K. Prier and D. W. C. MacMillan, *Science*, 2011, **334**, 1114. b) A subsequent variant was reported using trialkylamines and aryl halides: A. Singh, A. Arora and J. D. Weaver, *Org. Lett.*, 2013, **15**, 5390.
- 15 P. Renaud and L. Giraud, *Synthesis*, 1996, 913.
- 16 a) F. Minisci, *Synthesis*, 1973, 1. b) F. Minisci, *Top. Curr. Chem.*, 1976, **62**, 1. c) F. Minisci, E. Vismara and F. Fontana, *Heterocycles*, 1989, **28**, 489. d) F. Minisci, F. Fontana and E. Vismara, *J. Heterocyclic Chem.*, 1990, **27**, 79. e) M. A. J. Dunston, *Med. Chem. Commun.*, 2011, **2**, 1135.
- 17 a) S. E. Vaillard, B. Schulte and A. Studer, Radical-Based Arylation Methods in *Modern Arylation Methods*, ed. L. Ackermann, Wiley-VCH, Weinheim, 2009, pp. 475-511. b) A. Studer and M. Bossart, Homolytic Aromatic Substitutions in *Radicals in Organic Synthesis*, ed. P. Renaud and M. P. Sibi, Wiley-VCH, Weinheim, 2001, vol. 2, pp. 62-80. c) W. R. Bowman and J. M. D. Storey, *Chem. Soc. Rev.*, 2007, **36**, 1803. d) J. G. Traynham, *Chem. Rev.*, 1979, **79**, 323.
- 18 For examples of homolytic aromatic substitution reactions employing photoredox catalysis: a) H. Cano-Yelo and A. Deronzier, *J. Chem. Soc., Perkin Trans. 2*, 1984, 1093. b) L. Furst, B. S. Matsuura, J. M. R. Narayanam, J. W. Tucker and C. R. J. Stephenson, *Org. Lett.*, 2010, **12**, 3104. c) D. A. Nagib and D. W. C. MacMillan, *Nature*, 2011, **480**, 224. d) D. P. Hari, P. Schroll and B. König, *J. Am. Chem. Soc.*, 2012, **134**, 2958.
- 19 For other relevant examples of homolytic aromatic substitution: a) M. Fiorentino, L. Testaferrri, M. Tiecco and L. Troisi, *J. Chem. Soc., Chem. Comm.*, 1977, 316. b) C. J. Cowden, *Org. Lett.*, 2003, **5**, 4497. c) Y. Fujiwara, J. A. Dixon, F. O'Hara, E. D. Funder, D. D. Dixon, R. A. Rodriguez, R. D. Baxter, B. Herlé, N. Sach, M. R. Collins, Y. Ishihara and P. S. Baran, *Nature*, 2012, **492**, 95.
- 20 a) J. D. Slinker, A. A. Gorodetsky, M. S. Lowry, J. Wang, S. Parker, R. Rohl, S. Bernhard and G. G. Malliaras, *J. Am. Chem. Soc.*, 2004, **126**, 2763. b) M. S. Lowry, J. I. Goldsmith, J. D. Slinker, R. Rohl, R. A. Pascal, Jr., G. G. Malliaras and S. Bernhard, *Chem. Mater.*, 2005, **17**, 5712.
- 21 E. T. Seo, R. F. Nelson, J. M. Fritsch, L. S. Marcoux, D. W. Leedy and R. N. Adams, *J. Am. Chem. Soc.*, 1966, **88**, 3498.
- 22 A pK_a of 18.8 has been calculated for the radical cation of *N,N*-dimethylaniline in acetonitrile: G. W. Dombrowski, J. P. Dinnocenzo, P. A. Zielinski, S. Farid, Z. M. Wosinska and I. R. Gould, *J. Org. Chem.*, 2005, **70**, 3791. The acetate base employed in this work may perform this deprotonation in organic solvents; the pK_a of acetic acid in acetonitrile has been determined to be 23.5: A. Kütt, I. Leito, I. Kaljurand, L. Sooväli, V. M. Vlasov, L. M. Yagupolskii and I. A. Koppel, *J. Org. Chem.*, 2006, **71**, 2829.
- 23 a) J. Lilie, G. Beck and A. Henglein, *Ber. Bunsenges. Phys. Chem.*, 1971, **75**, 458. b) M. Grätzel, A. Henglein, J. Lilie and M. Scheffler, *Ber. Bunsenges. Phys. Chem.*, 1972, **76**, 67.
- 24 While a cyclohexadienyl radical is not a perfect approximation for the heterocyclic dienyl radical **4**, we anticipate that the heterocyclic radical will undergo reduction even more readily.
- 25 For more data on the effect of water, see Supplementary Information. For another example of the beneficial role of water in single-electron transfer chemistry, see: T. Hoshikawa and M. Inoue, *Chem. Sci.*, 2013, **4**, 3118.
- 26 Reactivity in the absence of photocatalyst may involve electron transfer from excited electron donor-acceptor complexes, see: a) R. Foster, *J. Phys. Chem.*, 1980, **84**, 2135. b) E. Arceo, I. D. Jurberg, A. Álvarez-Fernández and P. Melchiorre, *Nature Chem.*, 2013, **5**, 750.
- 27 While we have previously demonstrated the installation of pyridine rings using the corresponding cyanoarenes (reference 14), our efforts to couple more electron-deficient heteroaryl nitriles (such as cyanopyrimidines) have thus far been unsuccessful.
- 28 See Supplementary Information for a proposed model for the observed regioselectivity.
- 29 We postulate that the superior reactivity of pyrrolidines arises from the ability of this ring system to accommodate conjugation between the α -amino SOMO and the nitrogen lone pair without incurring destabilizing eclipsing interactions. See: a) D. D. M. Wayner, K. B. Clark, A. Rauk, D. Yu and D. A. Armstrong, *J. Am. Chem. Soc.*, 1997, **119**, 8925. b) D. Griller, J. A. Howard, P. R. Marriott and J. C. Scaiano, *J. Am. Chem. Soc.*, 1981, **103**, 619.
- 30 Stern-Volmer quenching experiments were also performed using *fac*-Ir(ppy)₃, a complex which in its photoexcited state ($E_{1/2}^{IV/III} = -1.73$ V vs. SCE) is slightly more reducing than Ir^{II}(ppy)₂(dtbbpy) ($E_{1/2}^{III/II} = -1.51$ V vs. SCE). Minimal quenching ($k_q\tau_0 < 2$ M⁻¹) was observed in the presence of pyrimidine and purine substrates, and no quenching was detected in the presence of 2-chlorobenzoxazole (see Supporting Information).
- 31 It has furthermore been demonstrated that the reduction of chloroheteroarenes to the corresponding radical anions typically results in halide fragmentation to generate aryl radicals. For examples of this reactivity, see: D. R. Carver, A. P. Komin, J. S. Hubbard and J. F. Wolfe, *J. Org. Chem.*, 1981, **46**, 294.

Graphical Abstract

