

# RSC Advances



This is an *Accepted Manuscript*, which has been through the Royal Society of Chemistry peer review process and has been accepted for publication.

*Accepted Manuscripts* are published online shortly after acceptance, before technical editing, formatting and proof reading. Using this free service, authors can make their results available to the community, in citable form, before we publish the edited article. This *Accepted Manuscript* will be replaced by the edited, formatted and paginated article as soon as this is available.

You can find more information about *Accepted Manuscripts* in the [Information for Authors](#).

Please note that technical editing may introduce minor changes to the text and/or graphics, which may alter content. The journal's standard [Terms & Conditions](#) and the [Ethical guidelines](#) still apply. In no event shall the Royal Society of Chemistry be held responsible for any errors or omissions in this *Accepted Manuscript* or any consequences arising from the use of any information it contains.

## COMMUNICATION

# Diversified Facile Synthesis of Benzimidazoles, Quinazolin-4(3*H*)-ones and 1,4-Benzodiazepine-2,5-diones via Palladium-Catalyzed Transfer Hydrogenation/Condensation Cascade of Nitroarenes under Microwave Irradiation

Cite this: DOI: 10.1039/x0xx00000x

Received 00th January 2012,  
Accepted 00th January 2012

DOI: 10.1039/x0xx00000x

www.rsc.org/

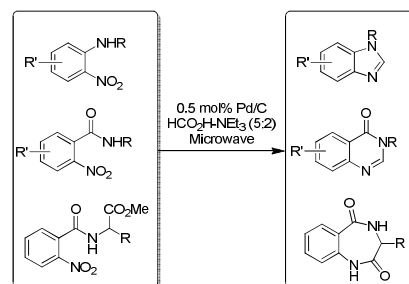
Kaicheng Zhu,<sup>a,§</sup> Jian-Hong Hao,<sup>a,§</sup> Cheng-Pan Zhang,<sup>a</sup> Jiajun Zhang,<sup>a</sup> Yiqing Feng\*<sup>a</sup> and Hua-Li Qin\*<sup>a</sup>

**A highly efficient, diversified methodology for preparation of benzimidazoles, quinazolin-4(3*H*)-ones and 1,4-benzodiazepine-2,5-diones is established using a palladium-catalyzed transfer hydrogenation(CTH)/condensation cascade of *o*-nitroaniline and *o*-nitrobenzamides in a triethylamine-formic acid azeotropic mixture under microwave irradiation.**

Benzimidazoles, quinazolin-4(3*H*)-ones and 1,4-benzodiazepine-2,5-diones comprise some of the most important core structures found in a variety of natural products and pharmacophores. Some representative therapeutic bioactivities associated with these heterocycles include antitumor,<sup>1</sup> anticonvulsant,<sup>2</sup> antiinflammatory,<sup>3</sup> antibiotic<sup>4</sup> and antianxiety.<sup>5</sup> A variety of methodologies for construction of these heterocyclic scaffolds were reported,<sup>6</sup> most of which either employed the corresponding *o*-amino substrates as starting material or proceeded through multi-step sequences. Syntheses of the title compounds under microwave irradiation have been reported in recent years,<sup>7</sup> most of which employ corresponding *o*-amino aryl compounds as starting materials. Direct synthesis of the title heterocycles through reductive cyclocondensation of nitroarene derivatives has been investigated.<sup>8</sup> The application of these methods, however, is usually limited by disadvantages associated with the use of uncommon catalysts and/or prolonged reaction times. Microwave-assisted one-pot reductive cyclocondensation of the corresponding nitro- or azo- compounds for formation of the target heterocycles mediated by Fe(0), Sn(II), on the other hand, requires a stoichiometric amount of metal reductant, which inevitably leads to large amounts of waste.<sup>9</sup>

Due to these disadvantages of the existing methods, there have been increasing demands for more efficient and environmentally-benign methodologies for the preparation of the titled heterocyclic compounds. We herein report a new solvent-free method for facile

and diversified construction of benzimidazole, quinazolin-4(3*H*)-one and 1,4-benzodiazepine-2,5-dione scaffolds, via a palladium-catalyzed transfer hydrogenation (CTH)/condensation cascade of nitro arenes in triethylamine-formic acid azeotropic mixture under microwave irradiation (Scheme 1).<sup>10</sup>

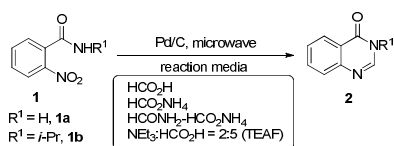


**Scheme 1.** Synthesis of benzimidazoles, quinazolin-4(3*H*)-ones and 1,4-benzodiazepine-2,5-diones

Our design of the new methodology hinged on an optimal reaction medium which would not only serve as the hydrogen source for the Pd-CTH reduction of nitroarene substrates, but also as the mono-carbon source that undergoes heterocycle formation with the intermediate aniline derivatives resulted from the Pd-CTH reduction. Thus, our initial focus was directed toward screening for such an optimal reaction medium.

To this end, common mono-carbon CTH reagents including formic acid, ammonium formate, formamide-ammonium formate mixture and triethylamine-formic acid azeotropic mixture (Et<sub>3</sub>N:HCO<sub>2</sub>H = 2:5, TEAF)<sup>11</sup> were tested using *o*-nitrobenzamides **1a** and **1b** as substrates in the presence of 10% Pd/C as catalyst (Scheme 2). The reaction in formic acid afforded the reduced aniline products readily but led to inefficient formation of the desired

quinazolinone heterocycles. We next examined  $\text{HCO}_2\text{NH}_4$ , however, the high pressure resulting from vigorous decomposition of ammonium formate under microwave irradiation forced us to abandon it due to potential safety concerns. The mixture of  $\text{HCONH}_2\text{-HCO}_2\text{NH}_4$  did lead to the desired quinazolinone products. But unfortunately, when *N*-substituted *o*-nitrobenzamide such as **1b** was used as substrate, quinazolin-4(3*H*)-one (**2a**) was isolated as an inevitable side product (~25%) in addition to the desired 3-isopropyl quinazolin-4-one (**2b**, ~65%). This side product **2a** was generated by an intramolecular transamidation from 2-formimidamidebenzamide (**1b''**), a condensation product between 2-amino-*N*-isopropylbenzamide (**1b'**) and formamide.<sup>12</sup>



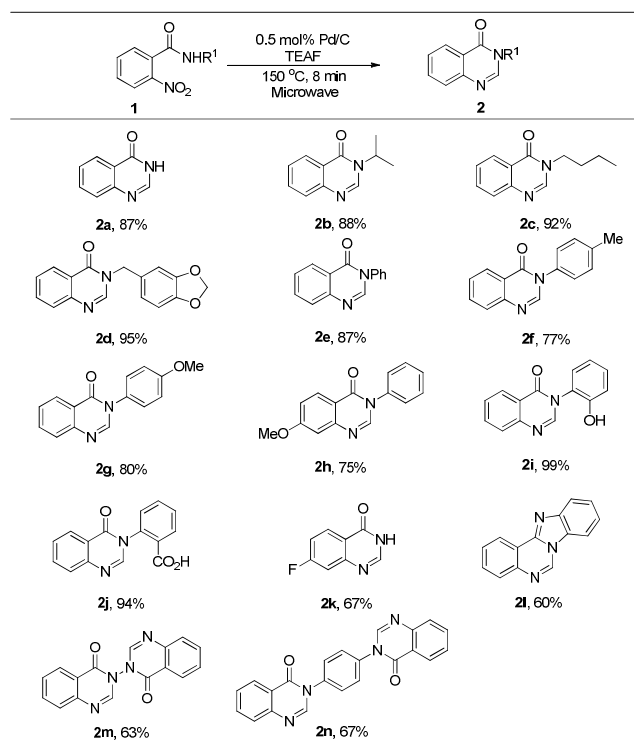
**Scheme 2.** Screening of reaction media

Gratifyingly, we found that when *o*-nitrobenzamide **1a** and **1b** were subjected to Pd-CTH-cyclization in azeotropic triethylamine-formic acid mixture (TEAF) under microwave irradiation, the desired quinazolinone products **2a** and **2b** were isolated in high yields as the sole product, respectively. To our delight, TEAF served as a good CTH hydrogen source, then also as a single-carbon source for the subsequent cyclocondensation. In addition, triethylamine, formed from decomposition of TEAF, did not interfere with the *N*-substituted 2-nitrobenzamide (**1b**), and afforded 3-substituted quinazolin-4(3*H*)-one (**2b**) readily without generating any detectable **2a** (*vide supra*). The azeotropic TEAF mixture heats up very quickly under irradiation due to its high microwave absorbance, and remains a homogeneous liquid from room temperature to 180 °C, which ensures the completion of the condensation in a short time. As an added advantage, TEAF solvates the generally insoluble nitrobenzamides well at room temperature, and is miscible with water and methanol, which leads to an easy work-up afterward. It was also found that in this TEAF medium, only 0.5 mol% Pd/C was sufficient to finish the reaction.

With TEAF in hand as the desired multi-functional medium, we went on to explore the substrate scope of this methodology through the synthesis of a series of 3-substituted quinazolin-4(3*H*)-ones (Table 1). Thus, 3-Alkyl quinazolin-4(3*H*)-ones **2b-d** were prepared in high yields under our cascade conditions. *N*-Aryl-2-nitrobenzamide underwent reductive Niementowski cyclocondensation with TEAF, affording 3-substituted quinazolin-4(3*H*)-ones **2f-i** in good to excellent yields. The free phenol functionality was well tolerated (**2i**), and the electron withdrawing groups on either the *N*-aryl (**2j**) or the parent framework (**2k**) did not affect the cyclization. The bis-reduction-cyclocondensation cascade took place on symmetrical substrates under our condition and gave symmetric bis-quinazolinone products **2m-n** in moderate yields. Interestingly, when *N*-2'-nitrophenyl-2-nitrobenzamide was subjected to the optimized conditions, the tetracyclic

benzo[4,5]imidazo[1,2-*c*]quinazoline **2l** was isolated as the major product.

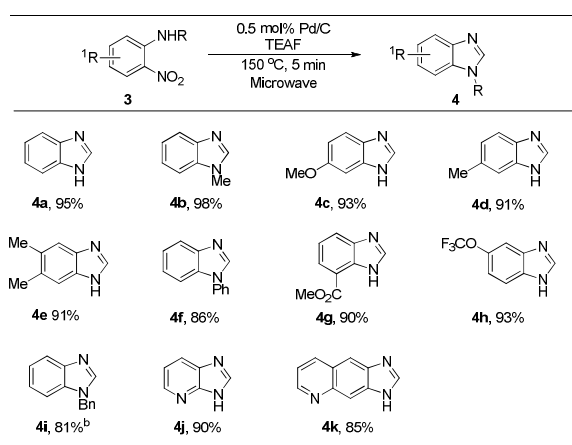
**Table 1.** Synthesis of quinazolin-4(3*H*)-one via palladium CTH reduction-cyclocondensation<sup>a</sup>



<sup>a</sup> Reaction conditions: *o*-nitrobenzamide (1.0 mmol), 10% Pd/C (0.5 mol%), TEAF (4.0 equiv.) were heated at 150 °C for 8 min under microwave irradiation. Isolated yield were reported.

We then applied our methodology to the preparation of benzimidazole compounds, and to our delight, the desired benzimidazole products (**4a-k**) were generated in generally high yields under the optimized condition (Table 2). Substrates bearing either electron rich (**3c-e**) or electron deficient (**3g-h**) *N*-aryls gave equally good yields of the benzimidazole products. It is noteworthy that although our palladium-CTH reduction-cyclocondensation represents a typical hydrogenation condition, by lowering the reaction temperature to 100 °C, we were able to retain most (5:1, >80%) of the *N*-benzyl functionality in the product (**4i**). This one-pot transformation was also highly efficient for heterocyclic substrates, affording the 3*H*-imidazo[4,5-*b*]pyridine (**4j**) and 3*H*-imidazo[4,5-*g*]quinoline (**4k**) in good yields.

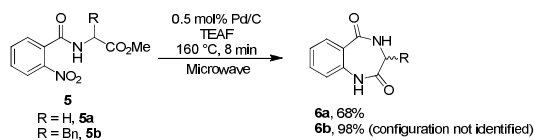
It is worth mentioning that most products in Table 1 and 2 could be obtained at high purity (>95%) after filtration and a simple aqueous extraction, with no chromatography required. In addition, this one-pot condensation could be achieved on gram scale with excellent yield (>90%) under the identical condition,<sup>13</sup> which demonstrated the potential of this protocol for both laboratory synthesis and industrial production.<sup>14</sup>

**Table 2.** Synthesis of benzimidazoles via palladium CTH reduction-cyclocondensation<sup>a</sup>

<sup>a</sup> Reaction conditions: 2-nitroaniline (1.0 mmol), 10% Pd/C (0.5 mol%), TEAF (4.0 equiv.) were heated at 150 °C for 5 min under microwave irradiation. Isolated yield were reported.

<sup>b</sup> Reaction was conducted under 100 °C to avoid debenzoylation, 15% of **4a** was isolated.

To further expand the substrate scope of our methodology, this protocol was examined with 2-nitrobenzoyl- $\alpha$ -amino acid methyl esters **5a,b** (Scheme 3). Interestingly, these substrates, after reduction, did not cyclize with TEAF in a Niementowski fashion to give quinazoline products as expected. Instead, intramolecular aminolysis of the methyl ester dominated and afforded benzodiazepine compounds (**6a-b**).

**Scheme 3.** Formation of 1,4-benzodiazepine-2,5-diones

In summary, we have discovered a highly efficient and diversified one-pot method for the construction of benzimidazole, quinazolin-4(3*H*)-one and 1,4-benzodiazepine-2,5-dione scaffolds from nitroarenes through a palladium-CTH reduction/condensation cascade in triethylamine-formic acid azeotropic mixture (TEAF) under microwave irradiation. This method features the unprecedented application of TEAF as a multi-functional reaction medium which enabled highly efficient construction of diverse heterocyclic products. Other applications of this methodology are currently underway and will be disclosed in due course.

This work was supported in part by the Natural Sciences Foundation of Hubei Province(2014j0169) and Wuhan University of Technology.

**Reference and notes**

<sup>a</sup> School of Chemistry, Chemical Engineering and Life Science, Wuhan University of Technology, 205 Luoshi Road, Wuhan, Hubei Province, 430070, P.R. China Fax: +86 27 87749300; Tel: +86 27 87749300;

E-mail: fengjerry1108@yahoo.com, qinhuali@whut.edu.cn

<sup>§</sup> These two individuals contributed equally to this work

Electronic Supplementary Information (ESI) available: [details of any supplementary information available should be included here]. See DOI: 10.1039/c000000x/

**References and notes**

- (a) Y. Xia, Z. -Y. Yang, M. -J. Hour, S. -C. Kuo, P. Xia, K. F. Bastow, Y. Nakanishi, P. Nampoothiri, T. Hackl, E. Hamel and K. -H. Lee, *Bioorg. Med. Chem. Lett.* **2001**, *11*, 1193; (b) G. S. Chen, S. Kalchar, C. W. Kuo, C. S. Chang, C. O. Usifoh and J. W. Chern, *J. Org. Chem.* **2003**, *68*, 2502; (c) A. Cagir, S. H. Jones, R. Gao, B. M. Eisenhauer and S. M. Hecht, *J. Am. Chem. Soc.* **2003**, *125*, 13628.
- (a) C. M. Gupta, A. P. Bhaduri and N. M. Khanna, *J. Med. Chem.* **1968**, *11*, 392; (b) N. S. Cho, K. Y. Song and C. J. Parkanyi, *J. Heterocyclic Chem.* **1989**, *26*, 1807.
- O. Kenichi, Y. Yoshihisa, O. Toyonari, I. Toru and I. Yoshio, *J. Med. Chem.* **1985**, *28*, 568.
- T. L. Gilchrist, *Heterocyclic Chemistry* (3<sup>rd</sup> Ed.); Addison Wesley Longman Ltd.; 1997;
- (a) M. Williams, *J. Med. Chem.* **1983**, *26*, 619; (b) L. H. Sternbach, *J. Med. Chem.* **1979**, *22*, 1.
- (a) *Org. Syn. Coll. Vol.* **2**, 65; (b) M. T. Bogert and W. F. Hand, *J. Am. Chem. Soc.* **1902**, *24*, 1031; (c) E. C. Wagner, *J. Org. Chem.* **1940**, *5*, 133; (d) J. F. Meyer and E. C. Wagner, *J. Org. Chem.* **1943**, *8*, 239; (e) M. S. Manhas and S. G. J. Amin, *J. Heterocyclic Chem.* **1977**, *14*, 161; (f) G. U. Baig and M. F. G. Stevens, *J. Chem. Soc., Perkin Trans.1*, **1984**, 2765; (g) R. W. Leiby, *J. Org. Chem.* **1985**, *50*, 2926; (h) V. J. Majo and P. T. Perurnal, *Tetrahedron Lett.* **1996**, *37*, 5015; (i) T. M. Stevenson, F. Kazmierczak and N. Leonard, *J. Org. Chem.* **1986**, *51*, 616; (j) M. Costa, N. Della Ca, B. Gabriele, C. Massera, G. Salerno and M. Soliani, *J. Org. Chem.* **2004**, *69*, 2469; (k) R. J. Abdel-Jalil, W. Voelter and M. Saeed, *Tetrahedron Lett.* **2004**, *45*, 3475; (l) J. X. Chen, W. K. Su, H. Y. Wu, M. C. Liu and C. Jin, *Green Chem.* **2007**, *9*, 972; (m) A. Liu, H. Zhou, G. Su, W. Zhang and B. Yan, *J. Comb. Chem.* **2010**, *12*, 206; (n) S. -L. Wang, K. Yang, C. -S. Yao and X. -S. Wang, *Synthetic Commun.* **2012**, *42*, 341; (o) X. Jiang, T. Tang, J. Wang, Z. Chen, Y. Zhu and S. Ji, *J. Org. Chem.* **2014**, *79*, 5082.
- (a) F. Alexandre, A. Berecibar and T. Besson, *Tetrahedron Lett.* **2002**, *43*, 3911; (b) F. Alexandre, A. Berecibar, R. Wrigglesworth and T. Besson, *Tetrahedron* **2003**, *59*, 1413; (c) D. S. Yoon, Y. Han, T. M. Stark, J. C. Haber, B. T. Gregg and S. B. Stankovich, *Org. Lett.* **2004**, *6*,

4775; (d) Y. Fyılmaz, E. Menteşe, N. Karaali and B. Kahveci, *Bull. Chem. Soc. Ethiop.* **2013**, *27*, 265; (e) D. Wang and F. Gao, *Chem. Cent. J.* **2013**, *7*, 95.

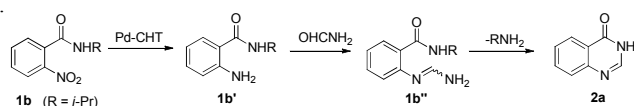
8. (a) D. Shi, L. Rong, J. Wang, Q. Zhuang, X. Wang and H. Hu, *Tetrahedron Lett.* **2003**, *44*, 3199; (b) Y. Zhang, L. Jin, H. Xiang, J. Wu, P. Wang, D. Hu, W. Xue and S. Yang, *Eur. J. Med. Chem.* **2013**, *66*, 335; (c) T. B. Nguyen, J. L. Bescont, L. Ermolenko and A. Al-Mourabit, *Org. Lett.* **2013**, *15*, 6218.

9. (a) A. Kamal, K. S. Reddy, B. R. Prasad; A. H. Babu and A. V. Ramana, *Tetrahedron Lett.* **2004**, *45*, 6517; (b) D. S. BanVliet, P. Gillespie and J. J. Scicinski, *Tetrahedron Lett.* **2005**, *46*, 6741; (c) E. J. Hanan, B. K. Chan, A. A. Estrada, D. G. Shore and J. P. Lyssikatos, *Syn. Lett.* **2010**, *18*, 2759.

10. (a) C. O. Kappe and D Dallinger, *Nature Review*, **2006**, *5*, 51. (b) V Polshettiwar and R. S. Varma, *Acc. Chem. Res.* 2008, *41*, 629. (c) M. B. Gawande, S. N. Shelke, R. Zboril and R. S. Varma, *Acc. Chem. Res.* **2014**, *47*, 1338.

11. (a) K. Narita and M. Sekiya, *Chem. Pharm. Bull.* **1977**, *25*, 135; (b) K. Nanjo and M. Sekiya, *Chem. Pharm. Bull.* **1979**, *27*, 198; (c) V. Parekh, J. A. Ramsden and M. Wills, *Tetrahedron Asymmetry*, **2010**, *21*, 1549.

12.



13. On gram scale, reaction of **1a** and **3a** provided the corresponding product **2a** and **4a** in 96% and 91% yield, respectively.

14. Conventional thermal heating is sufficient to complete such transformation in most cases but extends the reaction time by at least 20 fold.