



**Yonemitsu-type condensations catalysed by proline and
Eu(OTf)₃**

Journal:	<i>RSC Advances</i>
Manuscript ID:	RA-ART-08-2014-008853
Article Type:	Paper
Date Submitted by the Author:	18-Aug-2014
Complete List of Authors:	<p>Renzetti, Andrea; Osaka City University, Chemistry Boffa, Emanuela; Università "G. d'Annunzio", Farmacia Colazzo, Marco; Università "G. d'Annunzio", Farmacia Gérard, Stéphane; Université de Reims Champagne-Ardenne, Chimie Organique Pharmaceutique Sapi, Janos; Université de Reims Champagne-Ardenne, Chimie Organique Pharmaceutique Chan, Tak-hang; McGill University, Department of Chemistry Nakazawa, Hiroshi; Osaka City University, Chemistry Villani, Claudio; Università "La Sapienza", Chimica e Tecnologia del Farmaco Fontana, Antonella; Università "G. d'Annunzio", Farmacia</p>

ARTICLE

Yonemitsu-type condensations catalysed by proline and Eu(OTf)₃

Cite this: DOI: 10.1039/x0xx00000x

Andrea Renzetti,^{*a} Emanuela Boffa,^b Marco Colazzo,^b Stéphane Gérard,^c Janos Sapi,^c Tak-Hang Chan,^d Hiroshi Nakazawa,^a Claudio Villani^e and Antonella Fontana^b

Received 00th January 2012,
Accepted 00th January 2012

DOI: 10.1039/x0xx00000x

www.rsc.org/

We report a Yonemitsu-type trimolecular condensation of aromatic heterocycles, aldehydes, and active methylene compounds to afford polyfunctionalised heterocycles. The reaction is catalysed by *L*-proline and Eu(OTf)₃, takes place in methanol at room temperature, and in some cases is highly diastereoselective (d.e. >90%). The reaction offers two advantages with respect to the previously reported Ti(IV)-promoted condensation: (1) it adheres to some principles of green chemistry, and (2) it provides access to compounds that cannot be obtained by classical methodology.

Introduction

Green chemistry is the use of safe chemicals and of processes that reduce or eliminate the generation of waste.^{1,2} In agreement with the twelve principles of green chemistry,^{2,3} the ideal reaction has 100% yield, is one-pot and catalytic, takes place at room temperature and 1 atm pressure in the air, uses safe and renewable reagents, and generates no waste. Although it is hard to develop a reaction that satisfies all these criteria,^{4,5} it is possible to make a reaction cleaner. Some years ago, we reported a Yonemitsu-type trimolecular condensation of aromatic heterocycles, aldehydes, and active methylene compounds promoted by Ti(IV) derivatives and Et₃N.^{6,7} The reaction affords polyfunctionalised aromatic heterocycles in a simple one-pot procedure, and can be used to synthesize libraries of heterocyclic compounds in drug discovery.⁸ However, the Ti(IV)-promoted reaction has two serious drawbacks. Firstly, it uses dangerous reagents: TiCl₄ or TiCl₂(*O*-i-Pr)₂ (corrosive), Et₃N (toxic and flammable), and dichloromethane (carcinogenic). Secondly, it is not catalytic, because it requires equimolar amounts of Ti(IV) salt and Et₃N. These compounds are converted into TiOCl₂, HCl, and Et₃NH⁺Cl⁻ during the reaction, generating large (stoichiometric) amounts of waste. Due to such limitations, the Ti(IV)-promoted condensation is far from being green, despite being a one-pot process. In this work, we developed a green version of such reaction.

Results and discussion

2.1 Catalytic system

The first issue we addressed in our study was the development of a catalytic system. To achieve this aim, we used our knowledge on the mechanism of the Ti(IV)-promoted reaction, which involves three steps:⁹ 1) deprotonation of active methylene compound, 2) Knoevenagel condensation of enolate ion and aldehyde, and 3) Michael addition of heterocycle to the Knoevenagel adduct. The generation of the enolate ion from active methylene compound, being the first step of mechanism, is crucial for the outcome of the overall reaction. Thus, any system that favours the formation of the enolate ion in principle may catalyse the trimolecular condensation.

2.1.1 Micellar catalysis

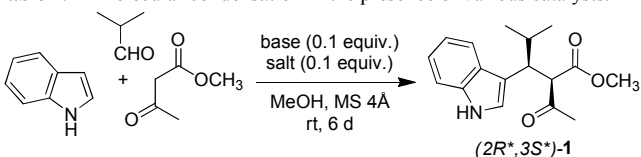
Aqueous micelles are regarded as green reaction media,¹⁰ essentially being made of water and soap. They act both as a solvent, by dissolving apolar compounds otherwise insoluble in water, and as a catalyst, by stabilizing transition states through specific interactions and favouring the reactants encounter in a restricted environment.¹¹⁻¹⁵ Because cationic micelles increase the acidity of carbon acids by electrostatic as well as hydrophobic interactions with the enolate ion,^{16,17} they are expected to favour the overall condensation. The reaction of indole, isobutyraldehyde, and methyl acetoacetate was chosen as a model reaction because it only works in 45% yield under classical conditions,⁶ and is therefore worth optimising. Catalytic amount (0.2 equiv.) of cetyltrimethylammonium bromide in water only afforded 3,3'-(2-methylpropane-1,1-diyl)bis(1*H*-indole), whereas the same surfactant in the presence of bases (sat. aqueous NaHCO₃, sat. aqueous

Na_2CO_3 , and Et_3N) afforded the trimolecular condensation product **1** in very low yield (0–7%). Stoichiometric amount of CTAB or other surfactants such as sodium dodecyl sulfate, lanthanum tris-dodecylsulfate, and triton X-100 were also ineffective in promoting the reaction. This failure may be explained by the weak affinity of the active methylene compound for micelles and its consequent reduced enolisation or by the difficulty in solubilising three reagents in the same micellar compartment.^{18, 19}

2.1.2 Metal catalysis

After these unsuccessful experiments in aqueous micelles, we turned to an alternative strategy based on metal catalysis. To avoid the before-mentioned problems of solubility, methanol as an alternative solvent was chosen. Methanol, despite being toxic to humans, is considered a green solvent due to its safety and low environmental impact,^{20–22} and was used in the place of ethanol to avoid transesterification reactions. The reaction of indole, isobutyraldehyde, and methyl acetoacetate proceeded spontaneously in methanol but yield was low (16%, Table 1, entry 1); compounds recovered from the reaction mixture were mainly starting materials. The observed low reactivity is probably due to the weak acidity of methyl acetoacetate ($\text{p}K_{\text{a}} = 11$), which only generates a small amount of enolate ion, thus limiting the conversion of reagents. In order to facilitate the deprotonation of methyl acetoacetate, we tested the reaction in the presence of three Brønsted bases in catalytic amount (Table 1, entries 2–4): *L*-proline ($\text{p}K_{\text{a}2} = 10.6$), Et_3N ($\text{p}K_{\text{a}} = 10.6$), and proton sponge[®] ($\text{p}K_{\text{a}} = 12.1$). None of them provided an improvement with respect to the uncatalysed reaction (Table 1, compare entries 2–4 with entry 1). Proton sponge[®], which was expected to be the best catalyst due to its strong basicity, was totally ineffective (Table 1, entry 4). The above results indicate that the reaction outcome does not depend on the basic strength of catalyst.

Table 1. Trimolecular condensation in the presence of various catalysts.



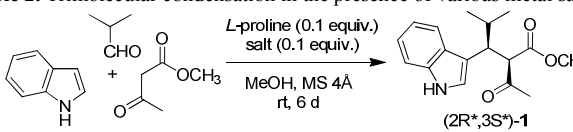
Entry	Base	Salt	Yield (%) ^a
1	none	none	16
2	<i>L</i> -proline	none	16
3	Et_3N	none	traces
4 ^b	DMAN ^c	none	0 ^d
5	none	$\text{Bi}(\text{OTf})_3$	0 ^e
6	Et_3N	$\text{Bi}(\text{OTf})_3$	38
7	DMAN ^c	$\text{Bi}(\text{OTf})_3$	38
8	<i>L</i> -proline	$\text{Bi}(\text{OTf})_3$	50
9	<i>L</i> -proline	$\text{La}(\text{NO}_3)_3 \cdot 6\text{H}_2\text{O}$	60

^a Yield of purified product. ^b Solvent was CH_3CN . ^c DMAN = 1,8-bis-(*N,N*-dimethylamino)naphthalene (proton sponge[®]). ^d 3,3'-(2-Methylpropane-1,1-diyl)bis(1*H*-indole) and methyl acetoacetate were recovered. ^e A complex mixture of compounds was obtained.

Lewis acids are known to increase the acidity of carbonyl compounds by complexation,²³ favouring the generation of enolate ion. Therefore, we studied their use as potential catalysts in our reaction. The first choice fell on bismuth triflate because this salt catalyses Mannich-type reactions,^{24, 25} which are analogous to Yonemitsu-type condensations. $\text{Bi}(\text{OTf})_3$ underwent solvolysis²⁶

when used alone, providing a highly acidic ($\text{pH} = 1$) solution and a complex mixture of compounds (Table 1, entry 5). However, the same salt afforded product **1** in 38–50% when used in combination with a Brønsted base (Table 1, entries 6–8). Most importantly, the combination of bismuth triflate and base proved to be more effective than the two compounds used separately. Such synergic effect is likely due to the fact that base stabilizes bismuth by complexation, thus preventing solvolysis and allowing the metal ion to exert its catalytic activity.²⁷ From the above results, it appears that both a Brønsted base and a Lewis acid are necessary to effectively catalyse the reaction. *L*-proline proved to be the most efficient base in combination with $\text{Bi}(\text{OTf})_3$, affording product **1** in 50% yield (Table 1, entry 8). In fact, *L*-proline has already been used by Yonemitsu as an efficient catalyst in the three-component condensation of indole, aldehydes, and Meldrum's acid.²⁸ Slightly higher (60%) yield was obtained when $\text{Bi}(\text{OTf})_3$ was replaced with $\text{La}(\text{NO}_3)_3 \cdot 6\text{H}_2\text{O}$ (Table 1, entry 9). Solvent screening confirmed methanol as the best reaction medium in the presence of molecular sieves (Table S1).²⁹ Then, we optimised metal salt (Table 2). We tested several cations maintaining triflate as counter anion owing to its weakly coordinating properties. The highest catalytic activity was displayed by In^{3+} (Table 2, entry 4) and lanthanide ions, particularly those in the middle of the *f*-block (Eu^{3+} , Gd^{3+} , and Tb^{3+} ; Table 2, entries 13, 14, and 15, respectively). These findings are in accordance with the ability of such ions to catalyse other multicomponent reactions.^{30–33} In the case of Tb^{3+} and Ho^{3+} , the ¹H NMR spectrum of the condensation product showed broad signals, indicating complexation with metal (Table 2, entries 15 and 16, respectively).^{34, 35} After filtration over silica gel, the ¹H NMR spectrum of **1** displayed sharp signals, confirming the removal of metal. Although terbium triflate gave the best yield (Table 2, entry 15), we kept europium as the elected cation in the following experiments because this ion did not seem to complexate the product according to ¹H NMR spectrum.

Table 2. Trimolecular condensation in the presence of various metal salts.



Entry	Salt	Yield (%) ^a
1	none	16
2	$\text{Bi}(\text{OTf})_3$	50
3	$\text{Ga}(\text{OTf})_3$	41
4	$\text{In}(\text{OTf})_3$	78
5	$\text{Mg}(\text{OTf})_2$	37
6	$\text{Sc}(\text{OTf})_3$	66
7	$\text{Y}(\text{OTf})_3$	64
8	$\text{Cu}(\text{OTf})_2$	40
9	$\text{Zn}(\text{OTf})_2$	56
10	$\text{Pr}(\text{OTf})_3$	38
11	$\text{Nd}(\text{OTf})_3$	65
12	$\text{Sm}(\text{OTf})_3$	69
13	$\text{Eu}(\text{OTf})_3$	78
14	$\text{Gd}(\text{OTf})_3$	74
15	$\text{Tb}(\text{OTf})_3$	88
16	$\text{Ho}(\text{OTf})_3$	58
17	$\text{Yb}(\text{OTf})_3$	32
18 ^b	$\text{Yb}(\text{OTf})_3 \cdot \text{H}_2\text{O}$	traces
19 ^c	$\text{Eu}(\text{OTf})_3$	40

^a Yield of product after crystallisation. ^b Conditions: $\text{Yb}(\text{OTf})_3 \cdot \text{H}_2\text{O}$ (0.1 equiv.), neat, sonication, rt, 12h. ^c Conditions: *L*-proline (0.1 equiv.), $\text{Eu}(\text{OTf})_3$ (0.1 equiv.), neat, sonication, rt, 12 h.

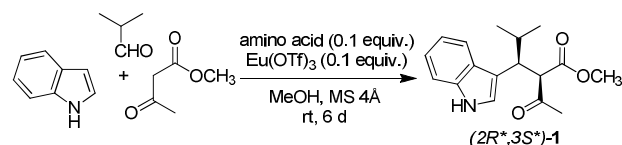
Anion was varied keeping the europium cation constant (Table S2). The weakly coordinating triflate was found to be the best one. Thus, we selected europium triflate as the metal catalyst in the following experiments. Metal to ligand ratio was optimized as well (Table S3). The best yield was obtained by using an equimolar ratio of $\text{Eu}(\text{OTf})_3$ and *L*-proline (0.1 equiv. each).

During our work,³⁶ Curini and colleagues reported a trimolecular condensation of dimethyl malonate, indole, and aldehydes catalysed by $\text{Yb}(\text{OTf})_3$ monohydrate in neat under ultrasounds.³⁷ Because their reaction is carried out without solvent and base, we checked whether their conditions afford better results than our protocol. The reaction of indole, isobutyraldehyde, and methyl acetoacetate, performed exactly under the same experimental conditions (1.0 mmol scale, 0.1 equiv. of $\text{Yb}(\text{OTf})_3 \cdot \text{H}_2\text{O}$, neat, ultrasounds, rt, 12 h, same work up) provided **1** only in traces (Table 2, entry 18). We also investigated the effect of sonication in the presence of $\text{Eu}(\text{OTf})_3$ (Table 2, entry 19) and *L*-proline (neat or in MeOH), but in all cases yield was lower than that obtained under our optimised conditions.

2.2 Amino acid

Although *L*-proline proved to be effective in combination with a Lewis acid, we extended our investigation to other amino acids. The trimolecular condensation of indole, isobutyraldehyde, and methyl acetoacetate was performed in the presence of europium triflate and various *L*-amino acids as catalysts (Table 3). Some amino acids enhanced the catalytic activity of $\text{Eu}(\text{OTf})_3$ (Table 3, entry 1 vs. entries 2, 3, 5, and 8), others inhibited it (Table 3, entry 1 vs. entries 4, 6, and 7). Overall, yield varied from 14 to 78%, indicating that amino acid plays a crucial role in the catalytic activity. However, no correlation between yield and amino acid type was observed. *trans*-*L*-4-Hydroxyproline, *L*-aspartic acid, and *L*-histidine, bearing three different types of side chain (polar, acidic, and basic, respectively) displayed comparable performance (64, 69, and 59% yield; Table 3, entries 3, 5, and 8 respectively). On the contrary, *L*-lysine displayed a four-fold lower activity than *L*-histidine, despite both amino acids possessing a basic side chain (14 and 59% yield; Table 3, entries 6 and 8, respectively). The same result was observed for *trans*-*L*-4-hydroxyproline and *L*-serine, both bearing a hydroxyl group (64 and 20% yield; Table 3, entries 3 and 7, respectively). Proline was the

Table 3. Trimolecular condensation using various amino acids.



Entry	Amino acid	Yield (%) ^a
1	none	50
2	<i>L</i> -proline	78
3	<i>trans</i> - <i>L</i> -4-hydroxyproline	64
4	<i>L</i> -4-thiazolidinecarboxylic acid	29
5	<i>L</i> -aspartic acid	69
6	<i>L</i> -lysine	14
7	<i>L</i> -serine	20
8	<i>L</i> -histidine	59
9	CSA ^b (0.1 equiv.) + PMP ^c (0.1 equiv.)	60

^a Yield of purified product. ^b CSA = (*S*)-(+)-10-camphorsulfonic acid. ^c PMP = (*S*)-(+)-1-(2-pyrrolidinylmethyl)pyrrolidine.

best among the tested amino acids, affording **1** in 78% yield (Table 3, entry 2). When an equimolar mixture of (*S*)-(+)-10-camphorsulfonic acid (CSA) and (*S*)-(+)-1-(2-pyrrolidinylmethyl)pyrrolidine (PMP) was used in the place of an amino acid, **1** was still obtained in 60% yield (Table 3, entry 9). This result indicates that amphiprotic compounds other than amino acids also catalyse the reaction.

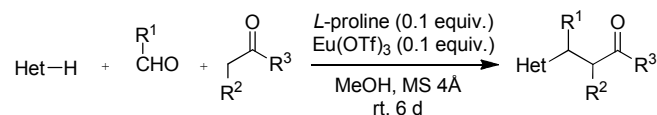
Four representative samples of **1** (entries 2, 5, 8, and 9 of Table 3) were analysed by HPLC on a chiral stationary phase.³⁸ Unfortunately, in all cases the analysis evidenced a racemic mixture, indicating the absence of enantioselectivity.

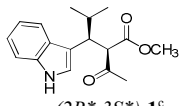
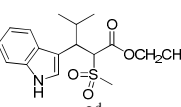
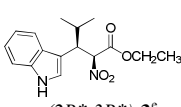
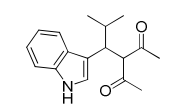
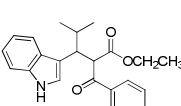
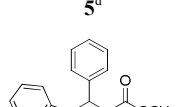
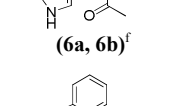
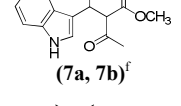
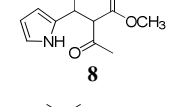
2.3 Scope and limitations

To check the scope and limitations of our new protocol, we varied the three reactants in turn. Ethyl nitroacetate, ethyl methylsulfonylacetate, and ethyl benzoylacetate as the active methylene compounds were used in ethanol in order to avoid transesterification. Nine condensation products were synthesized (Table 4). All of them were exclusively obtained in the keto form; neither enol nor other tautomeric forms were detected by ¹H NMR spectroscopy. This result is in contrast with the well-established evidence that for simple ketones the keto tautomer is favoured in polar solvents.^{39,40} The absence of any tautomers of the keto form in the synthesized products, in addition to the high solvent polarity, can be attributed to a double effect of the substituent on the α -carbon:⁴¹ 1) stabilization of the keto form by hyperconjugation (electronic effect), and 2) destabilization of enol as well as other tautomers by repulsion among substituents lying on the same plane (steric effect).

Unfortunately reaction yield was modest in most cases, ranging from 15 to 78%. Ethyl methylsulfonylacetate, acetylacetone, and ethyl benzoylacetate displayed low reactivity despite being stronger acids than methyl acetoacetate, and were recovered largely unreacted (Table 4, entries 2, 4, and 5). Probably their enolate ion was too stabilised by metal ion to undergo the Knoevenagel condensation. Ethyl nitroacetate afforded a mixture of unidentified compounds in the presence of $\text{Eu}(\text{OTf})_3$, but reacted in 38% yield when proline was used as the only catalyst (Table 4, entry 3). Under these conditions, ethyl nitroacetate proved to be more reactive than methyl acetoacetate (compare entry 3 in Table 4 with entry 1 in Table 1), probably due to its stronger acidity ($\text{p}K_a = 5.7$ and 10.7 , respectively). Despite average modest yield, the reaction afforded some compounds (**2**, **4**, **5**, and **8**) that cannot be obtained by our previously described method based on Ti(IV).^{6, 7, 42} The above results illustrate the synthetic utility of this modified Yonemitsu reaction. An alternative method to the synthesis of 3-alkylated indoles is the Michael-type reaction of indole and an α,β -unsaturated carbonyl compound.⁴³⁻⁴⁸ This reaction can be performed in high enantiomeric excess using $\text{Cu}(\text{OTf})_2$ or $\text{Sc}(\text{OTf})_3$ in the presence of a chiral Pybox-type ligand.^{38, 49-51} However, it requires the preliminary isolation and purification of the α,β -unsaturated compound. Our reaction, although not enantioselective, can be performed in one pot, avoiding the isolation of intermediate.

Table 4. Trimolecular condensation of aromatic heterocycles, aldehydes, and methylene active compounds.

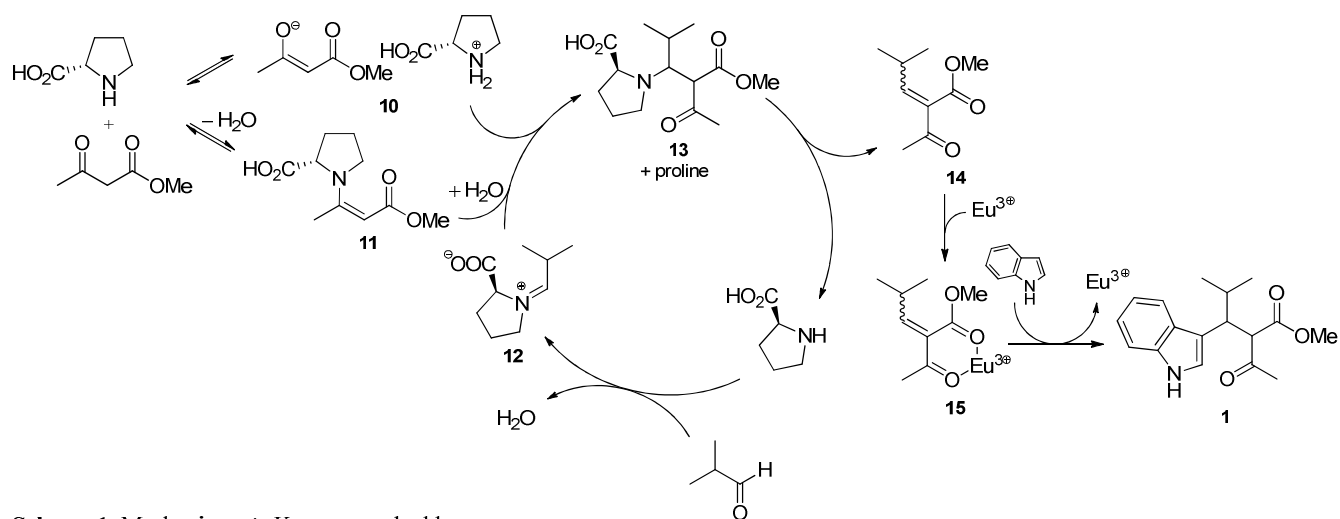


Entry	Product	Method ^a	Yield (%) ^b
1	 (2 <i>R</i> *,3 <i>S</i> *)-1 ^c	A	78
2	 2 ^d	A ^c	40
3	 (2 <i>R</i> *,3 <i>R</i> *)-3 ^c	B	38
4	 4	A	15
5	 5 ^d	A ^c	20
6	 (6 <i>a</i> , 6 <i>b</i>) ^f	A	26
7	 (7 <i>a</i> , 7 <i>b</i>) ^f	A	35
8	 8	A	47
9	 (9 <i>a</i> , 9 <i>b</i>) ^g	A	35

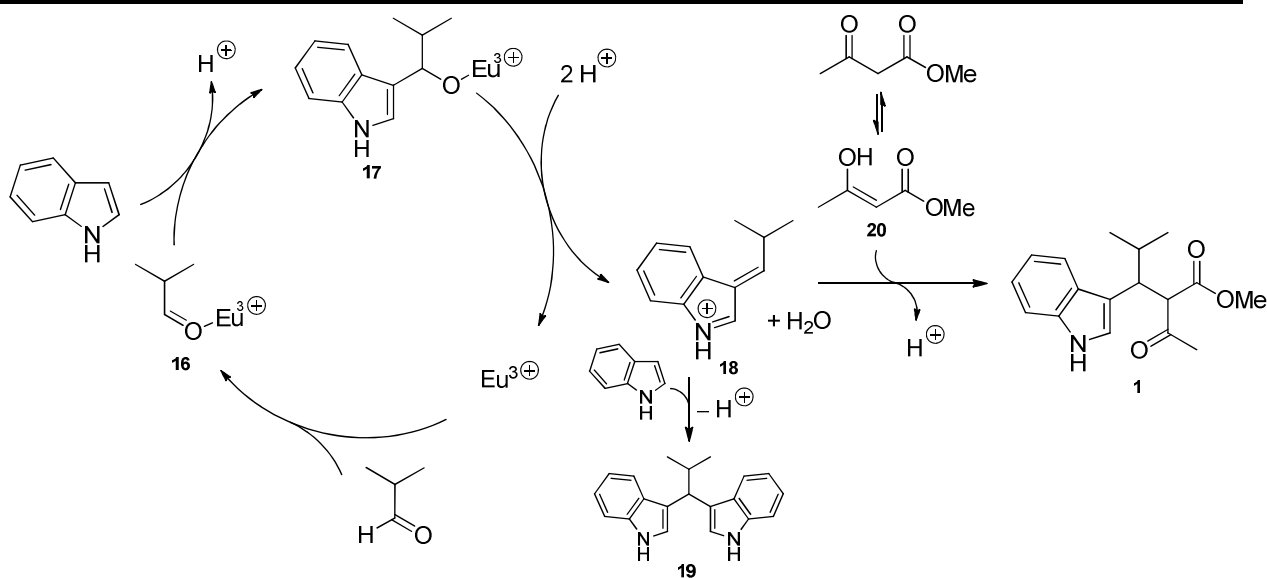
^a Method A: *L*-proline (0.1 equiv.), Eu(OTf)₃ (0.1 equiv.), MeOH, MS 4Å, rt, 6 d. Method B: *L*-proline (0.1 equiv.), neat, US, rt, 12 h. ^b Yield of purified product. ^c Relative stereochemistry has previously been determined. ^d Obtained as a single diastereomer; relative stereochemistry was not determined. ^e Solvent was ethanol. ^f 50/50 mixture of diastereomers. ^g 55/45 mixture of diastereomers.

2.4. Mechanism

Two mechanisms can be proposed for the proline/Eu(III)-catalysed trimolecular reaction. The first one (Scheme 1) involves the Knoevenagel condensation of methyl acetoacetate and aldehyde, followed by the Michael addition of indole. In such a pathway, aldehyde and *L*-proline react to form a highly electrophilic iminium ion (**12**). Methyl acetoacetate may be either deprotonated by *L*-proline affording the enolate ion **10** or activated as a β-enaminoester (**11**) by condensation with *L*-proline. It is worth noting that deprotonation reaction is an equilibrium because methyl acetoacetate and proline's conjugate acid have almost the same acidity (p*K*_a = 10.7 and 10.6, respectively). The iminium ion **12** is attacked by **10** or **11**, and the resulting species **13** eliminates proline to generate the Knoevenagel adduct **14**. Eu(III) ion complexes **14**, thus favouring the Michael addition of indole to afford the condensation product **1**. According to the mechanism proposed in Scheme 1, catalysis results from the combined effect of *L*-proline and europium: *L*-proline catalyses the Knoevenagel condensation by activating both nucleophile (β-ketoester) and electrophile (aldehyde); europium catalyses Michael addition by increasing the electrophilicity of the Knoevenagel adduct by complexation. The second mechanism (Scheme 2) involves the Michael addition of the enol of methyl acetoacetate to an azafulvenium ion (**18**) obtained by the condensation of aldehyde and indole. In this path, Eu(III) ion complexes isobutyraldehyde, thus making aldehyde more electrophilic. Activated aldehyde **16** is attacked by indole generating carbinol **17**, which is unstable and rapidly loses water to afford the azafulvenium ion **18**. Nucleophilic addition of the enol **20** of methyl acetoacetate to **18** provides the condensation product **1**. In the mechanism proposed in Scheme 2, the catalytic activity is attributed only to the metal ion. Both mechanisms are in agreement with some experimental evidences. Knoevenagel adduct **14** was recovered from the crude reaction mixture, and was isolated in 37% yield when methyl acetoacetate and isobutyraldehyde were stirred in the presence of *L*-proline during 24 h. Reaction of purified **14** with indole in the presence of Eu(OTf)₃ afforded the condensation product **1** in 10% yield, confirming that **14** is an intermediate in the trimolecular condensation. The structure of other intermediates can be proposed based on mechanistic studies of analogous reactions. The formation of iminium ion **12** is consistent with the generally accepted mechanism for the Knoevenagel condensation catalysed by secondary bases.^{52, 53} Furthermore, *L*-proline-catalysed aldol reactions, which are related to the Knoevenagel condensation, have been shown to involve the activation of aldehyde as an enamine.⁵⁴⁻⁶¹ Lewis acids such as Zn(ClO)₄·6H₂O also catalyse the formation of β-enaminoesters from β-ketoesters and primary or secondary amines.^{62, 63} Therefore, the activation of methyl acetoacetate in the form of β-enaminoester **11** in addition to the enolate ion **10** can be proposed. Although **11** was not detected in the reaction mixture, its formation as a transient species cannot be ruled out. The generation of Knoevenagel adduct-Eu(III) complex (**15**) is consistent with the well-known ability of lanthanide ions to chelate β-dicarbonyl compounds.⁶⁴ Azafulvenium salt **18** could not be isolated due to its high instability.^{65, 66} However, its formation is proved by the isolation of bis-indole derivative **19**, which can only come from **18** by addition of a second molecule of indole. The formation of 3,3'-bis-indolylmethanes from indole and carbonyl compounds is catalysed by Lewis acids⁶⁷⁻⁷¹ as well as strong Brønsted acids.^{65, 66} Because *L*-proline is a weak Brønsted acid, its catalytic effect in the mechanism of Scheme 2 is expected to be negligible with respect to



Scheme 1. Mechanism *via* Knoevenagel adduct.



Scheme 2. Mechanism *via* azafulvenium ion.

that of europium ion. The role of solvent can be rationalised in the light of proposed mechanisms as well. Alcohols can stabilize several reactive intermediates through specific interactions: intermediates **10** and **12** (by H-bond donation), **15**, **16**, and **17** (by complexation of Eu³⁺ ion), and **18** (by H-bond acceptance from the indolic NH group). Alcohols, being polar protic solvents, can also catalyse proton transfer reactions involved in the formation of intermediates **10–13**, **15–18**, and **20**, thus favouring the overall reaction. In the light of the evidence reported above, both mechanisms seem to take place simultaneously, although data do not allow to establish which one is prevalent.

2.5. Diastereoselectivity

Unlike chemical yield, diastereoselectivity was high, as most compounds with two stereocenters (**1**, **2**, **3**, **5**, and **8**) were isolated as a single diastereomer. Stereochemistry of **1** and **3** has previously been determined.⁶ In principle, the observed diastereoselectivity can be explained in two ways. The first possibility is that diastereoselectivity is induced by *L*-proline through the formation of a Knoevenagel adduct-Eu(III)-proline complex. In such a complex,

L-proline would fold back and cover one face of the adduct, thus forcing indole to attack the opposite face. Protonation of the resulting intermediate on the same side with respect to proline would lead to the condensation product diastereoselectively. The formation of Eu(III)-proline complex is reasonable in the light of the high oxophilicity of lanthanide ions as well as the chelating ability of α -amino acids; Eu(III)-proline complexes are actually known, both in solid phase⁷² and in solution.^{73, 74} Nevertheless, experimental evidences allowed us to rule out this hypothesis. As a matter of fact, products **1** and **3** were obtained as a single diastereomer in the presence of both optically pure and racemic proline or even without proline in methanol (Table 3, entry 1). These results show that *L*-proline is not involved in the stereochemical outcome of the reaction.⁷⁵ Another more likely explanation for the observed diastereoselectivity is that it is induced by crystallisation.^{76, 77} The condensation product bears an enolisable hydrogen on the α -carbon, so the two diastereomers may interconvert *via* enolisation. If one diastereomer crystallises, it is subtracted from the reaction mixture, and the interconversion equilibrium is continuously displaced towards the crystalline form until the whole compound is present as one pure diastereomer (crystallisation-induced asymmetric

transformation). Based on this model, diastereoselectivity is depending on the intrinsic solubility properties of diastereomers. The hypothesis of diastereomeric interconversion is supported by the fact that some active methylene compounds such as α -nitroketones⁷⁸ have an enantiomerisation barrier low enough to allow a rapid inversion of their stereogenic centre at room temperature. In addition, crystallisation-induced asymmetric transformation of diastereomers has been reported in several reactions,^{79, 80} including multicomponent reactions.^{81, 82} Obviously, this type of transformation depends solely on the relative thermodynamic stability of the corresponding crystal lattices and may only take place if at least one diastereomer is solid. If both diastereomers crystallise from the reaction medium (as in the case of **6a** and **6b**) no diastereoselectivity is observed.

2.6 Greenness

The reaction developed in this work adheres to several principles of green chemistry: (1) it is one-pot; (2) it is catalytic; (3) it uses safe catalysts (a natural amino acid and a water-stable salt); (4) it runs at room temperature; and (5) it takes place in a green solvent (methanol). Reaction time, although long (6 days), is comparable to that of some green reactions such as the polyphosphate-induced formation of peptides in water (10–15 days).⁸³ Because the reaction we developed is supposed to be green, we wondered how green it is. One of the most common metrics to measure reaction “greenness” or cleanliness is the environmental factor (E-factor),^{84, 85} defined as the ratio of waste mass over product mass. E-factor provides a realistic evaluation of the actual amount of waste produced as it takes into account the reaction yield as well as all reactants and solvents involved in the reaction, including those necessary for work-up. E-factor calculated for the reaction of indole, isobutyraldehyde, and methyl acetoacetate catalysed by Eu(OTf)₃ and proline in methanol is 0.70 (Table S4). In other words, the reaction produces 0.70 kg of waste per kg of product. Considering that typical E-factors range from 0.01 (for the cleanest reactions) to more than 100 (for the dirtiest ones),⁸⁶ the Eu(III)/proline-catalysed reaction is quite clean. As a matter of comparison, E-factor for the Ti(IV)-promoted reaction is 3.40. This means that the catalytic reaction produces about five times less waste than the stoichiometric reaction.

Conclusions

In conclusion, we have developed a Yonemitsu-type trimolecular condensation of aromatic heterocycles, aldehydes, and active methylene compounds catalysed by *L*-proline and europium triflate. The importance of this study is twofold. From a synthetic viewpoint, the reaction can find application in the synthesis of polyfunctionalised heterocycles. From a methodological viewpoint, the reaction respects a number of green chemistry's principles, and works with substrates that are unreactive under classical conditions, in most cases with high diastereoselectivity.

This study showed how to convert a non-green reaction into a green reaction in a rational way on the basis of its reaction mechanism, and hopefully will pave the way to the development of green protocols for other reactions.

Acknowledgements

This work was carried out with support from the University ‘G. d’Annunzio’ of Chieti-Pescara, the University of Rome, and MIUR (PRIN 2010-11, prot. 2010N3T9M4). A. R. thanks the Japan Society for the Promotion of Science for providing a JSPS Invitation Fellowship for Research in Japan (FY2013).

Notes and references

^a Department of Chemistry, Osaka City University, 3-3-138 Sugimoto, Sumiyoshi-ku, 558-8585 Osaka, Japan. Fax: +81-6-6605-2522; Tel: +81-6-6605-2513. E-mail: renzetti@sci.osaka-cu.ac.jp.

^b Dipartimento di Farmacia, Università “G. d’Annunzio” di Chieti-Pescara, via dei Vestini 33, I-66100 Chieti, Italy.

^c Institut de Chimie Moléculaire de Reims, UMR CNRS 6229, Université de Reims-Champagne-Ardenne, Faculté de Pharmacie, 51 rue Cognacq-Jay, F-51096 Reims, Cedex, France.

^d Department of Chemistry, McGill University, 801 Sherbrooke Street West, H3A 0B8 Montreal, QC, Canada.

^e Dipartimento di Chimica e Tecnologie del Farmaco, Università “La Sapienza”, P.le A. Moro, I-00185 Roma, Italy.

Electronic Supplementary Information (ESI) available: Experimental procedure and characterization data for all compounds, and Tables S1–S4. See DOI: 10.1039/b000000x/

1. M. Lancaster, *Green Chemistry: An Introductory Text*, Royal Society of Chemistry, 2002.
2. P. Anastas and J. Warner, *Green Chemistry: Theory and Practice*, Oxford Univ Press, 1998.
3. P. Anastas and N. Eghbali, *Chem. Soc. Rev.*, 2010, **39**, 301-312.
4. J. H. Clark, *Green Chem.*, 1999, **1**, 1-8.
5. K. Sanderson, *Nature*, 2011, **469**, 18-20.
6. A. Renzetti, E. Dardennes, A. Fontana, P. De Maria, J. Sapi and S. Gérard, *J. Org. Chem.*, 2008, **73**, 6824-6827.
7. S. Gérard, A. Renzetti, B. Lefevre, A. Fontana, P. De Maria and J. Sapi, *Tetrahedron*, 2010, **66**, 3065-3069.
8. L. A. Marcaurelle and C. W. Johannes, *Prog. Drug Res.*, 2008, **66**, 187, 189-216.
9. A. Marrone, A. Renzetti, P. De Maria, S. Gérard, J. Sapi, A. Fontana and N. Re, *Chem. Eur. J.*, 2009, **15**, 11537-11550.
10. S. Tascioglu, *Tetrahedron*, 1996, **52**, 11113-11152.
11. A. Chatterjee, S. K. Hota, M. Banerjee and P. K. Bhattacharya, *Tetrahedron Lett.*, 2010, **51**, 6700-6703.
12. E. E. Coyle, K. Joyce, K. Nolan and M. Oelgemoeller, *Green Chem.*, 2010, **12**, 1544-1547.
13. R. Jain, K. Sharma and D. Kumar, *Tetrahedron Lett.*, 2012, **53**, 6236-6240.
14. H. Matondo, J. C. Garrigues, I. Rico-Lattes and A. Lattes, *Appl. Organomet. Chem.*, 2009, **23**, 191-195.
15. H. Yao and D. E. Richardson, *J. Am. Chem. Soc.*, 2003, **125**, 6211-6221.
16. P. De Maria, A. Fontana, C. Gasbarri and G. Siani, *Tetrahedron*, 2005, **61**, 7176-7183.
17. P. De Maria, A. Fontana and G. Cerichelli, *J. Chem. Soc., Perkin Trans. 2*, 1997, 2329-2334.
18. S. Guernelli, R. Noto, C. Sbriziolo, D. Spinelli and M. L. T. Liveri, *J. Colloid Interface Sci.*, 2001, **239**, 217-221.

19. S. Guernelli, A. Fontana, R. Noto, D. Spinelli and L. M. L. Turco, *J. Colloid Interface Sci.*, 2012, **381**, 67-72.
20. K. Alfonsi, J. Colberg, P. J. Dunn, T. Fevig, S. Jennings, T. A. Johnson, H. P. Kleine, C. Knight, M. A. Nagy, D. A. Perry and M. Stefaniak, *Green Chem.*, 2008, **10**, 31-36.
21. C. Capello, U. Fischer and K. Hungerbuehler, *Green Chem.*, 2007, **9**, 927-934.
22. C. Jimenez-Gonzalez, A. D. Curzons, D. J. C. Constable and V. L. Cunningham, *Clean Technol. Environ. Policy*, 2005, **7**, 42-50.
23. J. Ren, C. J. Cramer and R. R. Squires, *J. Am. Chem. Soc.*, 1999, **121**, 2633-2634.
24. T. Ollevier and E. Nadeau, *Org. Biomol. Chem.*, 2007, **5**, 3126-3134.
25. T. Ollevier, *Top. Curr. Chem.*, 2012, **311**, 69-114.
26. S. Repichet, A. Zwick, L. Vendier, R. C. Le and J. Dubac, *Tetrahedron Lett.*, 2002, **43**, 993-995.
27. S. Kobayashi and C. Ogawa, *Chem. Eur. J.*, 2006, **12**, 5954-5960.
28. Y. Oikawa, H. Hirasawa and O. Yonemitsu, *Tetrahedron Lett.*, 1978, 1759-1762.
29. Toluene, although not an eco-friendly compound, was tested to evaluate the feasibility of reaction in non-polar solvents.
30. P. Amrhein and K. Rück-Braun, in *Organic Synthesis Highlights IV*, Wiley-VCH Verlag GmbH, 2008, pp. 104-109.
31. S. Kobayashi, M. Sugiura, H. Kitagawa and W. W. L. Lam, *Chem. Rev.*, 2002, **102**, 2227-2302.
32. W. Xie, Y. Jin and P. G. Wang, *CHEMTECH*, 1999, **29**, 23-29.
33. S. Kobayashi, in *Organic Synthesis in Water*, Springer Netherlands, 1998, pp. 262-305.
34. B. O. Okandeji, J. R. Gordon and J. K. Sello, *J. Org. Chem.*, 2008, **73**, 5595-5597.
35. S. Kobayashi, S. Komiyama and H. Ishitani, *Biotechnol. Bioeng.*, 1998, **61**, 23-31.
36. Preliminary results of this work have been previously presented. Please see: a) A. Renzetti, A. Fontana, S. Gérard, J. Sapi, P. De Maria, "How to make the trimolecular condensation of indole, isobutyraldehyde and methyl acetoacetate green and catalytic" (poster), 42nd IUPAC World Chemistry Congress, Glasgow (UK), August 2-7 2009; b) A. Renzetti, M. Colazzo, E. Boffa, S. Gérard, J. Sapi, T.-H. Chan, A. Fontana "Green Yonemitsu-type trimolecular condensations" (poster), 18th European Symposium on Organic Chemistry, Marseille (France), July 7-12 2013.
37. F. Epifano, S. Genovese, O. Rosati, S. Tagliapietra, C. Pelucchini and M. Curini, *Tetrahedron Lett.*, 2011, **52**, 568-571.
38. J. Zhou and Y. Tang, *J. Am. Chem. Soc.*, 2002, **124**, 9030-9031.
39. C. Reichardt and T. Welton, in *Solvents and Solvent Effects in Organic Chemistry*, Wiley-VCH Verlag GmbH & Co. KGaA, 2010, pp. 107-163.
40. G. Angelini, C. Chiappe, P. De Maria, A. Fontana, F. Gasparini, D. Pieraccini, M. Pierini and G. Siani, *J. Org. Chem.*, 2005, **70**, 8193-8196.
41. Z. Rappoport, *The Chemistry of Enols*, John Wiley & Sons, 1990.
42. A. Renzetti, PhD Thesis, Università di Chieti-Pescara and Université de Reims Champagne-Ardenne, 2007.
43. P. E. Harrington and M. A. Kerr, *Synlett*, 1996, 1047-1048.
44. J. S. Yadav, S. Abraham, B. V. S. Reddy and G. Sabitha, *Synthesis*, 2001, **2001**, 2165-2169.
45. S.-J. Ji and S.-Y. Wang, *Synlett*, 2003, **2003**, 2074-2076.
46. Z.-P. Zhan, R.-F. Yang and K. Lang, *Tetrahedron Letters*, 2005, **46**, 3859-3862.
47. Z.-H. Huang, J.-P. Zou and W.-Q. Jiang, *Tetrahedron Letters*, 2006, **47**, 7965-7968.
48. R. Pal, A. Das Gupta and A. K. Mallik, *ISRN organic chemistry*, 2012, **2012**, 674629.
49. W. Zhuang, T. Hansen and K. A. Jorgensen, *Chemical Communications*, 2001, 347-348.
50. Y.-Y. Zhou, X.-L. Sun, B.-H. Zhu, J.-C. Zheng, J.-L. Zhou and Y. Tang, *Synlett*, 2011, **2011**, 935-938.
51. D. A. Evans, K. R. Fandrick, H.-J. Song, K. A. Scheidt and R. Xu, *Journal of the American Chemical Society*, 2007, **129**, 10029-10041.
52. A. Erkkilae, I. Majander and P. M. Pihko, *Chem. Rev.*, 2007, **107**, 5416-5470.
53. L. F. Tietze and U. Beifuss, in *Comprehensive Organic Synthesis*, eds. M. T. Barry and F. Ian, Pergamon, Oxford, 1991, pp. 341-394.
54. S. Bahmanyar and K. N. Houk, *J. Am. Chem. Soc.*, 2001, **123**, 11273-11283.
55. M. Arno and L. R. Domingo, *Theor. Chem. Acc.*, 2002, **108**, 232-239.
56. L. Hoang, S. Bahmanyar, K. N. Houk and B. List, *J. Am. Chem. Soc.*, 2003, **125**, 16-17.
57. F. R. Clemente and K. N. Houk, *Angew. Chem., Int. Ed.*, 2004, **43**, 5766-5768.
58. J. Kofoed, T. Darbre and J.-L. Reymond, *Chem. Commun.*, 2006, 1482-1484.
59. M. B. Schmid, K. Zeitler and R. M. Gschwind, *Angew. Chem., Int. Ed.*, 2010, **49**, 4997-5003.
60. M. B. Schmid, K. Zeitler and R. M. Gschwind, *J. Org. Chem.*, 2011, **76**, 3005-3015.
61. M. B. Schmid, K. Zeitler and R. M. Gschwind, *Chem. Eur. J.*, 2012, **18**, 3362-3370.
62. G. Bartoli, M. Bosco, M. Locatelli, E. Marcantoni, P. Melchiorre and L. Sambri, *Synlett*, 2004, 239-242.
63. A. S. Demir and M. Emrullahoglu, *Tetrahedron*, 2006, **62**, 1452-1458.
64. N. K. Dutt, S. Sur and S. Rahut, *J. Inorg. Nucl. Chem.*, 1971, **33**, 1717-1724.
65. R. A. Jones, in *Comprehensive Heterocyclic Chemistry*, eds. R. K. Alan and W. R. Charles, Pergamon, Oxford, 1984, pp. 201-312.
66. G. F. Smith, *Adv. Heterocycl. Chem.*, 1963, **18**, 287-309.

67. H. Firouzabadi, N. Iranpoor and A. A. Jafari, *J. Mol. Catal. A: Chem.*, 2006, **244**, 168-172.
68. M. Hosseini-Sarvari, *Synth. Commun.*, 2008, **38**, 832-840.
69. S.-J. Ji, M.-F. Zhou, D.-G. Gu, S.-Y. Wang and T.-P. Loh, *Synlett*, 2003, 2077-2079.
70. R. Nagarajan and P. T. Perumal, *Tetrahedron*, 2002, **58**, 1229-1232.
71. Z.-H. Zhang, L. Yin and Y.-M. Wang, *Synthesis*, 2005, 1949-1954.
72. E. Huskowska, I. Turowska-Tyrk, J. Legendziewicz and T. Glowiak, *J. Alloys Compd.*, 1998, **275-277**, 852-858.
73. X. Hu, Z. Shan and C. Qing, *Lett. Org. Chem.*, 2012, **9**, 493-496.
74. S. Lal, *Aust. J. Chem.*, 1972, **25**, 1571-1573.
75. The only advantage in using optically active proline is that L-proline is a natural amino acid, and as such is much cheaper than the D enantiomer or the racemate.
76. E. L. Eliel, *Elements of Stereochemistry*, John Wiley & Sons, 1969.
77. J. Jacques, A. Collet and S. H. Wilen, *Enantiomers, Racemates, and Resolutions*, John Wiley & Sons, 1981.
78. F. Gasparini, M. Pierini, C. Villani, P. De Maria, A. Fontana and R. Ballini, *J. Org. Chem.*, 2003, **68**, 3173-3177.
79. N. G. Anderson, *Org. Process Res. Dev.*, 2005, **9**, 800-813.
80. R. Yoshioka, *Top. Curr. Chem.*, 2007, **269**, 83-132.
81. W. H. J. Boesten, J.-P. G. Seerden, L. B. de, H. J. A. Dielemans, H. L. M. Elsenberg, B. Kaptein, H. M. Moody, R. M. Kellogg and Q. B. Broxterman, *Org. Lett.*, 2001, **3**, 1121-1124.
82. P. Jakubec, P. Petráš, A. Ďuriš and D. Berkeš, *Tetrahedron: Asymmetry*, 2010, **21**, 69-74.
83. J. Rabinowitz and A. Hampai, *Journal of molecular evolution*, 1984, **21**, 199-201.
84. R. A. Sheldon, *Green Chem.*, 2007, **9**, 1273-1283.
85. R. A. Sheldon, *Chem. Commun.*, 2008, 3352-3365.
86. R. A. Sheldon, *Chem. Ind.*, 1992, 903-906.