

# RSC Advances

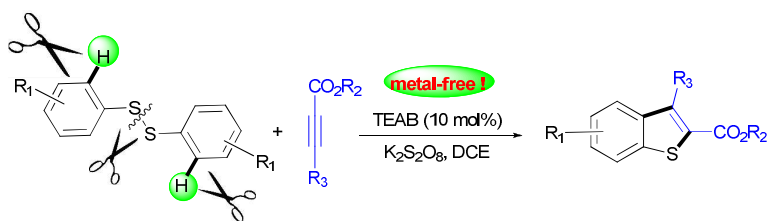


This is an *Accepted Manuscript*, which has been through the Royal Society of Chemistry peer review process and has been accepted for publication.

*Accepted Manuscripts* are published online shortly after acceptance, before technical editing, formatting and proof reading. Using this free service, authors can make their results available to the community, in citable form, before we publish the edited article. This *Accepted Manuscript* will be replaced by the edited, formatted and paginated article as soon as this is available.

You can find more information about *Accepted Manuscripts* in the [Information for Authors](#).

Please note that technical editing may introduce minor changes to the text and/or graphics, which may alter content. The journal's standard [Terms & Conditions](#) and the [Ethical guidelines](#) still apply. In no event shall the Royal Society of Chemistry be held responsible for any errors or omissions in this *Accepted Manuscript* or any consequences arising from the use of any information it contains.



The title reaction involves metal free TEAB-catalyzed S-S bond cleavage, C-S bond formation and C-C bond formation; it uses readily available disulfides and alkynes as substrates, environmentally TEAB as catalyst to synthesize useful benzothiophene derivatives. This process has a broad substrate scope, and various benzothiophenes were obtained in good to excellent yields, even on gram scale. TEAB=Tetraethylammonium Bromide.

Cite this: DOI: 10.1039/c0xx00000x

www.rsc.org/xxxxxx

ARTICLE TYPE

# Metal-free *n*-Et<sub>4</sub>NBr-catalyzed radical cyclization of disulfides and alkynes leading to benzothiophenes under mild conditions †

Daoshan Yang,<sup>a</sup> Kelu Yan,<sup>a</sup> Wei Wei,<sup>a</sup> Laijin Tian,<sup>a</sup> Qinghe Li,<sup>a</sup> Jinmao You,<sup>a</sup> Hua Wang<sup>\*a</sup>

Received (in XXX, XXX) Xth XXXXXXXXX 20XX, Accepted Xth XXXXXXXXX 20XX

DOI: 10.1039/b000000x

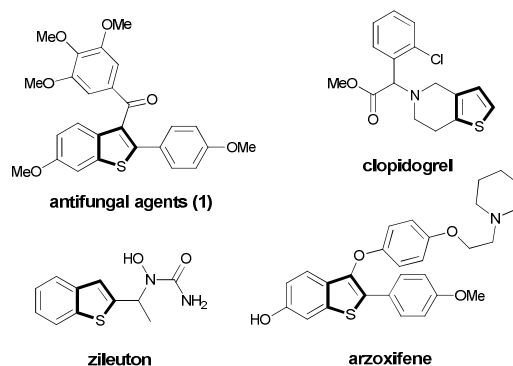
A novel *n*-Et<sub>4</sub>NBr-catalyzed method for the synthesis of benzothiophene derivatives via cascade reactions of substituted disulfides with alkynes through S-S bond cleavage and alkenyl radical cyclization reactions has been developed.

The reaction has a high functional-group tolerance. The new method is environmental and practical, and the starting materials are readily available. These advantages, relative to previous methods, provide an opportunity for the construction of diverse and useful benzothiophene motifs.

## Introduction

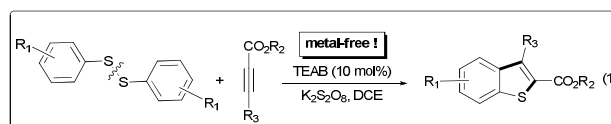
Heterocycles widely occur in natural products and biologically active molecules. Especially, they have often been assigned as privileged structures in drug development. Consequently, developing new, versatile and efficient approaches for the synthesis of heterocycles is of high ongoing interest. Benzothiophene derivatives are important heterocycles which have attracted much attention for their frequent occurrence in natural products and their wide range of biological and physiological activities<sup>1</sup> and are also widespread in material chemistry.<sup>2</sup> For example, they are often used as antimetabolic<sup>3</sup>, antifungal agents (1)<sup>4</sup> and they are also found in numerous clinically important drugs, such as clopidogrel,<sup>5</sup> zileuton,<sup>6</sup> arzoxifene<sup>7</sup> and raloxifene<sup>8</sup> (Scheme 1). Thus, development of novel and efficient methods for the synthesis of these compounds will be valuable for the screening of novel biologically active molecules. However, investigations on the synthetic methods for the formation of benzothiophene motifs are rather limited.<sup>9</sup> The conventional methods for the synthesis of these important compounds typically involve two approaches. One is the electrophilic cyclization of *o*-alkynyl thioanisole.<sup>10</sup> The second approach mainly involves transition-metal catalyzed or strong base enhanced cyclization of *o*-haloalkynylbenzenes with various thiol surrogates.<sup>11</sup> Despite some great advantages of these reactions, there are still certain limitations including harsh reaction conditions, the uneasily available precursors and metal

salt catalytic conditions. In 1973, Undheim and Lie attempted the direct conversion of thiophenols and alkynes to benzothiophene motifs under metal-free conditions, unfortunately, long time (5–22 days) were required, and the resulting yields were low.<sup>12</sup> Very recently, Li and co-workers developed an elegant work for the synthesis of benzothiophenes via intermolecular oxidative cyclization between thiophenols and alkynes using Mn(OAc)<sub>2</sub> as the catalyst.<sup>13</sup>



Scheme 1 Popular drugs containing the benzothiophene motif

Disulfides are very stable in air and easily prepared from readily available thiols.<sup>14</sup> Recently, using disulfides as the starting materials to construct sulfur-based compounds via S-S bond cleavage have caught considerable attention.<sup>15</sup> Moreover, there are increasing demands for metal-free reactions owing to trace-metal impurities can be avoided in the end products.<sup>16</sup> In particular, direct and straightforward formation of various functional groups from inert C-H bonds meets the requirement of atom-economy and has emerged as a powerful tool for organic synthesis.<sup>17</sup> In this respect, lots of examples of direct sp<sup>2</sup> C-H functionalization via the radical pathway for the synthesis of heterocycles have been significantly disclosed by us<sup>18</sup> and other research groups.<sup>19</sup> Herein, we report a simple and practical metal-free approach to benzothiophenes via alkenyl radical cyclization reactions under mild conditions (eq 1).



<sup>a</sup> The Key Laboratory of Life-Organic Analysis and Key Laboratory of Pharmaceutical Intermediates and Analysis of Natural Medicine, School of Chemistry and Chemical Engineering, Qufu Normal University, Qufu 273165, Shandong, China. E-mail: huawang\_qfnu@126.com

† Electronic Supplementary Information (ESI) available: Experimental details. See DOI: 10.1039/b000000x/

## Results and Discussion

We first chose 1,2-diphenyldisulfane **1a** and dimethyl but-2-ynedioate **2a** as the model substrates to optimize the catalysis conditions, which include oxidants, catalysts and solvents under nitrogen atmosphere. As shown in Table 1, several oxidants,  $\text{PhI}(\text{OAc})_2$ ,  $\text{O}_2$ , TBHP,  $\text{H}_2\text{O}_2$  and  $\text{K}_2\text{S}_2\text{O}_8$  (10 mol % catalytic amount relative to 1,2-diphenyldisulfane) were tested in DCE (entries 1-5) by using TEAB as the catalyst, and  $\text{K}_2\text{S}_2\text{O}_8$  was the most effective oxidant. We attempted to use different catalysts, and TEAB was a suitable catalyst (entries 5-9 and 15). The effect of solvents (DCE, toluene,  $\text{CH}_3\text{CN}$ , 1,4-dioxane) was also investigated (entries 5, 10-12), DCE provided the highest yield. Reaction temperature was also investigated, and the yield of the target product reached maximum at 90 °C. After the optimization process for catalysts, oxidants, solvent and temperature, the following cyclization reactions were performed under our standard conditions: 10 mol % TEAB as the catalyst, 2.2 equiv of  $\text{K}_2\text{S}_2\text{O}_8$  as the oxidant and DCE as the solvent at 90 °C under nitrogen atmosphere.

**Table 1** Optimization of the reaction conditions<sup>a</sup>

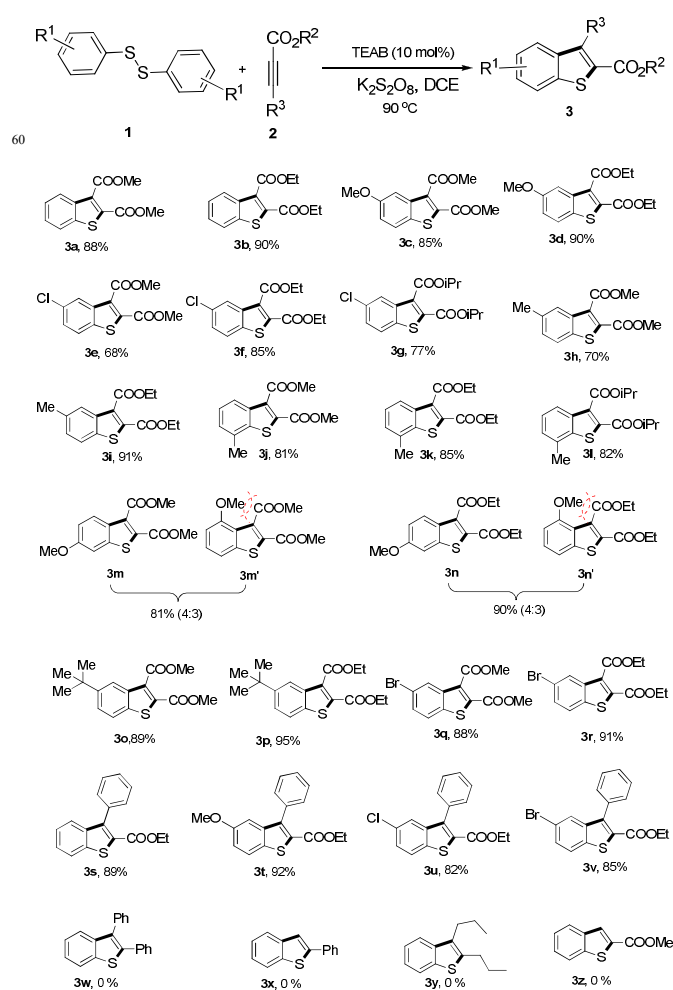
Entry	Catalyst	Oxidant	Solvent	Yield (%) <sup>b</sup>
1	TEAB	$\text{PhI}(\text{OAc})_2$	DCE	15
2	TEAB	$\text{O}_2$	DCE	trace
3	TEAB	TBHP	DCE	25
4	TEAB	$\text{H}_2\text{O}_2$	DCE	33
5	<b>TEAB</b>	<b><math>\text{K}_2\text{S}_2\text{O}_8</math></b>	<b>DCE</b>	<b>88</b>
6	TBAB	$\text{K}_2\text{S}_2\text{O}_8$	DCE	80
7	TBAI	$\text{K}_2\text{S}_2\text{O}_8$	DCE	58
8	TBAC	$\text{K}_2\text{S}_2\text{O}_8$	DCE	55
9	$\text{I}_2$	$\text{K}_2\text{S}_2\text{O}_8$	DCE	0
10	TEAB	$\text{K}_2\text{S}_2\text{O}_8$	$\text{CH}_3\text{CN}$	45
11	TEAB	$\text{K}_2\text{S}_2\text{O}_8$	toluene	40
12	TEAB	$\text{K}_2\text{S}_2\text{O}_8$	1,4-dioxane	38
13	TEAB	$\text{K}_2\text{S}_2\text{O}_8$	DCE	40 <sup>c</sup>
14	TEAB	$\text{K}_2\text{S}_2\text{O}_8$	DCE	62 <sup>d</sup>
15	TEAB	$\text{K}_2\text{S}_2\text{O}_8$	DCE	81 <sup>e</sup>
16	None	$\text{K}_2\text{S}_2\text{O}_8$	DCE	trace

<sup>a</sup> Reaction conditions: under nitrogen atmosphere, **1a** (0.5 mmol), **2a** (1.7 mmol), catalyst (0.05 mmol), oxidant (2.2 equiv.), solvent (1.5 mL), 90 °C and reaction time (24 h). TBAC=(*n*-Bu)<sub>4</sub>NCl; TBAB=(*n*-Bu)<sub>4</sub>NBr; TBAI=(*n*-Bu)<sub>4</sub>NI; TEAB= $\text{Et}_4\text{NBr}$ ; TBHP=*tert*-butyl hydroperoxide solution 5.5M in decane; DCE=1,2-dichloroethane. <sup>b</sup> Isolated yield (based on the amount of **1a**). <sup>c</sup> 50 °C. <sup>d</sup> 60 °C. <sup>e</sup> 80 °C.

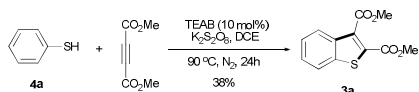
The scope of TEAB-catalyzed cascade reactions of the substituted disulfides with alkynes was investigated under the optimized conditions. As shown in Table 2, the radical cyclization reactions could be performed for all the substrates examined, and the desired benzothiophene derivatives were obtained in good isolated yields. For substituted disulfides the substrates containing electron-donating groups exhibited higher reactivity than the others (products **3c**, **3d**, **3e**, **3f**, **3s**, **3t**, **3u** and **3v**). For different alkynes, including symmetric or unsymmetrical alkynes their reactivity did not show obviously difference (products **3a-3r**, **3s-3v**), unfortunately, terminal alkyne, 1,2-

diarylethyne and 1,2-dialkylethyne were the poor substrates in this transformation (products **3w-3z**). As expected, meta-substituted substrates gave a mixture of two regioselective products (products **3m/3m'** and **3n/3n'**), which suggested that the existence of possible steric hindrance arising from the presence of a meta-substituent "COOMe" (see table 2, **3m'** and **3n'**). Besides that, the more stability of intermediate C of **3m'** and **3n'** as shown in Scheme 5 can not be excluded. The metal-free TEAB-catalyzed radical cyclization reactions could tolerate some functional groups including esters (products **3a-3v**), ethers (products **3c**, **3d**, **3m**, **3o** and **3t**), C-Cl bond (products **3e**, **3f** and **3g**) and C-Br bond (products **3q** and **3r**), which could be used for further modifications at the substituted positions. The structure of **3b** was unambiguously confirmed by X-ray crystallographic analysis (Figure 1). (see Supporting Information for details). Interestingly, treatment of benzenethiol (**4a**) with dimethyl but-2-ynedioate (**2a**) under the optimized conditions produced dimethyl benzo[*b*]thiophene-2,3-dicarboxylate (**3a**) in a moderate yield (Scheme 2).

**Table 2** TEAB-catalyzed Synthesis of benzothiophene derivatives via radical cyclization of disulfides with alkynes<sup>a,b</sup>

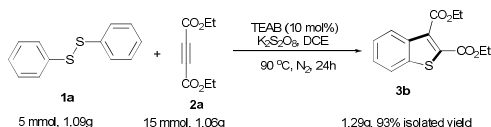


<sup>a</sup> Reaction conditions: under nitrogen atmosphere, substituted diphenyldisulfane (0.5 mmol), alkynes (1.7 mmol), TEAB (0.05 mmol),  $\text{K}_2\text{S}_2\text{O}_8$  (1.1 mmol), DCE (1.5 mL). <sup>b</sup> Isolated yield (based on the amount of **1**). <sup>c</sup> Reaction time (24 h).

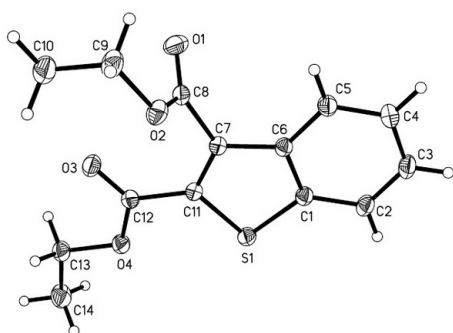


**Scheme 2** Synthesis of **3a** using benzenethiol (**4a**) and dimethyl but-2-ynedioate (**2a**) as starting materials under standard conditions

Further, we explored the synthetic applicability of the method. As shown in Scheme 3, the gram-scale reaction was performed in the usual laboratory setup with a one-neck round-bottomed flask fitted with a nitrogen balloon, and the reaction afforded **3a** in 93% yield. This example clearly demonstrates the practical aspect of this newly developed method.

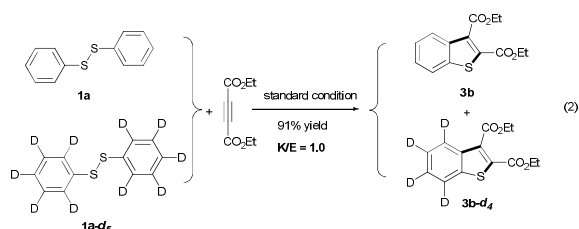
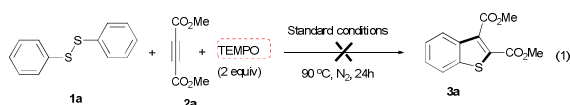


**Scheme 3** Synthesis of **3b** on gram scale



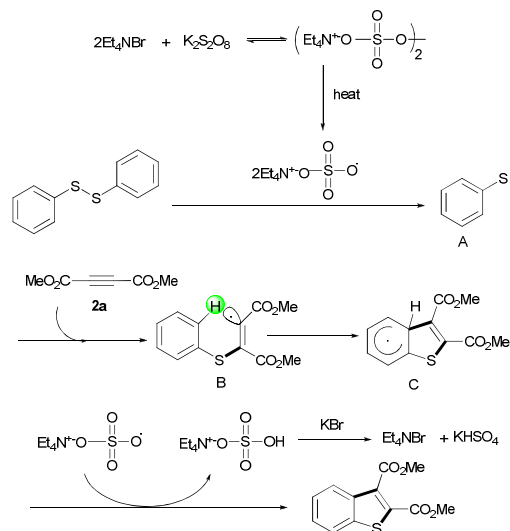
**Figure 1** X-ray crystal structure of compound **3b**

To understand the mechanism further, the reaction of **1a** was tested in the presence of TEMPO (2,2,6,6-tetramethylpiperidine 1-oxyl, a well-known radical inhibitor) as a radical scavenger. The formation of **2a** was completely inhibited in the reactions (eqs 1. Scheme 4), demonstrating that a radical process may be involved in this reaction. Moreover, control experiments were conducted to elucidate the mechanism of this radical cyclization reaction. The intermolecular kinetic isotope effects (KIE) were investigated, and no kinetic isotope effect ( $k_H/k_D = 1.0$ ) was observed, which indicates that C-H bond cleavage might not be the rate-determining step (eqs 2. Scheme 4).



**Scheme 4** Control experiments

On the basis of these preliminary results and reports in the literature,<sup>20</sup> a possible mechanism for TEAB-catalyzed radical cyclization reactions for the synthesis of benzothiophene derivatives is suggested in Scheme 5. Reaction of tetraethylammonium bromide with peroxydisulfate produced tetraethylammonium sulfate radical anions,<sup>15g</sup> then the tetraethylammonium sulfate radical reacts with the disulfides to form a thiyl radical **A**. The addition of thiyl radical **A** to alkyne **2a** affords the alkenyl radical intermediate **B**,<sup>13</sup> which further undergoes intramolecular radical substitution reaction to give intermediate **C**. Finally, hydrogen abstraction of radical intermediate **C** by tetraethylammonium sulfate radical anions leads to the benzothiophene derivatives. Further investigations on the more detailed mechanism are ongoing in our laboratory.



**Scheme 5** A proposed mechanism for the direct transformation.

## Experimental Section

### General experimental procedures

All reagents and solvents were obtained from commercial suppliers and used without further purification. Mass analyses and HRMS were obtained on a Finnigan-LCQDECA mass spectrometer. Flash chromatography was performed on silica gel (200 ~ 300 mesh). <sup>1</sup>H and <sup>13</sup>C NMR data were recorded at 400 and 100 MHz on a BRUKER 400 spectrometer. Chemical shifts ( $\delta$ ) are expressed in parts per million (ppm) coupling constants (J) are in Hz. Proton and carbon magnetic resonance spectra (<sup>1</sup>H NMR and <sup>13</sup>C NMR) were recorded using tetramethylsilane (TMS) in the solvent of CDCl<sub>3</sub> as the internal standard (<sup>1</sup>H NMR: TMS at 0.00 ppm, CDCl<sub>3</sub> at 7.28 ppm; <sup>13</sup>C NMR: CDCl<sub>3</sub> at 77.0 ppm).

**General procedure for synthesis of substituted benzothiophenes:** A 25 mL Schlenk tube equipped with a magnetic stirring bar was charged with TEAB (10.5 mg), potassium persulfate (1.1 mmol), substituted various disulfides (**1**) (0.5 mmol) and alkynes (**2**) (1.7 mmol). The tube was evacuated twice and backfilled with nitrogen, and DCE (1.5 mL) was added

to the tube under nitrogen atmosphere. The tube was sealed with a balloon and then the mixture was allowed to stir under nitrogen atmosphere at 90 °C for 24 h. After completion of the reaction, the resulting solution was cooled to room temperature, and the solvent was removed with the aid of a rotary evaporator. The residue was purified by column chromatography on silica gel using petroleum ether/ethyl acetate as eluent to provide the desired product (**3**).

**Dimethyl benzo[*b*]thiophene-2,3-dicarboxylate (3a):**<sup>[20]</sup> Eluent petroleum ether/ethyl acetate (30:1). White solid, mp 83-84 °C. <sup>1</sup>H NMR (CDCl<sub>3</sub>, 400 MHz, ppm) δ 7.92 (d, 1H, *J* = 5.2 Hz), 7.84 (d, 1H, *J* = 5.6 Hz), 7.50-7.45 (m, 2H), 4.02 (s, 3H), 3.94 (s, 3H). <sup>13</sup>C NMR (CDCl<sub>3</sub>, 100 MHz, ppm) δ 164.9, 162.2, 140.3, 136.7, 133.2, 133.1, 127.5, 125.7, 124.5, 122.6, 53.0, 52.9. HRMS *m/z* calcd. for C<sub>12</sub>H<sub>10</sub>O<sub>4</sub>S [M+Na]<sup>+</sup>: 273.0197, found: 273.0191.

**Diethyl benzo[*b*]thiophene-2,3-dicarboxylate (3b):** Eluent petroleum ether/ethyl acetate (30:1). White solid, mp 62-64 °C. <sup>1</sup>H NMR (CDCl<sub>3</sub>, 400 MHz, ppm) δ 7.95 (d, 1H, *J* = 6.0 Hz), 7.84 (d, 1H, *J* = 6.0 Hz), 7.48-7.45 (m, 2H), 4.52 (q, 2H, *J* = 7.2 Hz), 4.42 (q, 2H, *J* = 7.2 Hz), 1.45 (t, 3H, *J* = 8.0 Hz), 1.41 (t, 3H, *J* = 8.0 Hz). <sup>13</sup>C NMR (CDCl<sub>3</sub>, 100 MHz, ppm) δ 164.5, 161.8, 140.3, 136.9, 133.5, 133.3, 127.3, 125.6, 124.4, 122.5, 62.1, 14.17, 14.16. HRMS *m/z* calcd. for C<sub>14</sub>H<sub>14</sub>O<sub>4</sub>S [M+Na]<sup>+</sup>: 301.0510, found: 301.0511.

**Dimethyl 5-methoxybenzo[*b*]thiophene-2,3-dicarboxylate (3c):**<sup>[13]</sup> Eluent petroleum ether/ethyl acetate (30:1). White solid, mp 98-100 °C. <sup>1</sup>H NMR (CDCl<sub>3</sub>, 400 MHz, ppm) δ 7.71 (d, 1H, *J* = 8.8 Hz), 7.37 (s, 1H), 7.15 (d, 1H, *J* = 9.2 Hz), 4.10 (s, 3H), 3.95 (s, 3H), 3.89 (s, 3H). <sup>13</sup>C NMR (CDCl<sub>3</sub>, 100 MHz, ppm) δ 164.9, 162.8, 158.4, 137.9, 134.5, 132.9, 132.3, 123.2, 118.8, 105.3, 55.6, 53.0, 52.8. HRMS *m/z* calcd. for C<sub>13</sub>H<sub>12</sub>O<sub>5</sub>S [M+Na]<sup>+</sup>: 303.0303, found: 303.0303.

**Diethyl 5-methoxybenzo[*b*]thiophene-2,3-dicarboxylate (3d):** Eluent petroleum ether/ethyl acetate (30:1). White solid, mp 59-61 °C. <sup>1</sup>H NMR (CDCl<sub>3</sub>, 400 MHz, ppm) δ 7.69 (d, 1H, *J* = 9.2 Hz), 7.38 (s, 1H), 7.13 (d, 1H, *J* = 9.2 Hz), 4.50 (q, 2H, *J* = 8.0 Hz), 4.41 (q, 2H, *J* = 8.0 Hz), 3.88 (s, 3H), 1.45 (t, 3H, *J* = 4.0 Hz), 1.40 (t, 3H, *J* = 4.0 Hz). <sup>13</sup>C NMR (CDCl<sub>3</sub>, 100 MHz, ppm) δ 164.5, 161.9, 158.3, 138.0, 134.9, 132.9, 132.3, 123.2, 118.6, 105.3, 62.1, 61.8, 55.5, 14.2, 14.1. HRMS *m/z* calcd. for C<sub>15</sub>H<sub>16</sub>O<sub>5</sub>S [M+Na]<sup>+</sup>: 331.0616, found: 331.0610.

**Dimethyl 5-chlorobenzo[*b*]thiophene-2,3-dicarboxylate (3e):** Eluent petroleum ether/ethyl acetate (30:1). White solid, mp 105-107 °C. <sup>1</sup>H NMR (CDCl<sub>3</sub>, 400 MHz, ppm) δ 7.79 (s, 1H), 7.78 (d, 1H, *J* = 8.0 Hz), 7.45 (d, 1H, *J* = 8.0 Hz), 4.03 (s, 3H), 3.96 (s, 3H). <sup>13</sup>C NMR (CDCl<sub>3</sub>, 100 MHz, ppm) δ 164.2, 161.9, 138.2, 137.8, 135.6, 132.3, 131.9, 128.1, 124.2, 123.6, 53.2, 53.0. HRMS *m/z* calcd. for C<sub>12</sub>H<sub>9</sub>ClO<sub>4</sub>S [M+Na]<sup>+</sup>: 306.9808, found: 306.9815.

**Diethyl 5-chlorobenzo[*b*]thiophene-2,3-dicarboxylate (3f):** Eluent petroleum ether/ethyl acetate (30:1). White solid, mp 81-83 °C. <sup>1</sup>H NMR (CDCl<sub>3</sub>, 400 MHz, ppm) δ 7.98 (s, 1H), 7.78 (d, 1H, *J* = 8.0 Hz), 7.45 (d, 1H, *J* = 8.0 Hz), 4.51 (q, 2H, *J* = 8.0 Hz), 4.41 (q, 2H, *J* = 8.0 Hz), 1.48-1.40 (m, 6H). <sup>13</sup>C NMR (CDCl<sub>3</sub>, 100 MHz, ppm) δ 163.8, 161.5, 138.2, 137.9, 135.9, 132.1, 131.9, 127.9, 124.1, 123.6, 62.4, 62.1, 14.1. HRMS *m/z* calcd. for C<sub>14</sub>H<sub>13</sub>ClO<sub>4</sub>S [M+Na]<sup>+</sup>: 335.0121, found: 335.0126.

#### Diisopropyl 5-chlorobenzo[*b*]thiophene-2,3-dicarboxylate

**(3g):** Eluent petroleum ether/ethyl acetate (30:1). yellow oil. <sup>1</sup>H NMR (CDCl<sub>3</sub>, 400 MHz, ppm) δ 7.93 (s, 1H), 7.75 (d, 1H, *J* = 8.8 Hz), 7.44 (d, 1H, *J* = 8.4 Hz), 5.43-5.37 (m, 1H), 5.30-5.24 (m, 1H), 1.46 (d, 6H, *J* = 8.4), 1.40 (d, 6H, *J* = 8.4). <sup>13</sup>C NMR (CDCl<sub>3</sub>, 100 MHz, ppm) δ 163.4, 160.9, 138.2, 137.9, 136.0, 132.3, 132.0, 127.8, 123.9, 123.6, 70.4, 70.0, 21.8, 21.7. HRMS *m/z* calcd. for C<sub>16</sub>H<sub>17</sub>ClO<sub>4</sub>S [M+Na]<sup>+</sup>: 363.0434, found: 363.0440.

#### Dimethyl 5-methylbenzo[*b*]thiophene-2,3-dicarboxylate (3h):

Eluent petroleum ether/ethyl acetate (30:1). White solid, mp 83.7-85.2 °C. <sup>1</sup>H NMR (CDCl<sub>3</sub>, 400 MHz, ppm) δ 7.75-7.72 (m, 2H), 7.33 (d, 1H, *J* = 8.0 Hz), 4.05 (s, 3H), 3.95 (s, 3H), 2.49 (s, 3H). <sup>13</sup>C NMR (CDCl<sub>3</sub>, 100 MHz, ppm) δ 165.4, 162.3, 137.7, 137.1, 135.7, 133.0, 129.5, 124.1, 122.2, 52.9, 52.8, 21.5. HRMS *m/z* calcd. for C<sub>13</sub>H<sub>12</sub>O<sub>4</sub>S [M+Na]<sup>+</sup>: 287.0354, found: 287.0359.

#### Diethyl 5-methylbenzo[*b*]thiophene-2,3-dicarboxylate (3i):

Eluent petroleum ether/ethyl acetate (30:1). Pale yellow viscous liquid. <sup>1</sup>H NMR (CDCl<sub>3</sub>, 400 MHz, ppm) δ 7.93 (s, 1H), 7.45-7.73 (m, 2H), 7.33 (d, 1H, *J* = 8.0 Hz), 4.52 (q, 2H, *J* = 7.2 Hz), 4.41 (q, 2H, *J* = 7.2 Hz), 2.50 (s, 3H), 1.46 (t, 3H, *J* = 8.0), 1.42 (t, 3H, *J* = 8.0). <sup>13</sup>C NMR (CDCl<sub>3</sub>, 100 MHz, ppm) δ 164.8, 161.9, 137.7, 137.2, 135.6, 133.3, 133.0, 129.3, 124.0, 122.1, 62.0, 61.9, 21.5, 14.17, 14.16. HRMS *m/z* calcd. for C<sub>15</sub>H<sub>16</sub>O<sub>4</sub>S [M+Na]<sup>+</sup>: 315.0667, found: 315.0663.

#### Dimethyl 7-methylbenzo[*b*]thiophene-2,3-dicarboxylate (3j):

Eluent petroleum ether/ethyl acetate (30:1). White solid, mp 74-75 °C. <sup>1</sup>H NMR (CDCl<sub>3</sub>, 400 MHz, ppm) δ 7.79 (d, 1H, *J* = 8.4 Hz), 7.41 (t, 1H, *J* = 7.2 Hz), 7.29 (d, 1H, *J* = 7.2 Hz), 4.04 (s, 3H), 3.97 (s, 3H), 2.58 (s, 3H). <sup>13</sup>C NMR (CDCl<sub>3</sub>, 100 MHz, ppm) δ 165.0, 162.3, 140.8, 136.7, 134.0, 132.5, 132.2, 127.5, 126.2, 122.1, 52.9, 52.8, 20.0. HRMS *m/z* calcd. for C<sub>13</sub>H<sub>12</sub>O<sub>4</sub>S [M+Na]<sup>+</sup>: 287.0354, found: 287.0359.

#### Diethyl 7-methylbenzo[*b*]thiophene-2,3-dicarboxylate (3k):

Eluent petroleum ether/ethyl acetate (30:1). White solid, mp 76-77 °C. <sup>1</sup>H NMR (CDCl<sub>3</sub>, 400 MHz, ppm) δ 7.78 (d, 1H, *J* = 8.0 Hz), 7.38 (t, 1H, *J* = 7.2 Hz), 7.28 (d, 1H, *J* = 7.2 Hz), 4.51 (q, 2H, *J* = 7.2 Hz), 4.42 (q, 2H, *J* = 7.2 Hz), 2.56 (s, 3H), 1.47-1.40 (m, 6H). <sup>13</sup>C NMR (CDCl<sub>3</sub>, 100 MHz, ppm) δ 164.7, 161.8, 140.7, 136.8, 134.1, 132.7, 132.1, 127.4, 125.1, 122.0, 62.0, 61.9, 20.0, 14.2. HRMS *m/z* calcd. for C<sub>15</sub>H<sub>16</sub>O<sub>4</sub>S [M+Na]<sup>+</sup>: 315.0667, found: 315.0663.

#### Diisopropyl 7-methylbenzo[*b*]thiophene-2,3-dicarboxylate

**(3l):** Eluent petroleum ether/ethyl acetate (30:1). Pale yellow viscous liquid. <sup>1</sup>H NMR (CDCl<sub>3</sub>, 400 MHz, ppm) δ 7.74 (d, 1H, *J* = 8.0 Hz), 7.39 (t, 1H, *J* = 8.0 Hz), 7.28 (d, 1H, *J* = 7.2 Hz), 5.42 (m, 1H), 5.28 (m, 1H), 2.57 (s, 3H), 1.46 (d, 6H, *J* = 4.0 Hz), 1.41 (d, 6H, *J* = 8.0 Hz). <sup>13</sup>C NMR (CDCl<sub>3</sub>, 100 MHz, ppm) δ 164.4, 161.3, 140.7, 136.8, 134.6, 132.6, 132.2, 127.3, 126.0, 121.8, 71.4, 70.0, 69.7, 21.9, 21.5, 20.4. HRMS *m/z* calcd. for C<sub>17</sub>H<sub>20</sub>O<sub>4</sub>S [M+Na]<sup>+</sup>: 343.0980, found: 343.0979.

#### Dimethyl 6-methoxybenzo[*b*]thiophene-2,3-dicarboxylate

**(3m):** Eluent petroleum ether/ethyl acetate (40:1). White solid, mp 83-85 °C. <sup>1</sup>H NMR (CDCl<sub>3</sub>, 400 MHz, ppm) δ 7.78 (d, 1H, *J* = 9.2 Hz), 7.27 (s, 1H), 7.88 (d, 1H, *J* = 9.2 Hz), 4.03 (s, 3H), 3.94 (s, 3H), 3.90 (s, 3H). <sup>13</sup>C NMR (CDCl<sub>3</sub>, 100 MHz, ppm) δ 165.1, 162.1, 159.8, 142.5, 133.4, 130.8, 129.8, 125.3, 116.6, 104.0, 55.6, 52.9, 52.8. HRMS *m/z* calcd. for C<sub>13</sub>H<sub>12</sub>O<sub>5</sub>S [M+Na]<sup>+</sup>: 303.0303, found: 303.0307.

**Dimethyl 4-methoxybenzo[*b*]thiophene-2,3-dicarboxylate (3m<sup>+</sup>):** Eluent petroleum ether/ethyl acetate (40:1). White solid, mp 118-119 °C. <sup>1</sup>H NMR (CDCl<sub>3</sub>, 400 MHz, ppm) δ 7.45-7.40 (m, 2H), 6.78 (d, 2H, *J* = 6.0 Hz), 4.03 (s, 3H), 3.93 (s, 3H), 3.92 (s, 3H). <sup>13</sup>C NMR (CDCl<sub>3</sub>, 100 MHz, ppm) δ 166.7, 161.9, 156.0, 142.6, 131.1, 129.1, 128.2, 127.2, 114.9, 105.1, 56.1, 52.9, 52.8. HRMS *m/z* calcd. for C<sub>13</sub>H<sub>12</sub>O<sub>5</sub>S [M+Na]<sup>+</sup>: 303.0303, found: 303.0307.

**Diethyl 6-methoxybenzo[*b*]thiophene-2,3-dicarboxylate (3n):** Eluent petroleum ether/ethyl acetate (40:1). White solid, mp 115 - 116 °C. <sup>1</sup>H NMR (CDCl<sub>3</sub>, 400 MHz, ppm) δ 7.79 (d, 1H, *J* = 8.8 Hz), 7.24 (s, 1H), 7.08 (d, 1H, *J* = 8.8 Hz), 4.50 (q, 2H, *J* = 7.2 Hz), 4.40 (q, 2H, *J* = 7.2 Hz), 3.90 (s, 3H), 1.47-1.28 (m, 6H). <sup>13</sup>C NMR (CDCl<sub>3</sub>, 100 MHz, ppm) δ 164.7, 161.7, 159.7, 142.4, 133.5, 131.0, 130.2, 125.2, 116.5, 104.1, 61.9, 61.8, 55.6, 14.19, 14.16. HRMS *m/z* calcd. for C<sub>15</sub>H<sub>16</sub>O<sub>5</sub>S [M+Na]<sup>+</sup>: 331.0616, found: 331.0615.

**Diethyl 4-methoxybenzo[*b*]thiophene-2,3-dicarboxylate (3n<sup>+</sup>):** Eluent petroleum ether/ethyl acetate (40:1). White solid, mp 68-69 °C. <sup>1</sup>H NMR (CDCl<sub>3</sub>, 400 MHz, ppm) δ 7.42-7.41 (m, 2H), 6.78 (d, 1H, *J* = 5.6 Hz), 4.50 (q, 2H, *J* = 7.2 Hz), 4.39 (q, 2H, *J* = 7.2 Hz), 3.93 (s, 3H), 1.48-1.38 (m, 6H). <sup>13</sup>C NMR (CDCl<sub>3</sub>, 100 MHz, ppm) δ 166.2, 161.6, 156.0, 142.6, 134.1, 128.9, 128.8, 127.3, 114.8, 105.1, 61.9, 61.8, 55.8, 14.2, 14.1. HRMS *m/z* calcd. for C<sub>15</sub>H<sub>16</sub>O<sub>5</sub>S [M+Na]<sup>+</sup>: 331.0616, found: 331.0615.

**Dimethyl 5-tert-butylbenzo[*b*]thiophene-2,3-dicarboxylate (3o):** Eluent petroleum ether/ethyl acetate (30:1). Pale yellow viscous liquid. <sup>1</sup>H NMR (CDCl<sub>3</sub>, 400 MHz, ppm) δ 7.77 (s, 1H), 7.67 (d, 1H, *J* = 8.8 Hz), 7.48 (d, 1H, *J* = 8.8 Hz), 3.95 (s, 3H), 3.84 (s, 3H), 1.28 (s, 9H). <sup>13</sup>C NMR (CDCl<sub>3</sub>, 100 MHz, ppm) δ 165.2, 162.3, 149.1, 137.8, 136.8, 133.5, 132.8, 126.3, 122.1, 120.1, 52.9, 52.8, 34.9, 31.4. HRMS *m/z* calcd. for C<sub>16</sub>H<sub>18</sub>O<sub>4</sub>S [M+Na]<sup>+</sup>: 329.0825, found: 329.0823.

**Diethyl 5-tert-butylbenzo[*b*]thiophene-2,3-dicarboxylate (3p):** Eluent petroleum ether/ethyl acetate (30:1). Pale yellow viscous liquid. <sup>1</sup>H NMR (CDCl<sub>3</sub>, 400 MHz, ppm) δ 7.78 (s, 1H), 7.66 (d, 1H, *J* = 8.4 Hz), 7.46 (d, 1H, *J* = 8.8 Hz), 4.42 (q, 2H, *J* = 7.2 Hz), 4.30 (q, 2H, *J* = 7.2 Hz), 1.37-1.12 (m, 15H). <sup>13</sup>C NMR (CDCl<sub>3</sub>, 100 MHz, ppm) δ 164.7, 161.9, 149.0, 137.7, 136.9, 133.5, 133.3, 123.1, 122.1, 120.1, 62.0, 61.8, 31.3, 14.2. HRMS *m/z* calcd. for C<sub>18</sub>H<sub>22</sub>O<sub>4</sub>S [M+Na]<sup>+</sup>: 357.1136, found: 357.1137.

**Dimethyl 5-bromobenzo[*b*]thiophene-2,3-dicarboxylate (3q):** Eluent petroleum ether/ethyl acetate (30:1). White solid, mp 98-100 °C. <sup>1</sup>H NMR (CDCl<sub>3</sub>, 400 MHz, ppm) δ 8.12 (s, 1H), 7.69 (d, 1H, *J* = 8.0 Hz), 7.56 (d, 1H, *J* = 8.0 Hz), 4.03 (s, 3H), 3.96 (s, 3H). <sup>13</sup>C NMR (CDCl<sub>3</sub>, 100 MHz, ppm) δ 164.1, 161.8, 138.6, 138.1, 135.4, 131.7, 130.6, 127.2, 123.8, 119.9, 53.1, 52.9. HRMS *m/z* calcd. for C<sub>12</sub>H<sub>9</sub>BrO<sub>4</sub>S [M+Na]<sup>+</sup>: 350.9303, found: 350.9302, 352.9275.

**Diethyl 5-bromobenzo[*b*]thiophene-2,3-dicarboxylate (3r):** Eluent petroleum ether/ethyl acetate (30:1). White solid, mp 96-97 °C. <sup>1</sup>H NMR (CDCl<sub>3</sub>, 400 MHz, ppm) δ 8.14 (s, 1H), 7.72 (d, 1H, *J* = 8.0 Hz), 7.58 (d, 1H, *J* = 8.0 Hz), 4.51 (q, 2H, *J* = 8.0 Hz), 4.43 (q, 2H, *J* = 8.0 Hz), 1.47-1.40 (m, 6H). <sup>13</sup>C NMR (CDCl<sub>3</sub>, 100 MHz, ppm) δ 163.7, 161.4, 138.6, 138.3, 135.7, 131.8, 130.5, 127.2, 123.8, 119.8, 62.4, 62.1, 14.1. HRMS *m/z* calcd. for C<sub>14</sub>H<sub>13</sub>BrO<sub>4</sub>S [M+Na]<sup>+</sup>: 378.9616, found: 378.9615, 380.9588.

**Ethyl 3-phenylbenzo[*b*]thiophene-2-carboxylate (3s):** Eluent petroleum ether/ethyl acetate (30:1). Pale yellow viscous liquid. <sup>1</sup>H NMR (CDCl<sub>3</sub>, 400 MHz, ppm) δ 7.92 (d, 1H, *J* = 8.0 Hz), 7.58 (d, 1H, *J* = 8.0 Hz), 7.54-7.49 (m, 3H), 7.44 (d, 2H, *J* = 8.0 Hz), 7.38 (t, 1H, *J* = 8.0 Hz), 4.27 (q, 2H, *J* = 8.0 Hz), 1.24 (t, 3H, *J* = 8.0 Hz). (*The <sup>1</sup>H NMR spectrum is in agreement with that of compound 3a in Ref. 21*) <sup>13</sup>C NMR (CDCl<sub>3</sub>, 100 MHz, ppm) δ 162.7, 143.8, 140.5, 140.2, 134.8, 129.7, 128.8, 128.0, 127.1, 125.3, 124.8, 122.5, 61.3, 14.0. HRMS *m/z* calcd. for C<sub>17</sub>H<sub>14</sub>O<sub>2</sub>S [M+Na]<sup>+</sup>: 305.0612, found: 305.0623.

**Ethyl 5-methoxy-3-phenylbenzo[*b*]thiophene-2-carboxylate (3t):** Eluent petroleum ether/ethyl acetate (25:1). Pale yellow viscous liquid. <sup>1</sup>H NMR (CDCl<sub>3</sub>, 400 MHz, ppm) δ 7.77 (d, 1H, *J* = 8.0 Hz), 7.54-7.47 (m, 3H), 7.43-7.40 (m, 2H), 7.16 (dd, 1H, *J* = 8.0 Hz), 6.95 (d, 1H, *J* = 4.0 Hz), 4.24 (q, 2H, *J* = 8.0 Hz), 3.78 (s, 3H), 1.21 (t, 3H, *J* = 8.0 Hz). <sup>13</sup>C NMR (CDCl<sub>3</sub>, 100 MHz, ppm) δ 162.6, 158.1, 143.4, 141.2, 134.8, 132.9, 130.1, 129.5, 128.1, 123.4, 118.4, 106.5, 60.9, 55.4, 13.5. HRMS *m/z* calcd. for C<sub>18</sub>H<sub>16</sub>O<sub>3</sub>S [M+Na]<sup>+</sup>: 335.0718, found: 335.0721.

**Ethyl 5-chloro-3-phenylbenzo[*b*]thiophene-2-carboxylate (3u):** Eluent petroleum ether/ethyl acetate (25:1). White solid, mp 86-88 °C. <sup>1</sup>H NMR (CDCl<sub>3</sub>, 400 MHz, ppm) δ 7.82 (d, 1H, *J* = 8.0 Hz), 7.52-7.50 (m, 4H), 7.46 (dd, 1H, *J* = 8.0 Hz), 7.41-7.38 (m, 2H), 4.25 (q, 2H, *J* = 8.0 Hz), 1.21 (t, 3H, *J* = 8.0 Hz). <sup>13</sup>C NMR (CDCl<sub>3</sub>, 100 MHz, ppm) δ 162.3, 142.9, 141.4, 138.4, 134.1, 131.3, 130.6, 129.6, 128.3, 128.2, 127.7, 124.6, 123.6, 61.4, 13.9. HRMS *m/z* calcd. for C<sub>17</sub>H<sub>13</sub>ClO<sub>2</sub>S [M+Na]<sup>+</sup>: 339.0222, found: 339.0220.

**Ethyl 5-bromo-3-phenylbenzo[*b*]thiophene-2-carboxylate (3v):** Eluent petroleum ether/ethyl acetate (30:1). White solid, mp 79-81 °C. <sup>1</sup>H NMR (CDCl<sub>3</sub>, 400 MHz, ppm) δ 7.78 (d, 1H, *J* = 8.0 Hz), 7.68 (d, 1H, *J* = 4.0 Hz), 7.59 (d, 1H, *J* = 8.0 Hz), 7.53-7.49 (m, 3H), 7.40 (dd, 2H, *J* = 8.0 Hz), 4.25 (q, 2H, *J* = 8.0 Hz), 1.21 (t, 3H, *J* = 8.0 Hz). <sup>13</sup>C NMR (CDCl<sub>3</sub>, 100 MHz, ppm) δ 162.2, 142.8, 141.8, 138.9, 134.1, 130.5, 130.3, 129.6, 128.3, 128.2, 127.7, 123.9, 119.0, 61.4, 13.9. HRMS *m/z* calcd. for C<sub>17</sub>H<sub>13</sub>BrO<sub>2</sub>S [M+Na]<sup>+</sup>: 382.9717, found: 382.9715, 384.9726.

## Conclusions

In conclusion, we have developed a simple, green and efficient strategy for the synthesis of benzothiophene derivatives by metal-free intermolecular radical cyclization between readily available disulfides and alkynes through direct aryl C(sp<sup>2</sup>)-H functionalization. The process is of tolerance towards various functional groups in the substrates, and the synthesis of these compounds will attract much attention in academic and industrial research because of their wide applications in numerous pharmaceuticals, biologically active compounds as well as functional materials.

## Acknowledgement

The authors gratefully acknowledge the financial support from the National Natural Science Foundation of China (Nos. 21302110, 21302109 and 21375075), the Taishan Scholar Foundation of Shandong Province, the Natural Science Foundation of Shandong Province (ZR2013BQ017 and ZR2013BM007), the Project of Shandong Province Higher Educational Science and Technology Program (J13LD14), and

the Scientific Research Foundation of Qufu Normal University (BSQD 2012021).

## Notes and references

- D. A. Horton, G. T. Bourne, M. L. Smythe, *Chem. Rev.*, 2003, **103**, 893-930.
- (a) Y. Zhou, W.-J. Liu, Y. Ma, H. Wang, L. Qi, Y. Cao, J. Wang, J. Pei, *J. Am. Chem. Soc.*, 2007, **129**, 12386-12387; (b) M. Funahashi, F. Zhang, N. Tamaoki, *Adv. Mater.*, 2007, **19**, 353-358; (c) I. McCulloch, M. Heeney, M. L. Chabinyc, D. DeLongchamp, J. Kline, M. Cöle, W. Duffy, D. Fischer, D. Gundlach, B. Hamadani, R. Hamilton, L. Richter, A. Salleo, M. Shkunov, D. Parrowe, S. Tierney, W. Zhang, *Adv. Mater.*, 2009, **21**, 1091-1109.
- K. G. Pinny, A. D. Bounds, K. M. Dubgenab, V. P. Mocharla, G. R. Pettit, R. Bai, E. Hamel, *Bioorg. Med. Chem. Lett.*, 1999, **9**, 1081-1086.
- R. A. Magarian, L. B. Overacre, S. Singh, K. L. Meyer, *Curr. Med. Chem.*, 1994, **1**, 61-86.
- E. Rogers, H. Araki, L. A. Batory, C. E. McInnis, J. T. Njardarson, *J. Am. Chem. Soc.*, 2007, **129**, 2768-2769.
- (a) B. L. Mylari, E. R. Larson, T. A. Beyer, W. J. Zembrowski, C. E. Aldinger, M. F. Dee, T. W. Siegel, D. H. Singleton, *J. Med. Chem.*, 1991, **34**, 108-122; (b) X. Guinchard, J. N. Denis, *J. Org. Chem.*, 2008, **73**, 2028-2031.
- B. L. Flynn, E. Hamel, M. K. Jung, *J. Med. Chem.*, 2002, **45**, 2670-2673.
- (a) Z. Qin, I. Kasrati, E. P. Chandrasena, H. Liu, P. Yao, P. A. Petukhov, J. L. Bolton, G. R. J. Thatcher, *J. Med. Chem.*, 2007, **50**, 2682-2692; (b) Z. Chen, V. P. Mocharla, J. M. Farmer, G. R. Pettit, E. Hamel, K. G. Pinney, *J. Org. Chem.*, 2000, **65**, 8811-8815.
- (a) D. Alberico, M. E. Scott, M. Lautens, *Chem. Rev.*, 2007, **107**, 174-238; (b) T. W. Lyons, M. S. Sanford, *Chem. Rev.*, 2010, **110**, 1147-1169; (c) B. Godoi, R. F. Schumacher, G. Zeni, *Chem. Rev.*, 2011, **111**, 2937-2980.
- (a) T. Kunz, P. Knochel, *Angew. Chem.*, 2012, **124**, 1994-1997; *Angew. Chem., Int. Ed.*, 2012, **51**, 1958-1961; (b) I. Nakamura, T. Sato, Y. Yamamoto, *Angew. Chem.*, 2006, **118**, 4585-4587; *Angew. Chem., Int. Ed.*, 2006, **45**, 4473-4475; (c) Y. Zhou, W.-J. Liu, Y.-G. Ma, H.-L. Wang, L.-M. Qi, Y. Cao, J. Wang, J. Pei, *J. Am. Chem. Soc.*, 2007, **129**, 12386-12387; (d) B. L. Flynn, P. Verdier-Pinard, E. Hamel, *Org. Lett.*, 2001, **3**, 651-654; (e) D. Yue, R. C. Larock, *J. Org. Chem.*, 2002, **67**, 1905-1909; (f) R. Sanz, V. Guilarte, E. Hernando, A. M. Sanjuán, *J. Org. Chem.*, 2010, **75**, 7443-7446.
- (a) V. Guilarte, M. A. Fernández-Rodríguez, P. Garica-García, E. Hernando, R. Sanz, *Org. Lett.*, 2011, **13**, 5100-5103; (b) L.-L. Sun, C.-L. Deng, R.-Y. Tang, X.-G. Zhang, *J. Org. Chem.*, 2011, **76**, 7546-7550; (c) H. Yu, M. Zhang, Y. Li, *J. Org. Chem.*, 2013, **78**, 8898-8903; (d) M. C. Willis, D. Taylor, A. T. Gillmore, *Tetrahedron.*, 2006, **62**, 11513-11520; (e) T. Kashiki, S. Shinamura, M. Kohara, E. Miyazaki, K. Takimiya, M. Ikeda, H. Kuwabara, *Org. Lett.*, 2009, **11**, 2473-2475.
- K. Undheim, R. Lie, *Acta. Chem. Scand.*, 1973, **27**, 595-599.
- K. Liu, F. Jia, H. Xi, Y. Li, X. Zheng, Q. Guo, B. Shen, Z. Li, *Org. Lett.*, 2013, **15**, 2026-2029.
- (a) G. H. Posner, M. Weitzberg, T. G. Hamill, E. Asirvatham, C. H. He, J. Clardy, *Tetrahedron.*, 1986, **42**, 2919-2929; (b) L. Field, *J. Am. Chem. Soc.*, 1952, **74**, 394-398; (c) R. Leino, J. E. Lonnqvist, *Tetrahedron Lett.*, 2004, **45**, 8489-8491; (d) J. P. Tam, C. R. Wu, W. Liu, J. W. Zhang, *J. Am. Chem. Soc.*, 1991, **113**, 6657-6662; (e) A. R. Hajipour, S. E. Mallakpour, H. Adibi, *J. Org. Chem.*, 2002, **67**, 8666-8668; (f) J. L. G. Ruano, A. Parra, J. Alemán, *Green Chem.*, 2008, **10**, 706-711. (g) Y. Liu, H. Wang, C. Wang, J.-P. Wan, C. Wen, *RSC Adv.*, 2013, **3**, 21369. (h) H. Wang, G. Huang, Y. Sun, Y. Liu, *J. Chem. Res.*, 2014, 96.
- For selected examples, see: (a) N. Taniguchi, *J. Org. Chem.*, 2007, **72**, 1241-1245; (b) N. Taniguchi, T. Onami, *J. Org. Chem.*, 2004, **69**, 915-920; (c) N. Taniguchi, *J. Org. Chem.*, 2006, **71**, 7874-7876; (d) L.-H. Zou, D. L. Priebsenow, L. Wang, J. Mottweiler, C. Bolm, *Adv. Synth. Catal.*, 2013, **355**, 2558-2563; (e) F. Jafarpour, M. Barzegar, A. Olia, H. Hazrati, *Adv. Synth. Catal.*, 2013, **355**, 3407-3412; (f) R.-Y. Tang, Y.-X. Xie, Y.-L. Xie, J.-N. Xiang, J.-H. Li, *Chem. Commun.*, 2011, **47**, 12867-12869; (g) X. Zhu, Y. Shi, H. Mao, Y. Cheng, C. Zhu, *Adv. Synth. Catal.*, 2013, **355**, 3558-3562; (h) R.-Y. Tang, Y.-X. Xie, Y.-L. Xie, J.-N. Xiang, J.-H. Li, *Chem. Commun.*, 2011, **47**, 12867-12869, (i) S.-R. Guo, Y.-Q. Yuan, J.-N. Xiang, *Org. Lett.*, 2013, **15**, 4654-4657; (j) J.-W. Zeng, Y.-C. Liu, P.-A. Hsieh, Y.-T. Huang, C.-L. Yi, S. S. Badsara, C.-Fa Lee, *Green Chem.*, 2014, **16**, 2644-2652; (k) J. Zhao, H. Fang, J. Han, Y. Pan, G. Li, *Adv. Synth. Catal.*, DOI: 10.1002/adsc.201400032
- For selected examples, see: (a) G. A. Molander, L. N. Cavalcanti, *J. Org. Chem.*, 2011, **76**, 7195-7203; (b) I. Thome, C. Besson, T. Kleine, C. Bolm, *Angew. Chem.*, 2013, **125**, 7657-7661; *Angew. Chem., Int. Ed.*, 2013, **52**, 7509-7513; (c) Y. Yuan, I. Thome, S. H. Kim, D. Chen, A. Beyer, J. Bonnamour, E. Zuidema, S. Chang, C. Bolm, *Adv. Synth. Catal.*, 2010, **352**, 2892-2898; (d) H. Baars, A. Beyer, S. V. Kohlhepp, C. Bolm, *Org. Lett.*, 2014, **16**, 536-539; (e) T. Kano, F. Shirozu, K. Maruoka, *J. Am. Chem. Soc.*, 2013, **135**, 18036-18039; (f) Q. Xu; Q. Li, X. Zhu, J. Chen, *Adv. Synth. Catal.*, 2013, 355, 73-80; (g) Z. He, W. Liu, Z. Li, *Chem. Asian J.*, 2011, **6**, 1340-1343; (h) Z. He, W. Liu, Z. Li, *Chem. Asian J.*, 2011, **6**, 1340-1343.
- For recent reviews, see: (a) Ackermann, L. *Acc. Chem. Res.*, 2014, **47**, 281-295. (b) Neufeldt, S. R.; Sanford, M. S. *Acc. Chem. Res.*, 2012, **45**, 936-946. (c) Engle, K. M.; Mei, T.-S.; Wasa, M.; Yu, J.-Q. *Acc. Chem. Res.*, 2012, **45**, 788-802. (d) Sun, C.-L.; Li, B.-J.; Shi, Z.-J. *Chem. Rev.*, 2011, **111**, 1293-1314. (e) Doyle, M. P.; Goldberg, K. I.; *Acc. Chem. Res.*, 2012, **45**, 777-777. (f) Colby, D. A.; Tsai, A. S.; Bergman, R. G.; Ellman, J. A. *Acc. Chem. Res.*, 2012, **45**, 814-825. (g) Arockiam, P. B.; Bruneau, C.; Dixneuf, P. H. *Chem. Rev.*, 2012, **112**, 5879-5918. (h) Lewis, J. C.; Bergman, R. G.; Ellman, J. A. *Acc. Chem. Res.*, 2008, **41**, 1013-1025. (i) Brückl, T.; Baxter, R. D.; Ishihara, Y.; Baran, P. S. *Acc. Chem. Res.*, 2012, **45**, 826-839. (j) Yang, P.; Yang, W.; *Chem. Rev.*, 2013, **113**, 5547-5594. (k) Mkhaliid, I. A. I.; Barnard, J. H.; Marder, T. B.; Murphy, J. M.; Hartwig, J. F. *Chem. Rev.*, 2010, **110**, 890-931. (l) Doyle, M. P.; Duffy, R.; Ratnikov, M.; Zhou, L. *Chem. Rev.*, 2010, **110**, 704-724. (m) Lyons, T. W.; Sanford, M. S. *Chem. Rev.*, 2010, **110**, 1147-1169.
- (a) W. Wei, J. Wen, D. Yang, J. Du, J. You, H. Wang, *Green Chem.*, 2014, **16**, 2988-2991; (b) W. Wei, J. Wen, D. Yang, X. Liu, M. Guo, R. Dong, H. Wang, *J. Org. Chem.*, 2014, **79**, 4225-4230.
- For selected examples, see: (a) E. E. Korshin, Y. V. Bilokin, H. Zheng, M. D. Bachi, *J. Am. Chem. Soc.*, 2004, **126**, 2708-2709; (b) D. P. Curran, D. B. Guthrie, S. J. Geib, *J. Am. Chem. Soc.*, 2008, **130**, 8437-8445; (c) M.-B. Zhou, R.-J. Song, X.-H. Ouyang, Y. Liu, W.-T. Wei, G.-B. Deng, J.-H. Li, *Chem. Sci.*, 2013, **4**, 2690-2694; (d) V. V. Speybroeck, N. D. Kimpe, M. Waroquier, *J. Org. Chem.*, 2005, **70**, 3674-3681; (e) Y.-M. Wang, Y. Fu, L. Liu, Q.-X. Guo, *J. Org. Chem.*, 2005, **70**, 3633-3640; (f) W. Wei, M. Zhou, J. Fan, W. Liu, R. Song, Y. Liu, M. Hu, P. Xie, J. Li, *Angew. Chem.*, 2013, **125**, 3726-3729; *Angew. Chem., Int. Ed.*, 2013, **52**, 3638-3641; (g) T. Shen, Y. Yuan, N. Jiao, *Chem. Commun.*, 2014, **50**, 554-556; (h) W. Kong, M. Casimiro, N. Fuentes, E. Merino, C. Nevado, *Angew. Chem.*, 2013, **125**, 13324-13328; *Angew. Chem., Int. Ed.*, 2013, **52**, 13086-13090; (i) W. Kong, E. Merino, C. Nevado, *Angew. Chem.*, 2014, **125**, 13324-13328; *Angew. Chem., Int. Ed.*, 2014, **53**, 5078-5082.
- (a) J. N. Chatterjea, *J. Indian. Chem. Soc.*, 1982, **59**, 1372-1374; (b) S. G. Yang, J. P. Hwang, M. Y. Park, K. Lee, Y. H. Kim, *Tetrahedron.*, 2007, **63**, 5184-5188; (c) J. C. Jung, Y. H. Kim, K. Lee, *Tetrahedron Lett.*, 2011, **52**, 4662-4664; (d) J. P. Whang, S. G. Yang, Y. H. Kim, *Chem. Commun.*, 1997, 1355-1356; (f) Z. Shi, F. Glorius, *Chem. Sci.*, 2013, **4**, 829-833.
- M. Miyasaka, K. Hirano, T. Satoh, M. Miura, *Adv. Synth. Catal.*, 2009, **351**, 2683-2688.



