

# RSC Advances



This is an *Accepted Manuscript*, which has been through the Royal Society of Chemistry peer review process and has been accepted for publication.

*Accepted Manuscripts* are published online shortly after acceptance, before technical editing, formatting and proof reading. Using this free service, authors can make their results available to the community, in citable form, before we publish the edited article. This *Accepted Manuscript* will be replaced by the edited, formatted and paginated article as soon as this is available.

You can find more information about *Accepted Manuscripts* in the [Information for Authors](#).

Please note that technical editing may introduce minor changes to the text and/or graphics, which may alter content. The journal's standard [Terms & Conditions](#) and the [Ethical guidelines](#) still apply. In no event shall the Royal Society of Chemistry be held responsible for any errors or omissions in this *Accepted Manuscript* or any consequences arising from the use of any information it contains.

## COMMUNICATION

## A novel route towards high yield 5-hydroxymethylfurfural from fructose catalyzed by a mixture of Lewis and Brönsted acids

Yingxin Liu,<sup>a</sup> Zhenbin Li,<sup>a</sup> Yao Yang,<sup>b</sup> Yaxin Hou,<sup>b</sup> and Zuojun Wei<sup>\*b</sup>

Received (in XXX, XXX) Xth XXXXXXXXX 20XX, Accepted Xth XXXXXXXXX 20XX

DOI: 10.1039/b000000x

We have developed an effective route for obtaining 5-hydroxymethylfurfural with a yield of 92.6 mol% from the dehydration of fructose in N,N-dimethylformamide using a mixture of AlCl<sub>3</sub>, H<sub>2</sub>SO<sub>4</sub> and H<sub>3</sub>PO<sub>4</sub> as catalyst. The NMR analysis showed the intermediate formed among fructose, AlCl<sub>3</sub> and H<sub>3</sub>PO<sub>4</sub> plays an important role in the novel result.

In recent years, the hydrolysis and dehydration of carbohydrate-based biomass to 5-hydroxymethylfurfural (5-HMF) is viewed as a promising way to utilize the renewable resource and therefore deserves much attention. Among the tested carbohydrates, fructose is confirmed to be the most direct precursor towards the formation of 5-HMF<sup>1</sup>. To achieve a high yield of 5-HMF from fructose, the selection of a suitable acid catalyst and solvent is primarily considered.

Almost all types of the acids, including inorganic/organic liquid Brönsted acids, metal salts and their oxides, zeolites, heteropoly acids and their salts, cation exchange resins, as well as the newly emerged ionic liquids have been applied and showed different reactivity in the dehydration of fructose<sup>2, 3, 4-6</sup>. In addition to the catalyst, the selection of an ideal solvent is of the same importance. At least three aspects should be considered: (1) being beneficial to the dissolution of fructose; (2) being beneficial to obtaining a high 5-HMF yield; (3) being beneficial to the post-separation of 5-HMF. So far, it is well known that some polar aprotic solvents like dimethyl sulfoxide (DMSO), N,N-dimethylformamide (DMF), N,N-dimethylacetamide (DMA), and 1,4-dioxane are the most favourite solvents for the dehydration of fructose because they have considerable solubility

to fructose and can inhibit the decomposition of 5-HMF to levulinic acid as occurred in the presence of water and other protic solvents<sup>5, 7, 8, 9</sup>. The application of imidazolium-based ionic liquids and other deep eutectic mixtures as dual acid catalyst and solvent may be the most effective strategy for the dehydration of fructose as well as other carbohydrates<sup>4, 10, 11, 12</sup>. However, their high boiling points and excellent miscibility with 5-HMF bring a huge challenge to the post-separation of 5-HMF from the reaction bulk, which seems less feasible for industrialization even though much progress has been made in the separation of 5-HMF from ionic liquids<sup>4, 11, 13</sup>.

In the present article, we focus on developing a process for the industrial manufacture of 5-HMF from fructose at lower cost. To reach this goal, we limited the catalyst and the solvent within the conventional chemicals. The preliminary study was started by conducting the dehydration of fructose using AlCl<sub>3</sub>, one of Lewis acids, as the catalyst in various aprotic polar solvents (Table 1). As expected, ionic liquid 1-methyl-3-butyl imidazolium chloride ([BMIM]Cl) exhibited the best performance, with the highest 5-HMF yield of 58.5 mol% within 30 min under the reaction conditions used in this work. 1,4-Dioxane was found to be poorly active, with a 5-HMF yield of only 30.7 mol% even though the reaction time was extended to 60 min. While conducted in DMSO and DMF solvents, the yield of 5-HMF were similar, with the value of 48.3 mol% and 44.3 mol% at 120 °C (entries 4 and 7 in Table 1), respectively.

As a typical aprotic polar solvent, DMSO was frequently applied as a reaction medium for the dehydration of fructose due to its high solubility to fructose (38.2 w% at 25 °C as shown in

Table 1 Dehydration of fructose in various aprotic polar solvents

Entry	Name	Solvent			fructose (g)	Temperature (°C)	Time (min)	Fructose conversion (mol %)	5-HMF yield (mol%)
		Volume (ml)	Boiling point (°C)	Solubility to Fructose <sup>a</sup> (w%)					
1	[BMIM]Cl	2 g	275	56 <sup>b</sup>	50 mg	120	30	>99	58.5
2	1,4-Dioxane	100	101.1	0.60	1	101	30	88	26.6
3		100			1	101	60	92	30.7
4	DMSO	100	189.0	38.2	5	120	30	>99	48.3
5	DMF	50	152.8	15.5	5	120	30	>99	40.4
6		80			5	120	30	>99	42.0
7		100			5	120	30	>99	44.3
8		100			5	100	30	97	36.3
9		150			5	120	30	>99	39.1
10		200			5	120	30	>99	38.7

<sup>a</sup> Detected at 25 °C; <sup>b</sup> Adapted from reference<sup>14</sup>, data detected at 110 °C.

Note: AlCl<sub>3</sub> was applied as the catalyst, with the amount equal to 26.9 mol% of fructose.

Cite this: DOI: 10.1039/c0xx00000x

www.rsc.org/xxxxxx

## COMMUNICATION

Table 1) and effectiveness in obtaining a high yield of 5-HMF<sup>6,9,15</sup>. Compared with DMSO, DMF has a boiling point lower by 36.2 °C, which means much energy may be saved if vacuum distillation is used for the subsequent concentration of 5-HMF when using DMF as the solvent. Moreover, it is generally known that even a trace amount of DMSO in the products will introduce unpleasant smell which is hard to remove. Based on the above two reasons, we finally chose DMF as the dehydration medium for fructose instead of DMSO, although a slightly lower yield of 5-HMF might be achieved. Further optimization showed that an initial concentration of fructose as 50 g·l<sup>-1</sup> (5 g of fructose dissolved in 100 ml of DMF, entry 7 in Table 1) was the most preferred.

In the next step, we tested the catalytic reactivity of the acids AlCl<sub>3</sub>, HCl, H<sub>2</sub>SO<sub>4</sub> and H<sub>3</sub>PO<sub>4</sub> for the dehydration of fructose to 5-HMF in DMF solvent, and found that either a Lewis acid or Brönsted acid alone failed to obtain a 5-HMF yield higher than 60 mol% (Fig. 1). We therefore further tried the mixture of Brönsted and Lewis acids as a catalyst system, which has been reported to have positive synergistic effect on many catalytic reactions<sup>16,17</sup>. As expected, a mixture of AlCl<sub>3</sub> with either H<sub>2</sub>SO<sub>4</sub> or H<sub>3</sub>PO<sub>4</sub> was more effective for the dehydration of fructose to 5-HMF, with an increase in the yield of 5-HMF by 10 mol% to 15 mol% compared with using AlCl<sub>3</sub> alone.

Inspired by Harmer's work<sup>17</sup> in which a mixture of phosphoric-sulfuric acid showed surprising performance in the transformation of biomass to sugars, we further investigated the synergistic effect of AlCl<sub>3</sub>, H<sub>2</sub>SO<sub>4</sub> and H<sub>3</sub>PO<sub>4</sub> on the dehydration of fructose to 5-HMF in DMF. As shown in Fig. 2, the yield of 5-HMF was even higher when fructose was catalyzed by a combination of AlCl<sub>3</sub>, H<sub>2</sub>SO<sub>4</sub> and H<sub>3</sub>PO<sub>4</sub>. We investigated the

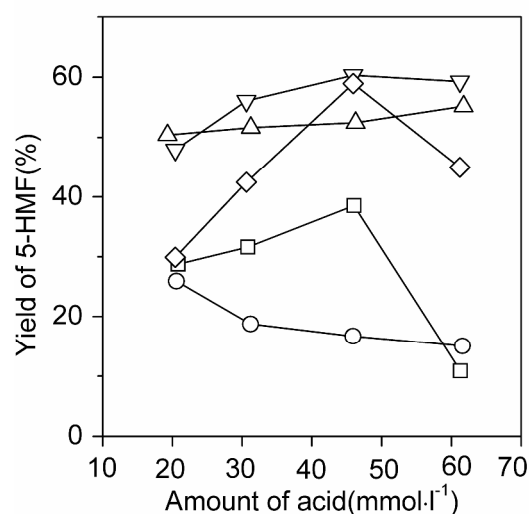


Fig.1 Effects of the type and amount of the acids on the yield of 5-HMF from fructose. Reaction conditions: DMF 100 ml, fructose 5 g, 120 °C, 20 min. Δ Hydrochloric acid; □ Sulfuric acid; ○ phosphoric acid; ▽ Sulfuric acid + AlCl<sub>3</sub> (7.49 mmol); ◇ phosphoric acid + AlCl<sub>3</sub> (7.49 mmol).

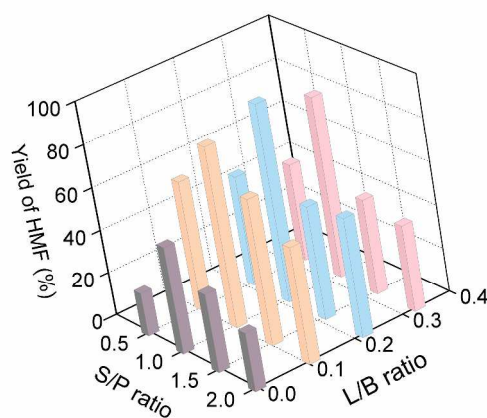
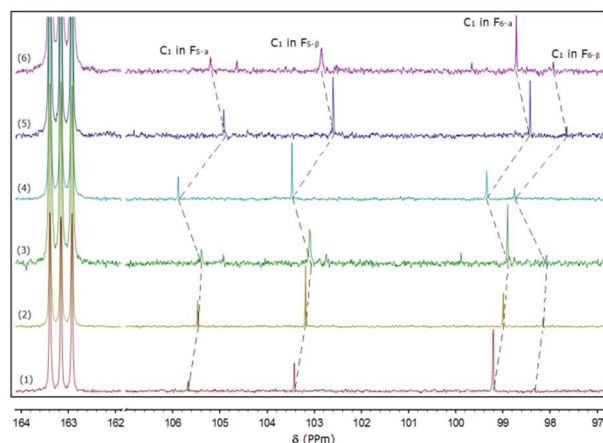


Fig. 2 Synergistic effect of AlCl<sub>3</sub>, sulfuric acid and phosphoric acid on the yield of 5-HMF from fructose. Reaction conditions: DMF 100 ml, fructose 5 g, 120 °C, 20 min. S/P denotes the molar ratio of H<sub>2</sub>SO<sub>4</sub>/H<sub>3</sub>PO<sub>4</sub>; L/B denotes the molar ratio of AlCl<sub>3</sub>/(H<sub>2</sub>SO<sub>4</sub> + H<sub>3</sub>PO<sub>4</sub>)

mixtures with a range of S/P ratio (S/P denotes the molar ratio of H<sub>2</sub>SO<sub>4</sub>/H<sub>3</sub>PO<sub>4</sub>) from 0.5 to 2.0 as well as L/B ratio (L/B denotes the molar ratio of AlCl<sub>3</sub>/(H<sub>2</sub>SO<sub>4</sub> + H<sub>3</sub>PO<sub>4</sub>)) from 0 to 0.33. Over this range, a 5-HMF yield as high as 92.6 mol% was achieved at S/P=2/3 and L/B=0.15 (i.e., AlCl<sub>3</sub>: H<sub>2</sub>SO<sub>4</sub>: H<sub>3</sub>PO<sub>4</sub> was 1: 2.7: 4). The yield could be repeated well while the reaction was scaled up to 5-25 times in 1-5 l stirred reactors. To our best knowledge, this is a very high yield of 5-HMF from fructose by using conventional solvents and catalysts.

Owing to the application of the relatively lower boiling DMF as the solvent, we are able to remove the solvent and obtain pure 5-HMF more easily by simple distillation. After reaction, a given amount of Na<sub>2</sub>CO<sub>3</sub> was added to neutralize the reaction solution, and then DMF was completely removed by reduced pressure distillation at 120 °C to achieve brown viscous slurry. Further vacuum distilling the slurry at 10-100 Pa at raised temperature of 150-180 °C, a light yellow crystal of 5-HMF with the purity higher than 95 % was obtained. Nevertheless, the recovery of 5-HMF only reached 20%-30%, which is due to the strong interaction between 5-HMF and the byproduct of humic acid, sulfuric acid or phosphoric acid that prevents 5-HMF from evaporation from the reaction solution. However, by treating the slurry with our previous developed EIVRD process<sup>13</sup>, in which nitrogen gas was introduced to intensify the vacuum evaporation of 5-HMF, a much higher recovery of 85-90% of 5-HMF with the purity around 95% was obtained. For comparison, the slurry was also extracted with various solvent combinations for optimization and 1:1 molar ratio of ethyl acetate to hexane achieved the best 5-HMF recovery of 98.7% with the purity less than 70% after evaporation of the solvents. Considering that it is very difficult for 5-HMF to crystallize from conventional solvents due to its low melting point (ca 33.6 °C) and excellent miscibility with most organic solvents, obtaining final 5-HMF with high purity by



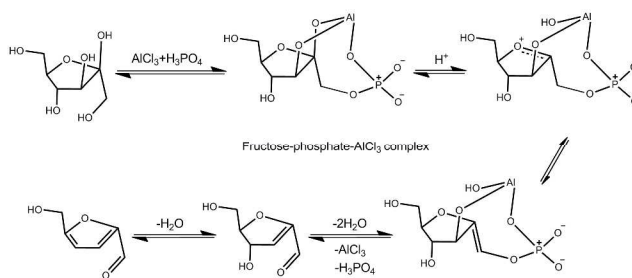
**Fig. 3** C-1 chemical shifts of fructose isomers in DMF- $d_7$  in the presence of different combinations of acids. (1) fructose; (2) fructose +  $H_3PO_4$ ; (3) fructose +  $H_2SO_4$ ; (4) fructose +  $AlCl_3$ ; (5) fructose +  $H_3PO_4$  +  $AlCl_3$  and (6) fructose +  $H_3PO_4$  +  $H_2SO_4$  +  $AlCl_3$ .

solvent extraction method is challenging.

Although we lack a clear picture of why a mixture of  $AlCl_3$ ,  $H_2SO_4$  and  $H_3PO_4$  is a distinctively effective catalyst for the dehydration of fructose to 5-HMF in DMF solvent, we are able to offer some insights into the mechanism. As we know, D-fructose exists as a mixture of five tautomeric forms in an aprotic solvent, i.e. (a) open-chain; (b)  $\alpha$ -D-fructofuranose ( $F_{5-\alpha}$ ); (c)  $\beta$ -D-fructofuranose ( $F_{5-\beta}$ ); (d)  $\alpha$ -D-fructopyranose ( $F_{6-\alpha}$ ); (e)  $\beta$ -D-fructopyranose ( $F_{6-\beta}$ ). Recent work from NMR and FT-IR techniques as well as molecular dynamics calculations has confirmed that only fructofuranoses ( $F_{5-\alpha}$  and  $F_{5-\beta}$ ) can lead to the formation of 5-HMF, while pyranose isomers may lead to the formation of humins<sup>3, 6, 8, 18</sup>.

In our research, we first investigated the distribution of cyclic tautomers of fructose in DMF- $d_7$  solvent with or without different combinations of acids by  $^{13}C$ -NMR (Fig. 3). The results showed that the composition of the four tautomers in pure DMF- $d_7$  was about 10% ( $F_{5-\alpha}$ ): 27% ( $F_{5-\beta}$ ): 61% ( $F_{6-\beta}$ ): 3% ( $F_{6-\alpha}$ ) (Table S2). The addition of  $H_3PO_4$  or  $AlCl_3$  shifted the equilibrium from  $F_{6-\beta}$  to  $F_{5-\beta}$  and  $F_{5-\alpha}$  isomers, whereas sulfuric acid tended to transfer  $F_{5-\alpha}$  to  $F_{5-\beta}$  isomer but little transformation of  $F_{6-\beta}$  to  $F_{5-\beta}$  isomer occurred, indicating that too strong Brønsted acidity is not preferred to the formation of fructofuranose. The result is also consistent with the reports that Lewis acids possess better catalytic ability than Brønsted acids in the reaction<sup>4, 11</sup>. Although  $H_2SO_4$  and  $H_3PO_4$  are typical Brønsted acids, they caused different effects on the transformation of isomers, which suggests that not only protons from phosphoric acid participate in the isomerization and dehydration of fructose.

By further comparing the chemical shifts of carbon atoms in fructose, we found that the chemical shifts of all the carbon atoms from  $F_{5-\beta}$  isomer moved to higher fields by 0.6-1.4 ppm in the presence of both  $H_3PO_4$  and  $AlCl_3$ , whereas single addition of  $H_2SO_4$ ,  $H_3PO_4$  or  $AlCl_3$  changed them far less (Table S3). The same phenomenon was also found on the chemical shifts of hydrogen atoms in  $F_{5-\beta}$  isomer by  $^1H$ -NMR analysis (Table S4). We therefore deduce that some stronger interactions should have formed among fructose,  $H_3PO_4$  and  $AlCl_3$ . According to the research on the glucose-phosphate-metal interactions<sup>19</sup>, we



**Scheme 1** Speculated pathway from fructose-phosphate- $AlCl_3$  complex to 5-HMF.

propose a possible intermediate during the dehydration of fructose, as presented in Scheme 1. Owing to the formation of the fructose-phosphate- $AlCl_3$  complex, the fructofuranose can stably exist in the reaction system, which shifts the balance to the formation of fructofuranose from fructopyranose. The formed complex further dehydrates along the pathway to 5-HMF in the presence of high proton concentration provided by  $H_2SO_4$  to obtain a high yield of 5-HMF.

It should be pointed out that the discussion on the mechanism is rather preliminary due to the complexity of the reaction system and the limitation of the analysis techniques. To further reveal the mechanism of the synergistic effect of sulfuric acid, phosphoric acid and  $AlCl_3$  on the dehydration of fructose, more advanced experimental *in-situ*  $^{13}C$ ,  $^1H$ ,  $^{31}P$ ,  $^{27}Al$ -NMR, and *in-situ* FTIR may be needed.

## Conclusions

We have developed a simple and effective method to convert fructose to 5-HMF using DMF as the solvent and a mixture of  $AlCl_3$ ,  $H_2SO_4$  and  $H_3PO_4$  (optimized mole ratio of 1:2.7:4) as the catalyst, by which a 92.6 mol% yield of 5-HMF with a nearly 100% conversion of fructose could be achieved at 120 °C in 20 min. By vacuum distillation, a final light yellow crystal of 5-HMF with purity around 95% was obtained.  $^{13}C$ -NMR and  $^1H$ -NMR analysis showed that the existence of  $H_3PO_4$  or  $AlCl_3$  promotes the transformation of  $F_{6-\beta}$  isomer of fructose to  $F_{5-\beta}$  and  $F_{5-\alpha}$  isomers, while  $H_2SO_4$  is favourable to the transformation of  $F_{5-\alpha}$  to  $F_{5-\beta}$  isomer. The novel catalytic reactivity may be explained that the complex formed by  $AlCl_3$ ,  $H_3PO_4$  and fructose accelerates the dehydration of fructose along the pathway to 5-HMF in the presence of high proton concentration provided by  $H_2SO_4$ .

Financial support from the National Natural Science Foundation of China (Nos. 21106134 and 21276230), Zhejiang Provincial Natural Science Foundation of China (No. LY14B060003) and Zhejiang Leading Team of S&T Innovation (No. 2011R50002) are greatly appreciated.

## Notes and references

<sup>a</sup> College of Pharmaceutical Science, Zhejiang University of Technology, Hangzhou 310014, P.R. China

<sup>b</sup> Key Laboratory of Biomass Chemical Engineering of Ministry of Education; Department of Chemical and Biological Engineering, Zhejiang University, Hangzhou 310027, P.R. China, Tel: 86 13588810769

\* Corresponding author: [weizuojun@zju.edu.cn](mailto:weizuojun@zju.edu.cn)



† Electronic Supplementary Information (ESI) available:  $^1\text{H}$  and  $^{13}\text{C}$ -NMR, HPLC, Elemental Analysis data, and other materials. See DOI: 10.1039/b000000x/

- 5 1. Y. Li, Z. Wei, C. Chen and Y. Liu, *Prog. Chem. (Chinese)*, 2010, **22**;  
J. Lewkowski, *ARKIVOC*, 2001, **1**, 17-54; A. A. Rosatella, S. P.  
Simeonov, R. F. Frade and C. A. Afonso, *Green Chem.*, 2011, **13**,  
754-793; B. Saha and M. M. Abu-Omar, *Green Chem.*, 2014, **16**, 24-  
38; S. P. Teong, G. Yi and Y. Zhang, *Green Chem.*, 2014, **16**, 2015-  
2026.
2. B. Zheng, Z. Fang, J. Cheng and Y. Jiang, *Chemical Science*, 2010,  
**65**; P. Carniti, A. Gervasini, S. Biella and A. Auroux, *Catal. Today*,  
2006, **118**, 373-378; C. Fan, H. Guan, H. Zhang, J. Wang, S. Wang  
and X. Wang, *Biomass and Bioenergy*, 2011, **35**, 2659-2665; H. B.  
Xie, Z. H. Zhang and Q. A. Wang, *ChemSusChem*, 2011, **4**, 131-138;  
15 Y. Tian, J. Deng, T. Pan, Q. Guo and Y. Fu, *Chinese Journal of  
Catalysis (Chinese)*, 2011, **32**; B. Girisuta, B. Danon, R. Manurung, L.  
P. Janssen and H. J. Heeres, *Bioresour. Technol.*, 2008, **99**, 8367-  
8375; X. Qi, M. Watanabe, T. M. Aida and J. R. L. Smith, *Green  
20 Chem.*, 2008, **10**, 799; S. Hu, Z. Zhang, Y. Zhou, B. Han, H. Fan, W.  
Li, J. Song and Y. Xie, *Green Chem.*, 2008, **10**, 1280-1283; J. B.  
Binder and R. T. Raines, *J. Am. Chem. Soc.*, 2009, **131**, 1979-1985; Y.  
Roman-Leshkov, J. N. Chheda and J. A. Dumesic, *Science.*, 2006,  
**312**, 1933-1937; Y. Takeuchi, F. Jin, K. Tohji and H. Enomoto, *J.  
25 Mater. Sci.*, 2007, **43**, 2472-2475; T. Armadori, G. Busca, C. Carlini,  
A. M. R. Galletti, M. Giuttari and G. Sbrana, *J. Mol. Catal. A: Chem.*,  
2000, **151**, 233-243; X. Qi, M. Watanabe, T. M. Aida and R. L. Smith  
Jr, *Catal. Commun.*, 2008, **9**, 2244-2249; Y. Takeuchi, F. Jin, K. Tohji  
and H. Enomoto, *J. Mater. Sci.*, 2008, **43**, 2472-2475.
- 30 3. H. Kimura, M. Nakahara and N. Matubayasi, *J. Phys. Chem. A*, 2011,  
**115**, 14013-14021; N. Nikbin, S. Caratzoulas and D. G. Vlachos,  
*Chemcatchem*, 2012, **4**, 504-511.
4. M. E. B.-L. Zakrzewska, Ewa; Bogel-Lukasik, Rafal, *Chem. Rev.*,  
2011, **111**, 397-417.
- 35 5. F. Wang, A. W. Shi, X. X. Qin, C. L. Liu and W. S. Dong,  
*Carbohydr. Res.*, 2011, **346**, 982-985.
6. A. S. Amarasekara, L. D. Williams and C. C. Ebede, *Carbohydr. Res.*,  
2008, **343**, 3021-3024.
7. G. Sampath and S. Kannan, *Catal. Commun.*, 2013, **37**, 41-44; J. N.  
40 Chheda, Y. Román-Leshkov and J. A. Dumesic, *Green Chem.*, 2007,  
**9**, 342-350; J. Wang, J. Ren, X. Liu, J. Xi, Q. Xia, Y. Zu, G. Lu and  
Y. Wang, *Green Chem.*, 2012, **14**, 2506; K. Beckerle and J. Okuda, *J.  
Mol. Catal. A: Chem.*, 2012, **356**, 158-164.
8. H. Kimura, K. Yoshida, Y. Uosaki and M. Nakahara, *J. Phys. Chem.  
A*, 2013, **117**, 10987-10996.
9. C. B. Rasrendra, J. N. M. Soetedjo, I. G. B. N. Makertihartha, S.  
Adisasmito and H. J. Heeres, *Top. Catal.*, 2012, **55**, 543-549.
10. S. Dutta, S. De and B. Saha, *Biomass and Bioenergy*, 2013, **55**, 355-  
369.
- 50 11. R. J. van Putten, J. C. van der Waal, E. de Jong, C. B. Rasrendra, H. J.  
Heeres and J. G. de Vries, *Chem. Rev.*, 2013, **113**, 1499-1597.
12. S. Eminov, J. Wilton-Ely and J. P. Hallett, *Acs Sustainable Chemistry  
& Engineering*, 2014, **2**, 978-981; W. Liu and J. Holladay, *Catal.  
Today*, 2013, **200**, 106-116; C. Shi, Y. Zhao, J. Xin, J. Wang, X. Lu,  
X. Zhang and S. Zhang, *Chem. Commun.*, 2012, **48**, 4103-4105; X.-L.  
55 Shi, M. Zhang, Y. Li and W. Zhang, *Green Chem.*, 2013, **15**, 3438-  
3445; S. P. Simeonov, J. A. Coelho and C. A. Afonso, *ChemSusChem*,  
2012, **5**, 1388-1391.
13. Z. J. Wei, Y. X. Liu, D. Thushara and Q. L. Ren, *Green Chem.*, 2012,  
**14**, 1220-1226.
- 60 14. V. M. Egorov, S. V. Smirnova, A. A. Formanovsky, I. V. Pletnev and  
Y. A. Zolotov, *Anal. Bioanal. Chem.*, 2007, **387**, 2263-2269.
15. N. Rajabbeigi, R. Ranjan and M. Tsapatsis, *Microporous Mesoporous  
Mater.*, 2012, **158**, 253-256.
- 65 16. L. Bui, H. Luo, W. R. Gunther and Y. Roman-Leshkov, *Angew.  
Chem. Int. Ed. Engl.*, 2013, **52**, 8022-8025; Y. J. Pagán-Torres, T.  
Wang, J. M. R. Gallo, B. H. Shanks and J. A. Dumesic, *ACS  
Catalysis*, 2012, **2**, 930-934; M. Schwiderski, A. Kruse, R. Grandl and  
D. Dockendorf, *Green Chem.*, 2014, **16**, 1569-1578.
- 70 17. M. A. Harmer, A. Fan, A. Liauw and R. K. Kumar, *Chem. Commun.*,  
2009, 6610-6612.
18. G. R. Akien, L. Qi and I. T. Horvath, *Chem. Commun.*, 2012, **48**,  
5850-5852; T. Barclay, M. Ginic-Markovic, M. R. Johnston, P. D.  
Cooper and N. Petrovsky, *Carbohydr. Res.*, 2012, **352**, 117-125; Y. N.  
75 Li, J. Q. Wang, L. N. He, Z. Z. Yang, A. H. Liu, B. Yu and C. R.  
Luan, *Green Chem.*, 2012, **14**, 2752-2758.
19. K. Gilg, T. Mayer, N. Ghaschghaie and P. Klufers, *Dalton Trans.*,  
2009, 7934-7945; P. Griminger and P. Klufers, *Dalton Trans.*, 2010,  
**39**, 715-719; M. Steinborn, M. Suhanji and P. Klufers, *Dalton Trans.*,  
80 2013, **42**, 5749-5754.