


# Organic & Biomolecular Chemistry

Accepted Manuscript



This is an *Accepted Manuscript*, which has been through the Royal Society of Chemistry peer review process and has been accepted for publication.

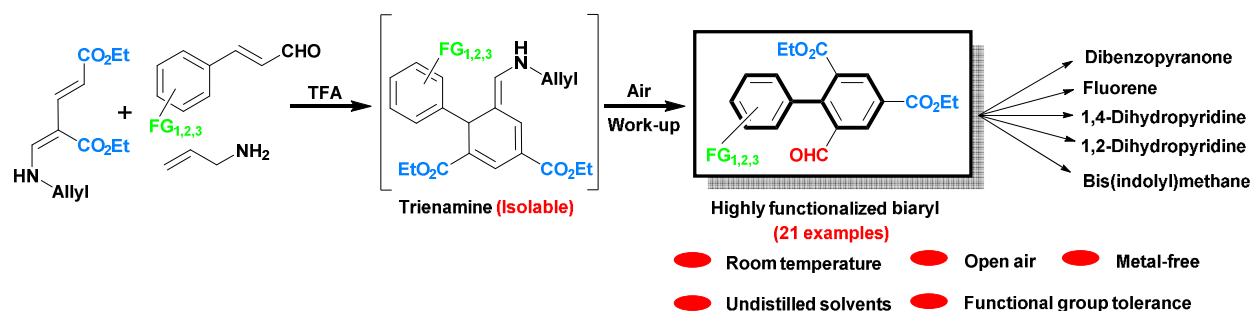
*Accepted Manuscripts* are published online shortly after acceptance, before technical editing, formatting and proof reading. Using this free service, authors can make their results available to the community, in citable form, before we publish the edited article. We will replace this *Accepted Manuscript* with the edited and formatted *Advance Article* as soon as it is available.

You can find more information about *Accepted Manuscripts* in the [Information for Authors](#).

Please note that technical editing may introduce minor changes to the text and/or graphics, which may alter content. The journal's standard [Terms & Conditions](#) and the [Ethical guidelines](#) still apply. In no event shall the Royal Society of Chemistry be held responsible for any errors or omissions in this *Accepted Manuscript* or any consequences arising from the use of any information it contains.

## A metal-free one-pot cascade synthesis of highly functionalized biaryl-2-carbaldehydes†

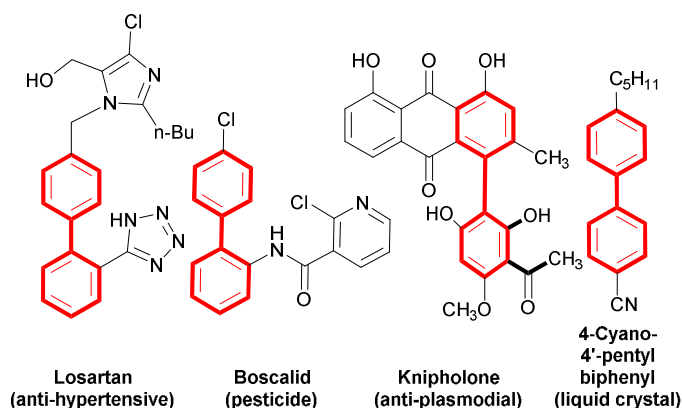
Chandrasekhar Challa,<sup>a,b</sup> Jamsheena Vellekkatt,<sup>a,b</sup> Jaice Ravindran<sup>b</sup> and Ravi S. Lankalapalli<sup>\*,a,b</sup>



A metal-free one-pot cascade annulation of acyclic substrates dienaminodioxide, cinnamaldehydes and allyl amine was achieved for the synthesis of polyfunctional biaryl-2-carbaldehydes. The reaction proceeds at room temperature by a trifluoroacetic acid mediated Diels-Alder pathway. Synthetic applications of the resulting biaryl-2-carbaldehyde have been demonstrated by conversion into an array of diverse molecules with biological and materials chemistry relevance. The present work offers a complementary route to the existing metal mediated cross-coupling methods for the preparation of biaryls.

Biaryl synthesis in the presence of copper was described more than a century ago by Ullman.<sup>1</sup> Majority of synthetic strategies for biaryls rely on transition metal catalyzed cross-couplings with attention particularly focused on palladium-catalyzed methods such as Kharasch, Suzuki-Miyaura, Hiyama, Kumada, Negishi, and Stille coupling reactions.<sup>2</sup> Among the other cross-coupling methods for biaryls include direct arylation,<sup>3</sup> decarboxylative coupling,<sup>4</sup> using hypervalent iodine reagents,<sup>5</sup> and other transition metal free conditions.<sup>6</sup> Alternatively, annulation of acyclic substrates offers provision to synthesize biaryls with diverse functionalities

for molecular complexity.<sup>7</sup> Biaryl motifs have been found as key structural components in a myriad of exotic carbon frameworks which includes a variety of natural products,<sup>8</sup> pharmaceuticals,<sup>9</sup> materials,<sup>10</sup> chiral ligands<sup>11</sup> and agrochemicals<sup>12</sup> (Figure 1).

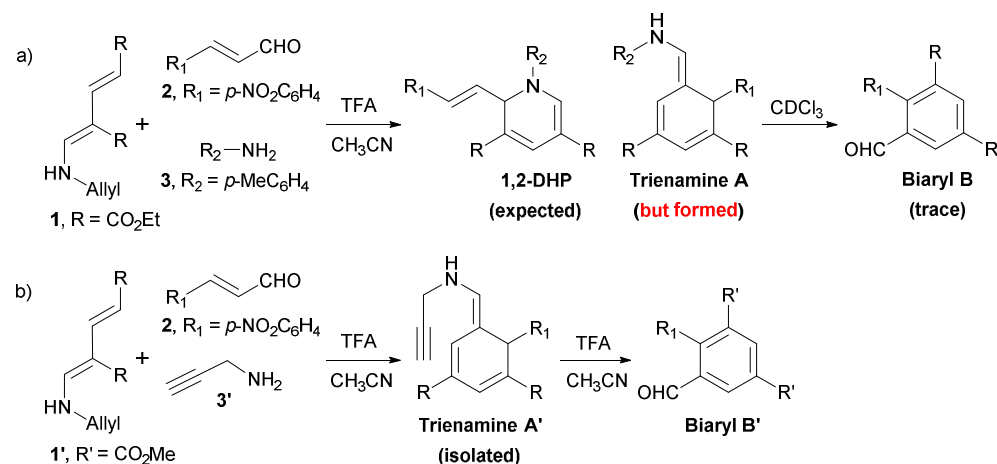


**Figure 1.** Representatives of biaryl structural motifs

Given the importance of biaryls in multitude of applications there has been a continued interest to complement the existing methods for biaryl synthesis. We report herein a trifluoroacetic acid (TFA) mediated one-pot synthesis of polyfunctional biaryls using dienaminodioxide, cinnamaldehyde, and allyl amine. An array of biaryls with diverse functionalities on both the phenyl units were synthesized (Table 2). The other notable facet of the present method is generation of biaryl-2-carbaldehyde which serves as a key starting material for the synthesis of diverse molecules which are of significance in biology and materials chemistry.<sup>13</sup> The dominant method of choice for biaryl-2-carbaldehyde synthesis has been Suzuki-Miyaura reaction,<sup>14</sup> and other reports under metal-free conditions generally lacks the substrate scope and are limited to simple phenyls.<sup>7k,15</sup> To the best of our knowledge, this is the first report towards synthesis of highly functionalized biaryl-2-carbaldehydes under metal-free conditions. Thus, the present study offers a one-pot metal-free alternative for biaryl-2-carbaldehyde synthesis which

was further transformed into dibenzopyranone, fluorene, 1,4-dihydropyridine (1,4-DHP), 1,2-DHP and bis(indolyl) methane (BIM) (Scheme 3).

We have recently reported 1,2-DHP synthesis by a one-pot cascade annulation of dienaminodioate **1** and imines generated from aromatic aldehydes and amines.<sup>16</sup> During this attempt we have also reported utilization of *p*-nitrocinnamaldehyde **2** as the aldehyde component with *p*-toluidine **3** which was presumed to produce 1,2-DHP product containing styryl side-chain. Surprisingly, the 1,2-DHP product in CDCl<sub>3</sub> underwent slow rearrangement to a new non-polar product which was characterized by NMR as a biaryl **B** (Scheme 1a). This result led us to doubt the integrity of the 1,2-DHP produced from cinnamaldehyde. A detailed characterization by 2D-NMR studies (see supporting information) revealed the identity of the presumed 1,2-DHP from cinnamaldehyde as a trienamine **A**. To further confirm the formation of trienamine with a simplified NMR spectra (see supporting information), an annulation reaction was performed with dienaminodioate **1'**, *p*-nitrocinnamaldehyde **2** and propargyl amine **3'** which afforded trienamine **A'** (Scheme 1b). The isolated trienamine **A'** was further treated with trifluoroacetic acid under open air which provided the expected biaryl **B'**. Therefore, the reported four 1,2-DHPs derived from cinnamaldehydes and crotonaldehyde, from our previous work, stands corrected to trienamines.

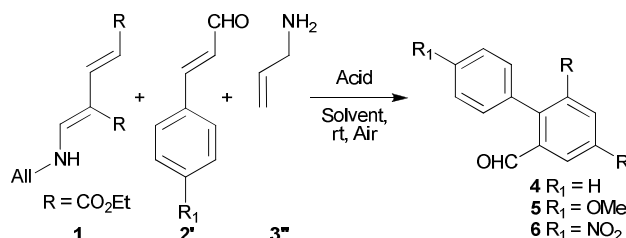


**Scheme 1.**a) Unexpected formation of biaryl under three-component annulation conditions. b) Biaryl formation via isolation of trienamine intermediate.

This serendipitous result motivated us to pursue a synthetic method for biaryls under metal-free and mild conditions. Accordingly, a direct biaryl formation was envisaged using TFA/CH<sub>3</sub>CN with dienaminodioate **1**, cinnamaldehyde **2'**, and allylamine **3''** in one-pot. Trienamine formation was immediate and predominant but the desired biaryl **4** was formed in a trace amount despite of increase in concentration of TFA (entry 1, Table 1). The structure of biaryl **4** was further supported by a single crystal XRD analysis (Figure 2).<sup>17</sup> Interestingly, a change of solvent to DCM afforded biaryl **4** in 25% yield (entry 2). However, when MeCN was used along with DCM as a co-solvent and by increasing the concentration of TFA/**2'**/**3''** to three equivalents with respect to one equivalent of dienaminodioate **1** the reaction afforded biaryl **4** with a 60% yield (entry 3). Further attempts using solvent systems MeCN/CHCl<sub>3</sub> (1:1) and MeCN/DCE (1:1) resulted in biaryl **4** in 60% and 43% yields, respectively (entry 4-5). There was no biaryl formation when the reaction was attempted either in the absence of TFA or allylamine (entry 6-7). Attempts with other acids such as FeCl<sub>3</sub>, trichloroacetic acid, and acetic acid had no significant improvement in the yield of biaryl **4** (entries 8-10); and there was no biaryl formation in the presence of BF<sub>3</sub>·Et<sub>2</sub>O or *p*-TsOH (entries 11-12). Cinnamaldehydes with para-substituted methoxy and nitro groups led to the formation of desired biaryls **5** and **6** in 40% and 45% yields, respectively in MeCN/DCM (1:2) solvent system (entries 13-14), while with MeCN/CHCl<sub>3</sub> (1:1) the yields were 55% and 50%, respectively (entries 15-16). The results from the latter entries indicate that the electronic influence of para-substitution in cinnamaldehydes have no direct consequence on outcome of the biaryl formation. Further optimization studies by variation of the substrate molar ratio and solvents could not improve the yield of biaryl significantly (see the

supporting information), which led us to consider a substrate molar ratio of 1:3:3 for **1**/**2'**/**3''**/TFA in MeCN/CHCl<sub>3</sub> (1:1) (0.1 M of compound **1**, 3 mL) as the optimized condition to test the generality of the reaction.

**Table 1.** Optimization of reaction conditions

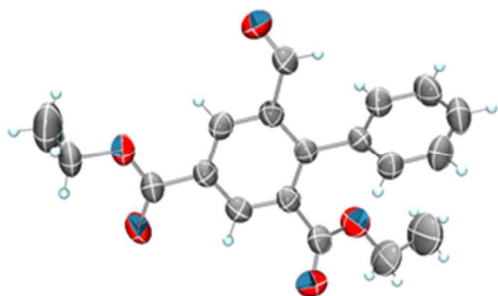


entry	acid (eq)	ratio <b>2':3''</b> <sup>a</sup>	solvent <sup>b</sup>	Time (h)	R <sub>1</sub>	yield <sup>c</sup> (%)
1	TFA (5)	1.2:1.2	MeCN	2	H	trace
2	TFA (1)	1.2:1.2	DCM	on	H	25
3 <sup>d</sup>	TFA (3)	3:3	MeCN/DCM	4.30	H	60
4 <sup>e</sup>	<b>TFA (3)</b>	<b>3:3</b>	<b>MeCN/CHCl<sub>3</sub></b>	on	<b>H</b>	<b>60</b>
5 <sup>e</sup>	TFA (3)	3:3	MeCN/DCE	on	H	43
6 <sup>d</sup>	-	3:3	MeCN/DCM	60	H	n.d.
7 <sup>d</sup>	TFA (3)	3:0	MeCN/DCM	1	H	n.d.
8	FeCl <sub>3</sub> (3)	3:3	MeCN	7.25	H	44
9 <sup>d</sup>	TCA (3)	3:3	MeCN/DCM	> 96	H	21
10 <sup>f</sup>	AcOH	1.2:1.2	MeCN	on	H	47
11	BF <sub>3</sub> .OEt <sub>2</sub> (3)	3:3	MeCN	on	H	n.d.
12	<i>p</i> -TsOH (3)	3:3	MeCN	on	H	n.d.
13 <sup>d</sup>	TFA (3)	3:3	MeCN/DCM	24	OMe	40
14 <sup>d</sup>	TFA (3)	3:3	MeCN/DCM	on	NO <sub>2</sub>	45
15	TFA (3)	3:3	MeCN/CHCl <sub>3</sub>	on	OMe	55
16	TFA (3)	3:3	MeCN/CHCl <sub>3</sub>	on	NO <sub>2</sub>	50

<sup>a</sup>Equivalents of **2'** and **3''**, respectively, <sup>b</sup>Undistilled solvents, <sup>c</sup>Isolated yields

<sup>d</sup>MeCN/DCM (1:2), <sup>e</sup>MeCN/CHCl<sub>3</sub> (DCE) (1:1), <sup>f</sup>AcOH/MeCN (0.25:2.5 mL),

on = overnight, n.d. = not detected

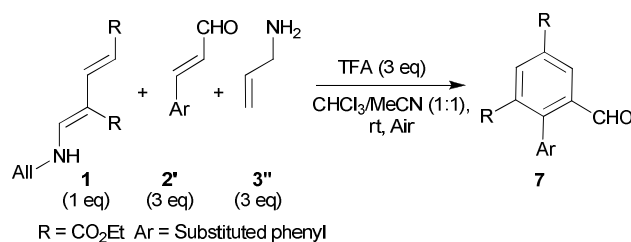


**Figure 2.** ORTEP diagram of biaryl **4**

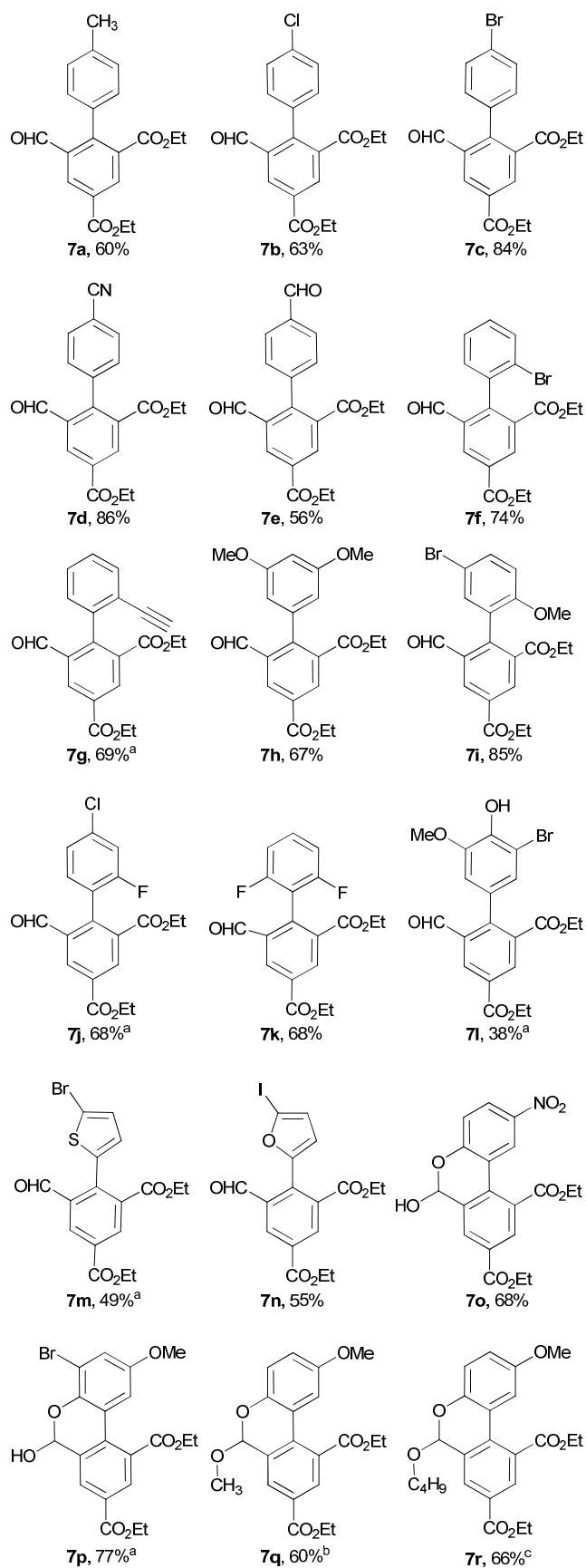
Cinnamaldehydes with diverse mono-, di-, and tri- substitutions that confer varied electronic properties to the phenyl ring were tested for the substrate scope of the reaction (Table 2). Simple cinnamaldehydes with para- and ortho-substitutions reacted smoothly to afford biaryls **7a-g** in good to excellent yields. Surprisingly, biaryl product **7e** was produced without any competing involvement of the para-formyl group. Biaryls **7h-k** were produced in reasonably good yields from disubstituted cinnamaldehydes. Biaryls **7j-k** demonstrates the present method as a viable alternative to the existing traditional Pd catalyzed cross-coupling methodologies to surmount the chemoselectivity obstacle in multi halogen substituted substrates. Furthermore, **7f-g** and **7i-k** marks entry into the tri and tetra ortho-substituted class of biaryls. Polyfunctional biaryl **7l** with trisubstitution in each phenyl unit, obtained in 38% yield, demonstrates the operational simplicity and functional group tolerance of the present method. The generality of this method was further extended towards substituted heteroaromatic unsaturated aldehydes which afforded hetero biaryls **7m-n** in moderate yields. Cinnamaldehydes derived from substituted salicylaldehydes resulted in biaryls which spontaneously underwent cyclization to produce benzopyrones **7o-p** in good yields, offering a milder alternative to such products produced by utilizing expensive metal catalysts and pre-functionalized starting materials.<sup>18</sup> A one-pot, four-component reaction towards the existing method was envisaged to add more dimensions to the methodology. As a result, with substituted salicylaldehydes in MeOH/MeCN

(1:1) the reaction afforded the tricyclic product **7q** in 60% yield by successful incorporation of methanol in the product. Similarly, reaction with *n*-butanol afforded the expected tricyclic product **7r** in 66% yield. Previous methods for biaryls hitherto achieved multi substitutions in one of the phenyl ring limiting the other as a simple phenyl unit or with utmost monosubstitution. Notably, the present methodology offers biaryls with diverse mono-, di-, and tri-substitution patterns on both the phenyl units in a one-pot reaction.

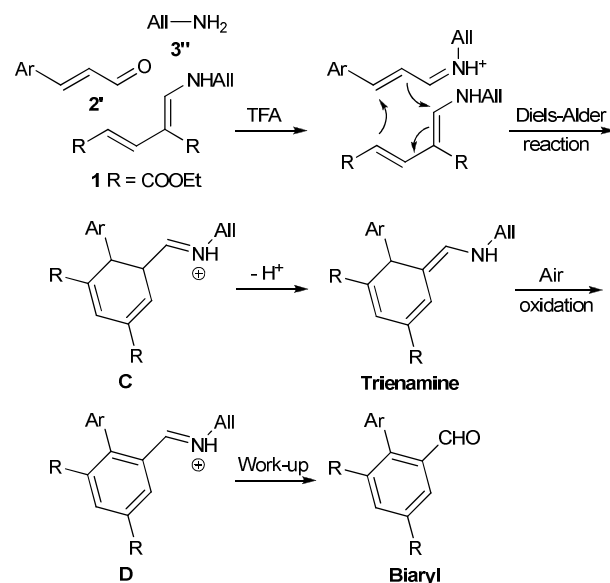
**Table 2.** Generality of the reaction







Solvent conditions: <sup>a</sup>DCM/MeCN (2:1), <sup>b</sup>MeOH/MeCN (1:1), <sup>c</sup>*n*-BuOH/MeCN (1:1)

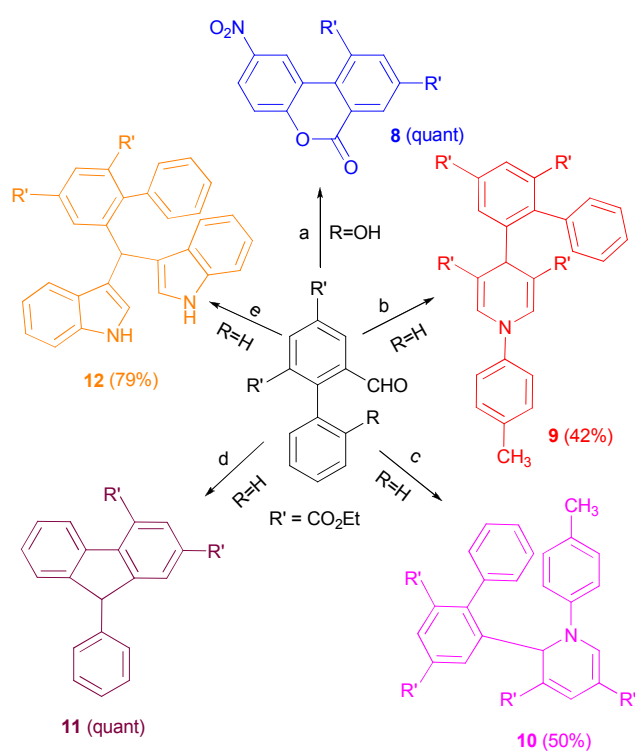


**Scheme 2.** Mechanistic pathway

The mechanistic pathway for the formation of biaryl is shown in Scheme 2. The reaction proceeds via Diels-Alder reaction through MacMillan's iminium activation<sup>19</sup> of aldehyde. The resulting adduct **C** undergoes rearrangement to a more stable trienamine intermediate by a loss of proton. Aromatization to intermediate **D** can be facilitated by air oxidation and subsequent work-up affords biaryl. The oxidation step was further confirmed by treating the isolated trienamine intermediate with DDQ/DCM which produced a facile conversion to biaryl.

To justify the importance of 2-carbaldehyde in biaryls, a series of transformations were carried out on biaryls **7o** and **4** to afford dibenzopyranone **8**, 1,4-DHP **9**, 1,2-DHP **10**, fluorene **11**, and bis(indolyl)methane (BIM) **12** (Scheme 3). A number of natural products contain benzopyranone as a core feature and recent report for its synthesis from biaryl-2-ol involves palladium-catalyzed CO insertion via C-H activation.<sup>20</sup> Dibenzopyranone **8** was synthesized from biaryl **7o** in a quantitative yield by Dess-Martin periodinane oxidation. 1,4-DHP **9** and 1,2-DHP

**10** which were synthesized in one step from biaryl **4**, unequivocally, demonstrates a new entry into the repertoire of aryl scaffolds. Fluorenes which gained prominence in the form of conjugated polymers in display applications with exceptional electro optical properties are synthesized by metal-catalyzed annulations.<sup>21</sup> Fluorene **11** was synthesized in two steps in a quantitative yield from biaryl **4** by Grignard addition followed by Friedel-Crafts alkylation. BIMs are known to exhibit a broad range of important biological activities against various diseases especially in cancer inhibition.<sup>22</sup> BIM **12** was synthesized in one step from biaryl **4** and indole in presence of a catalytic amount of *p*-TsOH. The present work for synthesis of biaryls under mild conditions, in consequence, presents an efficient alternative to synthesize such diverse array of molecules from biaryl-2-carbaldehydes.



**Scheme 3.** Transformations of biaryls to various other structural motifs<sup>a</sup>

<sup>a</sup>Reaction conditions: (a) **7o** (1 eq), Dess-Martin periodinane (3 eq), DCM, rt; (b) **4** (1 eq), ethyl 3-(allylamino)acrylate (2 eq), *p*-toluidine (1 eq), TFA (1 eq), MeCN, rt; (c) **1** (1 eq), **4** (1.2 eq), *p*-toluidine (1.2 eq), TFA (1 eq), MeCN, rt; (d) i) **4** (1 eq), PhMgBr (5 eq), THF, 0 °C ii) *p*-TsOH (cat.), toluene, reflux; (e) **4** (1 eq), indole (2 eq), *p*-TsOH (cat.), ethanol, reflux.

## Conclusions

In summary, we have shown a one-pot method for currently inaccessible polyfunctional biaryls bearing an ortho carbaldehyde group under metal-free conditions. We have also demonstrated the utility of biaryl-2-carbaldehyde by transformation into molecules which are of significance in biology and materials chemistry.

## Acknowledgments

Financial support from The Kerala State Council for Science, Technology & Environment (KSCSTE), India, GrantNo. 1422/2014/KSCSTE is gratefully acknowledged.

## Notes and references

<sup>a</sup>*Academy of Scientific and Innovative Research (AcSIR), New Delhi 110001, India.*

<sup>b</sup>*Agroprocessing and Natural Products Division, CSIR-National Institute for Interdisciplinary Science and Technology, Thiruvananthapuram-695019, Kerala, India.*

E-mail: [ravishankar@niist.res.in](mailto:ravishankar@niist.res.in)

† Electronic Supplementary Information (ESI) available.

1 F. Ullmann and J. Bielecki, *Chem. Ber.*, 1901, **34**, 2174–2185.

- 2 For reviews, see: (a) S. P. Stanforth, *Tetrahedron*, 1998, **54**, 263–303; (b) C. C. C. J. Seechurn, M. O. Kitching, T. J. Colacot and V. Snieckus, *Angew. Chem., Int. Ed.*, 2012, **51**, 5062–5085.
- 3 For reviews, see: (a) G. P. McGlacken and L. M. Bateman, *Chem. Soc. Rev.*, 2009, **38**, 2447–2464; (b) D. Alberico, M. E. Scott and M. Lautens, *Chem. Rev.*, 2007, **107**, 174–238.
- 4 L. J. Gooßen, G. Deng and L. M. Levy, *Science*, 2006, **313**, 662–664.
- 5 (a) S. K. R. Parumala and R. K. Peddinti, *Org. Lett.*, 2013, **15**, 3546–3549; (b) G. Jacquemot, M.-A. Ménard, C. L’Homme and S. Canesi, *Chem. Sci.*, 2013, **4**, 1287–1292 and references therein.
- 6 (a) N. E. Leadbeater and M. Marco, *J. Org. Chem.*, 2003, **68**, 5660–5667; (b) C. L. Sun, H. Li, D.-G. Yu, M. Yu, X. Zhou, X.-Y. Lu, K. Huang, S.-F. Zheng, B.-J. Li and Z.-J. Shi, *Nat. Chem.*, 2010, **2**, 1044–1049; (c) H. Gao, D. H. Ess, M. Yousufuddin and L. Kürti, *J. Am. Chem. Soc.*, 2013, **135**, 7086–7089; (d) V. Diemer, M. Begaud, F. R. Leroux and F. Colobert, *Eur. J. Org. Chem.*, 2011, 341–354; (e) V. Dichiarante, M. Fagnoni and A. Albini, *Angew. Chem.*, 2007, **119**, 6615–6618 and references therein.
- 7 For selected references see: (a) A. Diallo, Y.-L. Zhao, H. Wang, S.-S. Li, C.-Q. Ren and Q. Liu, *Org. Lett.*, 2012, **14**, 5776–5779; (b) J. Zheng, Y. Huang and Z. Li, *Org. Lett.*, 2013, **15**, 5064–5067; (c) D. Xue, J. Li, Z.-T. Zhang and J.-G. Deng, *J. Org. Chem.*, 2007, **72**, 5443–5445; (d) A. Sharma, J. Pandey and R. P. Tripathi, *Tetrahedron Lett.*, 2009, **50**, 1812–1816; (e) B. O. Ashburn, and R. G. Carter, *Angew. Chem., Int. Ed.*, 2006, **45**, 6737–6741; (f) L. Minuti, A. Temperini and E. Ballerini, *J. Org. Chem.*, 2012, **77**, 7923–7931; (g) V. Specowius, N. Kelzhanova, Z. A. Abilov and P. Langer, *Monatsh. Chem.*, 2012, **143**, 1151–1156; (h) L. Li, M.-N. Zhao, Z.-H. Ren, J.-L. Li and Z.-H. Guan, *Org. Lett.*, 2012, **14**, 3506–

- 3509; (i) H. Kinoshita, H. Takahashi and K. Miura, *Org. Lett.*, 2013, **15**, 2962–2965; (j) M. Shanmugasundaram, M.-S. Wu and C.-H. Cheng, *Org. Lett.*, 2001, **3**, 4233–4236; (k) D. Tejedor, C. Mendez-Abt, L. Cotos, M. A. Ramirez and F. Garcia-Tellado, *Chem. – Eur. J.*, 2011, **17**, 3318–3321.
- 8 G. Bringmann, D. Menche, M. Bezabih, B.M. Abegaz and R. Kaminsky, *Planta Med.*, 1999, **65**, 757–758.
- 9 K. L. Goa and A. J. Wagstaff, *Drugs*, 1996, **51**, 820–845.
- 10 (a) C. Nagamani, J. Guo and S. Thayumanavan, *J. Polym. Sci., Part A: Polym. Chem.*, 2012, **50**, 1187–1196; (b) G. W. Gray, *Liq. Cryst.*, 1998, **24**, 5–14.
- 11 R. Noyori and H. Takaya, *Acc. Chem. Res.*, 1990, **23**, 345–350.
- 12 M. E. Matheron and M. Porchas, *Plant Dis.*, 2004, **88**, 665–668.
- 13 For recent reports, see: (a) K. Bera, S. Sarkar, S. Jalal and U. Jana, *J. Org. Chem.*, 2012, **77**, 8780–8786; (b) F. Portela-Cubillo, E. M. Scanlan, J. S. Scott and J. C. Walton, *Chem. Commun.*, 2008, **35**, 4189–4191; (c) Y. Xia, P. Qu, Z. Liu, R. Ge, Q. Xiao, Y. Zhang and J. Wang, *Angew. Chem., Int. Ed.*, 2013, **52**, 2543–2546; (d) S. Wertz, D. Leifert and A. Studer, *Org. Lett.*, 2013, **15**, 928–931; (e) X. Yu and X. Lu, *Adv. Synth. Catal.*, 2011, **353**, 569–574.
- 14 M. Sindelar, T. A. Lutz, M. Petrera and K. T. Wanner, *J. Med. Chem.*, 2013, **56**, 1323–1340.
- 15 B.-C. Hong, H.-C. Tseng and S.-H. Chen, *Tetrahedron*, 2007, **63**, 2840–2850.
- 16 C. Challa, M. John and R. S. Lankalapalli, *Tetrahedron Lett.*, 2013, **54**, 3810–3812.
- 17 CCDC 989389 contains the supplementary crystallographic data of compound **4**.
- 18 A. Das, H.-K. Chang, C.-H. Yang and R.-S. Liu, *Org. Lett.*, 2008, **10**, 4061–4064.
- 19 G. Lelais and D. W. C. MacMillan, *Aldrichimica Acta*, 2006, **39**, 79–87.
- 20 T.-H. Lee, J. Jayakumar, C.-H. Cheng and S.-H. Chuang, *Chem. Commun.*, 2013, **49**, 11797–11799 and references therein.

- 21 (a) T.-P. Liu, C.-H. Xing and Q.-S. Hu, *Angew. Chem., Int. Ed.*, 2010, **49**, 2909–2912; (b) D. J. Gorin, I. D. G. Watson and F. D. Toste, *J. Am. Chem. Soc.*, 2008, **130**, 3736–3737.
- 22 M. Shiri, M. A. Zolfigol, H. G. Kruger and Z. Tanbakouchian, *Chem. Rev.*, 2010, **110**, 2250–2293.