

# Organic & Biomolecular Chemistry

Accepted Manuscript



This is an *Accepted Manuscript*, which has been through the Royal Society of Chemistry peer review process and has been accepted for publication.

*Accepted Manuscripts* are published online shortly after acceptance, before technical editing, formatting and proof reading. Using this free service, authors can make their results available to the community, in citable form, before we publish the edited article. We will replace this *Accepted Manuscript* with the edited and formatted *Advance Article* as soon as it is available.

You can find more information about *Accepted Manuscripts* in the [Information for Authors](#).

Please note that technical editing may introduce minor changes to the text and/or graphics, which may alter content. The journal's standard [Terms & Conditions](#) and the [Ethical guidelines](#) still apply. In no event shall the Royal Society of Chemistry be held responsible for any errors or omissions in this *Accepted Manuscript* or any consequences arising from the use of any information it contains.

## Phosphate Esters and Anhydrides – Recent Strategies Targeting Nature’s Favoured Modifications

Cite this: DOI:  
10.1039/x0xx00000x

Henning J. Jessen,<sup>\*</sup> Nisar Ahmed and Alexandre Hofer

Received 00th January 2012,  
Accepted 00th January 2012

DOI: 10.1039/x0xx00000x

[www.rsc.org/](http://www.rsc.org/)

Esters and anhydrides of phosphoric acid are essential in biology. It is very difficult to identify processes in life that do not involve these modifications and their transformation at some point. Consequently, phosphorylation chemistry is an essential methodology with significant impact on the biological sciences. This perspective gives an overview of some very recent achievements in synthetic phosphorylation chemistry and aims at identifying challenges that lie ahead.

### Introduction

Phosphate esters and anhydrides are present in important biomolecules, such as DNA, RNA, nucleotides, nucleoside diphosphate sugars, dinucleoside polyphosphates, inorganic polyphosphate, vitamins, inositol poly- and pyrophosphates, phospholipids, various metabolites and proteins. Reversible phosphorylation is at the heart of cellular signalling events and therefore the very existence of life.<sup>1</sup> Analysing, understanding and manipulating phosphorylation processes in biology is one of the great challenges in science today.

The availability of phosphorylated compounds is an important aspect of their study. Complementary to extraction methods or enzymatic synthesis, organic synthesis provides unique opportunities. The latter approach becomes especially powerful, if non-natural analogues are desired as tools to dissect biological processes. Over the years, different phosphorylation protocols were developed and have been the subject of excellent reviews.<sup>2-5</sup> In this perspective we are not aiming at giving a comprehensive overview, but want to highlight some of the recent developments that will have potential impact on how we are going to chemically synthesize (poly)-phosphorylated substances and their analogues in the future, with a special focus on the generation of P-anhydrides in nucleotides.

Even though some of the established protocols for the synthesis of phosphate anhydrides have been developed into robust methods and are routinely applied, there are still problems that need to be solved. These include efficiency, stereo-, regio- and chemoselectivity, but also more trivial pitfalls, such as difficult procedures and purification steps.<sup>6</sup> More often than not, tedious separation from excess reagents and byproducts reduces the attainable yields to average or low values.<sup>7</sup>

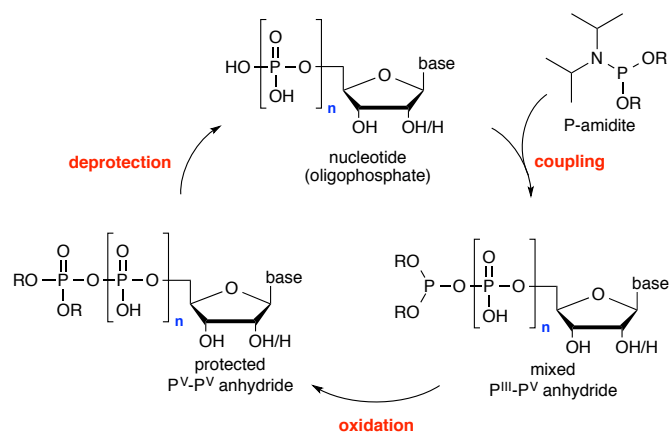
In the synthesis of nucleotides and their conjugates, many different approaches are available for coupling of phosphate donors and acceptors.<sup>3, 5</sup> Often, trimetaphosphate analogues are generated, utilizing P(III) reagents that enable the synthesis of a range of different nucleotides.<sup>8</sup> These processes can be conducted without protecting groups on the nucleoside, however usually require a final purification by HPLC. Moreover, competitive yields are only obtained when working under strictly dry conditions. On the other hand, P(V) chemistry relying on activated acceptors, such as P-morpholidates, P-imidazolides, P-imidazolium ions and others have been successfully developed.<sup>7, 9-11</sup>

It has been pointed out that the available methods work well with many substrates, but certainly not all and consequently the hunt for the ideal synthesis is still going on.<sup>5</sup> On the P(V) side, *N,N'*-carbonyldiimidazole (CDI) activation, leading to P-imidazolides, is perceived as an efficient methodology to generate acceptors, whereas on the P(III) side methods relying on salicylphosphochloridite in combination with pyrophosphate have been employed very often.<sup>5</sup>

An ideal synthesis would require little or no excess of reagents and activators, short reaction times, no protecting groups on the nucleotide, ambient conditions (i.e. non-dry solvents and reagents, open flasks), high yields and no difficult purification procedures. Indeed, the last point can be considered especially important (and is a result of achieving the others), since the separation of polar products from polar contaminants is much more difficult and sluggish as compared to the purification of nonpolar compounds by normal phase column chromatography. Moreover, since water and buffers are used in the elution in reversed phase or ion exchange chromatography, repeated freeze-drying becomes necessary, which further prolongs the whole process and is problematic in the case of labile P-anhydrides.

## Iterative P-Anhydride Synthesis with P-Amidites

We have recently developed a nucleotide synthesis based on iterative P(III)-amidite couplings (see Scheme 1).<sup>12</sup> These reagents have been employed in the generation of P-anhydrides before,<sup>13-15</sup> however, due to their cross-reactivity towards OH groups, protecting groups on the acceptors complicate the synthetic design. As mentioned above, a methodology requiring protected building blocks would not be competitive compared to other available procedures. On the other hand, the high reaction rates that can be achieved with P-amidites combined with their stability and flexibility renders them very interesting candidates for method development.



**Scheme 1.** General approach for the recently developed iterative phosphate chain elongation based on P-amidite couplings. A nucleotide undergoes coupling with a P-amidite and the resulting P<sup>III</sup>-P<sup>V</sup> intermediate is oxidized and deprotected to yield the homologated nucleotide.

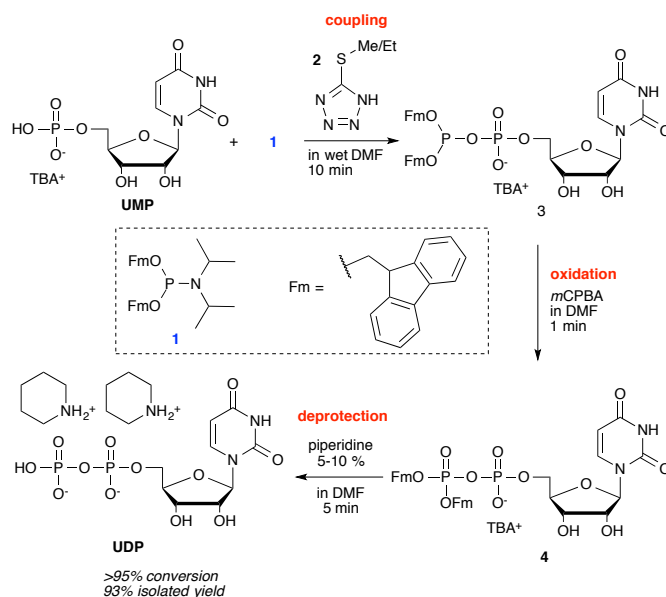
Since P-amidites can only be used to introduce one phosphate group in each coupling, an iterative synthesis to obtain nucleoside oligophosphates would become necessary. A similar approach has been developed relying on P(V) chemistry and it has been pointed out that this strategy enables the introduction of modifications at any desired position in the growing anhydride chain, albeit at the cost of additional steps.<sup>16</sup> Again, related to the abovementioned criteria, additional steps would only be tolerable, should the method be so straightforward and high-yielding that no intermediate purification was necessary. Ideally, it would also be suitable for (automated) iterative couplings on solid support allowing for the synthesis of modified capping structures.

Important findings of our study are that P-amidites reacted with phosphate nucleophiles chemoselectively in the presence of other reactive nucleophiles and that this coupling occurred within few minutes with complete consumption of the starting material and only little excess of reagent (1.1 to 1.5 eq). Consequently, no protecting groups on the acceptor were necessary. Primary OH groups, secondary OH groups and also the nucleophilic amine group in cytidine did not react with the bis-fluorenyl-P-amidite **1** used in this study under appropriate conditions. It might be confusing at first glance since P-amidites have long been known in oligonucleotide synthesis to

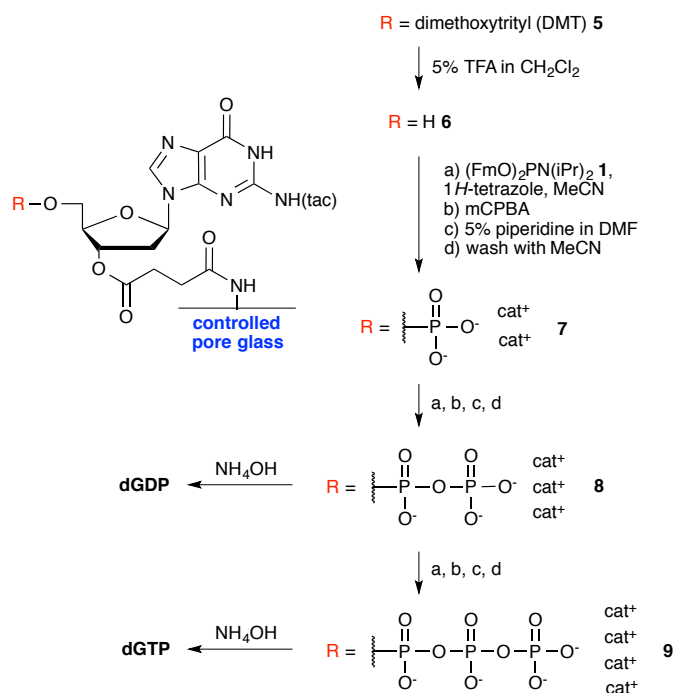
react with OH groups at high coupling rates. However, these possible side reactions are suppressed due to the presence of water in the reaction mixtures, leading to hydrolysis of excess P-amidite once the phosphate is consumed. Thus, the absence of byproduct formation is a result of the attenuated reactivity in the series phosphate, water, alcohol or amine.

It was shown that running the reactions under dry conditions resulted in byproduct formation once the phosphate (e.g. UMP) is consumed. This was fortunate, since one effectively had to run the reactions under ambient conditions with wet solvents, reagents and reactants, which provided a beautifully simple coupling protocol: slight excess of P-amidite **1** and phosphate salt were mixed in wet DMF and then one to two equivalents of activator **2** was added. The coupling was complete within few minutes and the intermediate P(III)-P(V) anhydride **3** was oxidized with *m*CPBA in less than one minute. The terminally protected P(V)-P(V) anhydride **4** was precipitated in pure form by addition of ether/hexane, leaving behind in solution the activator, benzoic acid and hydrolysed amidite. Final removal of the Fm protecting groups was conducted in DMF containing 5-10% piperidine, which led to a complete deprotection in less than five minutes. Upon deprotection, the products (e.g. UDP) precipitated as piperidinium salts after addition of diethylether (see Scheme 2). The products were usually obtained in a purity that allowed directly for the next coupling. The procedure works with all canonical nucleosides in the homologation sequence monophosphate to diphosphate to triphosphate and even further.

Since the couplings and deprotections were very efficient, fast and occurred under homogenous conditions, this approach also worked on nucleosides bound to controlled pore glass



**Scheme 2.** Exemplary homologation of UMP to UDP. All canonical nucleotides could be converted from their monophosphate to the di- and triphosphate with a similar procedure in 75-93% isolated yield without chromatography. TBA<sup>+</sup>: tetrabutylammonium; Fm: fluorenylmethyl; *m*CPBA: *meta*-chloroperbenzoic acid



**Scheme 3.** Iterative synthesis of deoxyguanosine 5'-triphosphate on solid phase (controlled pore glass beads). The procedure allowed a straightforward preparation of dGDP and dGTP. tac: *tert*-butyl phenoxyacetyl; DMT: dimethoxytrityl.

(CPG), which are typically used in automated oligonucleotide synthesis. CPG bound 2'-deoxyguanosine was subjected to iterative P-amidite couplings via **6-9** including appropriate washing steps and cleaved from the resin as the diphosphate and triphosphate in good yield (see Scheme 3).

The approach has its advantages and drawbacks, just like every other method to synthesize oligophosphates. The necessity to use Fm protecting groups on the amidite **1** may be interpreted as a shortcoming even though the cleavage is very simple and fast. On the other hand, the simplicity of the method holds promise to significantly improve the cumbersome process of phosphoanhydride synthesis. Convincing arguments to apply P-amidite couplings are the chemoselective couplings under ambient conditions, the high reaction rates and the possibility to avoid tedious chromatographic purifications by a simple crystallization step.

### Future Directions

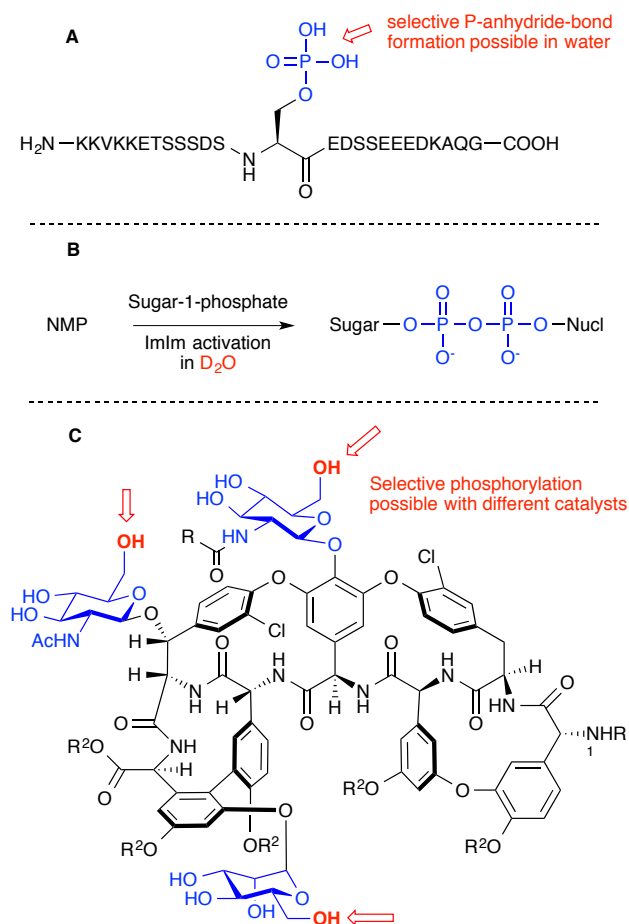
Research in the field of nucleic acids has been and will continue to be a major driving force in the development of phosphorylation chemistry. Although one might argue that many of the problems associated with P-anhydride synthesis have been solved, some are still remaining and novel challenges arise. This is true for the synthesis of nucleoside analogue (tri)phosphates with modified glycons or nucleobases,<sup>17</sup> but also for analogues with modifications in the oligophosphate chain, as caged nucleotides, sulfurized oligophosphates or

isotopically labelled compounds to just name a few.

With the advent of single molecule real-time DNA sequencing,<sup>18</sup> dye-conjugated nucleoside-oligophosphates have become interesting targets.<sup>19-22</sup> Another attractive area for the development of phosphorylation protocols is the capping structures found in RNA, such as triphosphorylation or the m<sup>7</sup>Gppp cap.<sup>23</sup> The synthesis of these caps in an automated fashion would be especially useful.

From these few examples one can already see that modular and iterative phosphorylation protocols have their unique potential, even though they may not be the ideal candidates for regular nucleoside triphosphate synthesis. Especially useful in the case of iterative P-amidite synthesis is the fact that the Fm protecting groups can be easily replaced with other groups such as dyes, biotin, photocages<sup>24</sup> and many of them are commercially available. We are thus confident that the novel protocol will be well received in the future.

While phosphorylation itself is a rather unspectacular technique, outstanding applications tend to appear from time to time. We have chosen three examples from the recent literature to showcase how phosphorylation can still be improved in the



**Scheme 4.** A) Chemoselective P-anhydride bond formation in complex peptides. B) Synthesis of nucleosidediphosphate sugars in water. C) Regioselective phosphorylations of Teicoplanin with different peptide catalysts. Abbreviations: ImIm, 2-imidazolyl-1,3-dimethylimidazolium chloride; Nucl, nucleoside; NMP, nucleoside monophosphate

future. The first example is related to a novel posttranslational protein modification, the protein pyrophosphate. Researchers in the Fiedler Lab have chemically synthesized phosphopeptides containing about 20 aminoacids. The deprotected phosphopeptides were then chemoselectively diphosphorylated with P(V) chemistry in water (see Scheme 4, A).<sup>25</sup> This striking chemoselectivity in the presence of many diverse functional groups is in line with the results that we have found in the above described study employing P(III) chemistry.

A recent study by Hindsgaul and coworkers points out the possibility to generate the P-anhydride in nucleoside diphosphate sugars by chemical coupling in D<sub>2</sub>O with a very simple protocol (see scheme 4, B). These couplings have been achieved with the development of a new coupling reagent termed 2-imidazolyl-1,3-dimethylimidazolium chloride (ImIm).<sup>26</sup> Moving P-anhydride synthesis from organic solvents into water is indeed a very promising strategy, especially because of the polarity of the starting materials. These two papers nicely demonstrate of how this goal can be achieved. Complementary, Scott Miller's lab has recently disclosed the site-selective phosphorylation of Teicoplanin using peptide catalysts (see Scheme 4, C).<sup>27</sup> Three primary OH groups in the glycopeptide structure were selectively targeted with different catalysts. Since phosphorylation of natural products can modulate their activity, important discoveries might originate from these studies and highlight how one can achieve regioselective phosphorylations just as nature does. Moreover, one can now envision subsequent chemoselective P-anhydride bond formation in substrates that have been regioselectively phosphorylated in an initial step.

Many biological processes are controlled by reversible phosphorylations. Nature provides astonishing examples in chemo-, regio- and stereoselective phosphorylation and has developed an impressively large array of different phosphorylated natural products. Efficient new methods will play a significant role in order to obtain and modify these difficult synthetic targets in a timelier manner and help us to approach the sophistication that has evolved in nature.

## Acknowledgements

The authors want to thank Jay Siegel (University of Tianjin, China), Kim Baldrige (University of Zürich, Switzerland) and John Robinson (University of Zürich, Switzerland) for their continuous support. Generous funding by the Schweizer Nationalfonds SNF (PZ00P2\_136816) and Novartis (Postgraduate Fellowship to N. A.) is gratefully acknowledged.

## Notes and references

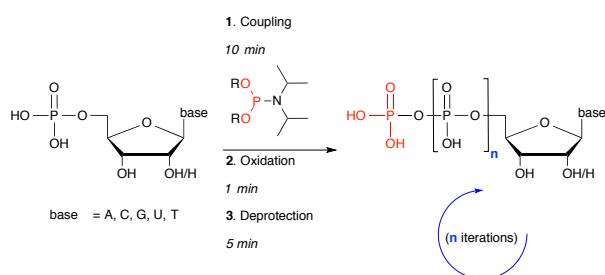
University of Zürich, Department of Chemistry, Winterthurerstrasse 190, 8057 Zürich, Switzerland. Email: henningjacob.jessen@chem.uzh.ch

1. F. H. Westheimer, *Science*, 1987, **235**, 1173-1178.
2. J. S. McMurray, D. R. Coleman, W. Wang and M. L. Campbell, *Biopolymers*, 2001, **60**, 3-31.
3. G. K. Wagner, T. Pesnot and R. A. Field, *Nat. Prod. Rep.*, 2009, **26**, 1172-1194.
4. L. Weinschenk and C. Meier, *John Wiley & Sons, Inc., Hoboken, NJ, USA.*, 2013, doi: 10.1002/9781118498088.ch5.
5. K. Burgess and D. Cook, *Chem. Rev.*, 2000, **100**, 2047-2059.
6. J. Caton-Williams, M. Smith, N. Carrasco and Z. Huang, *Org. Lett.*, 2011, **13**, 4156-4159.
7. A. L. Marlow and L. L. Kiessling, *Org. Lett.*, 2001, **3**, 2517-2519.
8. J. Caton-Williams, L. N. Lin, M. Smith and Z. Huang, *Chem. Commun.*, 2011, **47**, 8142-8144.
9. C. M. Gampe, H. Tsukamoto, T. S. A. Wang, S. Walker and D. Kahne, *Tetrahedron*, 2011, **67**, 9771-9778.
10. S. M. Hacker, N. Hardt, A. Buntru, D. Pagliarini, M. Möckel, T. U. Mayer, M. Scheffner, C. R. Hauck and A. Marx, *Chem. Sci.*, 2013, **4**, 1588-1596.
11. S. Mohamady, A. Desoky and S. D. Taylor, *Org. Lett.*, 2012, **14**, 402-405.
12. G. S. Cremosnik, A. Hofer and H. J. Jessen, *Angew. Chem. Int. Ed.*, 2014, **53**, 286-289.
13. S. Capolicchio, D. T. Thakor, A. Linden and H. J. Jessen, *Angew. Chem. Int. Ed.*, 2013, **52**, 6912-6916.
14. H. J. Jessen, T. Schulz, J. Balzarini and C. Meier, *Angew. Chem. Int. Ed.*, 2008, **47**, 8719-8722.
15. G. J. V. van Noort, M. G. van der Horst, H. S. Overkleeft, G. A. van der Marel and D. V. Filippov, *J. Am. Chem. Soc.*, 2010, **132**, 5236-5240.
16. M. Strenkowska, P. Wanat, M. Ziemniak, J. Jemielity and J. Kowalska, *Org. Lett.*, 2012, **14**, 4782-4785.
17. B. Steigenberger, S. Schiesser, B. Hackner, C. Brandmayr, S. K. Laube, J. Steinbacher, T. Pfaffeneder and T. Carell, *Org. Lett.*, 2013, **15**, 366-369.
18. J. Eid, A. Fehr, J. Gray, K. Luong, J. Lyle, G. Otto, P. Peluso, D. Rank, P. Baybayan, B. Bettman, A. Bibillo, K. Bjornson, B. Chaudhuri, F. Christians, R. Cicero, S. Clark, R. Dalal, A. Dewinter, J. Dixon, M. Foquet, A. Gaertner, P. Hardenbol, C. Heiner, K. Hester, D. Holden, G. Kearns, X. X. Kong, R. Kuse, Y. Lacroix, S. Lin, P. Lundquist, C. C. Ma, P. Marks, M. Maxham, D. Murphy, I. Park, T. Pham, M. Phillips, J. Roy, R. Sebra, G. Shen, J. Sorenson, A. Tomaney, K. Travers, M. Trulson, J. Vieceli, J. Wegener, D. Wu, A. Yang, D. Zaccarin, P. Zhao, F. Zhong, J. Korlach and S. Turner, *Science*, 2009, **323**, 133-138.
19. N. Hardt, S. M. Hacker and A. Marx, *Org. Biomol. Chem.*, 2013, **11**, 8298-8305.
20. S. Mohamady and S. D. Taylor, *J. Org. Chem.*, 2014, doi:10.1021/jo500051y.
21. S. Serdjukow, F. Kink, B. Steigenberger, M. Tomás-Gamasa and T. Carell, *Chem. Commun.*, 2014, **50**, 1861-1863.
22. A. Sood, S. Kumar, S. Nampalli, J. R. Nelson, J. Macklin and C. W. Fuller, *J. Am. Chem. Soc.*, 2005, **127**, 2394-2395.
23. I. Zlatev, T. Lavergne, F. Debart, J. J. Vasseur, M. Manoharan and F. Morvan, *Org. Lett.*, 2010, **12**, 2190-2193.
24. X. J. Tang, J. H. Zhang, J. J. Sun, Y. Wang, J. Z. Wu and L. H. Zhang, *Org. Biomol. Chem.*, 2013, **11**, 7814-7824.
25. A. M. Marmelstein, L. M. Yates, J. H. Conway and D. Fiedler, *J. Am. Chem. Soc.*, 2014, **136**, 108-111.
26. H. Tanaka, Y. Yoshimura, M. R. Jørgensen, J. A. Cuesta-Seijo and O. Hindsgaul, *Angew. Chem. Int. Ed.*, 2012, **51**, 11531-11534.
27. S. Han and S. J. Miller, *J. Am. Chem. Soc.*, 2013, **135**, 12414-12421.

Henning Jacob Jessen obtained his doctorate in 2008 in natural sciences, working in the group of Professor Chris Meier (University of Hamburg, Germany). Subsequently, he moved to EPF Lausanne, Switzerland, for a postdoctoral stay in the group of Professor Karl Gademann. In 2010 he moved with the same group to the University of Basel, Switzerland. Henning started his independent career in 2011 at the University of Zuerich, Switzerland, funded with a Liebig Stipend from the Fonds der Chemischen Industrie and an SNF Ambizione Grant. Research in his group is focused on the total synthesis of phosphorylated natural products and their application in chemical biology.



TOC: This perspective highlights some recently developed phosphorylation methodologies focusing on a three-step procedure using P(III) chemistry (P-amidite coupling, oxidation, deprotection) that allows for the iterative homologation of nucleotides.



Chemoselective P-anhydride bond formation with P-amidites under ambient conditions