

Organic & Biomolecular Chemistry

Accepted Manuscript



This is an *Accepted Manuscript*, which has been through the Royal Society of Chemistry peer review process and has been accepted for publication.

Accepted Manuscripts are published online shortly after acceptance, before technical editing, formatting and proof reading. Using this free service, authors can make their results available to the community, in citable form, before we publish the edited article. We will replace this *Accepted Manuscript* with the edited and formatted *Advance Article* as soon as it is available.

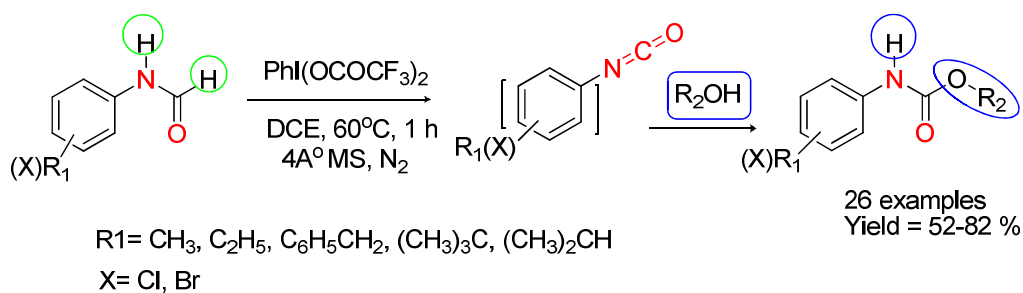
You can find more information about *Accepted Manuscripts* in the [Information for Authors](#).

Please note that technical editing may introduce minor changes to the text and/or graphics, which may alter content. The journal's standard [Terms & Conditions](#) and the [Ethical guidelines](#) still apply. In no event shall the Royal Society of Chemistry be held responsible for any errors or omissions in this *Accepted Manuscript* or any consequences arising from the use of any information it contains.

Metal free oxidative coupling of aryl formamides with alcohols for the synthesis of carbamates

N. Veera Reddy, K. Rajendra Prasad, P. Sudhir Reddy, M. Lakshmi Kantam and K. Rajender Reddy*

Graphical Abstract



A new method under metal free conditions has been developed for the direct transformation of N-aryl formamides to corresponding N-aryl carbamates with alcohols using hypervalent iodine reagents as oxidant. The reaction has postulated to go through the formation of isocyanate intermediate.

Cite this: DOI: 10.1039/c0xx00000x

www.rsc.org/xxxxxx

COMMUNICATION

Metal free oxidative coupling of aryl formamides with alcohols for the synthesis of carbamates

N. Veera Reddy, K. Rajendra Prasad, P. Sudhir Reddy, M. Lakshmi Kantam and K. Rajender Reddy*

Received (in XXX, XXX) Xth XXXXXXXXXX 20XX, Accepted Xth XXXXXXXXXX 20XX

DOI: 10.1039/b000000x

A direct transformation of N-aryl formamides to the corresponding carbamates via the formation of isocyanate intermediates are achieved in good yields using hypervalent iodine as oxidant.

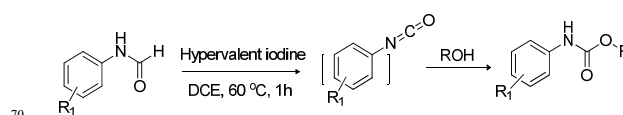
Organic carbamates are synthetically highly useful compounds having widespread utility in areas, such as pharmaceuticals,¹ agrochemicals,² polymers³ and as valuable protecting groups in peptide chemistry.⁴ Typically, carbamates are synthesized by reacting suitable alcohols with isocyanates, which in turn prepared from phosgene.⁵ However, to overcome the issues associated with phosgene chemistry, considerable attention has been paid in recent past in developing efficient and safer methodologies for carbamate synthesis.⁶ As a result many methods are made available for their synthesis, including oxidative and reductive carbonylation of amines and nitroaromatics,⁷ the utilization CO₂,⁸ application of metal catalyzed cross couplings of isocyanate anions and the various rearrangement reactions.⁹

In recent years oxidative couplings involving C-H bond activations are recognized as useful strategies in synthetic organic chemistry and the importance these approaches are well documented in several recent reviews.¹⁰ Though the formamides are traditionally used as solvents and also as a source of CO, Me₂N, Me₂NCO, oxygen for various organic transformations,¹¹ the synthetic utility of these formamides in coupling reactions under oxidative conditions were exploited only in recent investigations. For example, it has been shown that formamide can act as a source of amide or amine in amidation reactions.¹² Similarly, direct synthesis of α -ketoamides was achieved from methyl ketones and dialkylformamides using tert-butylhydroperoxide (TBHP) as an oxidant and nBu₄NI as a

catalyst.¹³

Our group has been working on oxidative couplings using metal and non-metal catalysts for the last couple of years.¹⁴ During these investigations, we have shown the direct coupling of formamides with phenols and β -keto esters under oxidative conditions.¹⁵ While the method allowed in accessing the phenol carbamates, the substrate scope was limited to 2-carbonyl substituted derivatives. Moreover use of formamide in large excess as both solvent and reagent further limits the application of this useful reaction. In order to expand the scope of the formamides especially with aromatic formamides, we explored the other possibilities. Since hypervalent iodine compounds are extensively used for carbamate synthesis in Hoffmann-type rearrangements, where the isocyanate is the key intermediates,¹⁶ we have chosen these oxidants for the present work. Moreover, we anticipated that a direct transformation of formamides to isocyanates could be much more useful for making carbamates (Scheme-1). Although, the possibility of direct conversion of N-arylformamides to corresponding carbamates using lead(IV) acetate was reported by Leardini and co-workers,¹⁷ to the best of our knowledge hypervalent iodine reagents were not utilized for this direct transformation.

First, we have investigated the formation of carbamate between N-phenyl formamide and n-butanol under different reaction conditions and results are summarized in Table 1. The use of (diacetoxyiodo)benzene as oxidant resulted a maximum yield of 25% in dichloroethane at elevated temperature (Table 1, entry 4). Inferior results are observed when the reaction was carried out with other solvents and copper catalysts (see other entries in Table 1). However, a sharp rise in yield (82%) was observed when [bis(trifluoroacetoxy)iodo]benzene was used as oxidant (Table 1, entry 8).



Scheme 1. Carbamate synthesis via isocyanate intermediate from N-aryl formamides

*Inorganic and Physical Chemistry Division, CSIR-Indian Institute of Chemical Technology, Tarnaka, Hyderabad-500 607, India. Fax: (+ 91) 040-27160921. E-mail: rajender@iict.res.in; rajenderkallu@yahoo.com

Electronic Supplementary Information (ESI) available: Experimental procedure, characterization data, ¹H, ¹³C, IR and mass spectra. See DOI: 10.1039/b000000x

Moreover, a drop in yields is also observed when the reaction was carried out either taking lower amounts of alcohols or in absence of molecular sieves. Performing the reactions for longer reactions times does not improved the yield, on contrary we observed some decomposition of the product.

With these optimizations, we looked at the scope of the reaction with different N-aryl formamides and alcohols (Table 2).¹⁸ First we have screened with n-butanol with different formamides and found that both electron donating and withdrawing groups on phenyl group works very well for this reaction, providing the carbamate product in 65-82% yield (Table 2, **3a-3e**). However, a small decrease in yield was observed for electron withdrawing substrate with respect to donating analogues. Similarly, substitution at *ortho*- position with ethyl- and benzyl- groups on aryl formamide has little influence in yields of the product (Table 2, **3f** and **3g**).

Table 1. Optimization studies of N-aryl carbamate synthesis for the reaction between N-phenyl formamide and n-butanol.^a

Entry	Oxidant	Solvent	Temp °C	Isolated Yield[%] ^b
1	PhI(OAc) ₂	DCM	RT	NR
2	PhI(OAc) ₂	DCM	40	15
3	PhI(OAc) ₂	THF	60	NR
4	PhI(OAc) ₂	DCE	60	25
5	TBHP, Cu(OAc) ₂	DCE	60	5
6	H ₂ O ₂ , Cu(OAc) ₂	DCE	60	NR
7	PhI(OCOCF ₃) ₂	DCE	RT	40
8	PhI(OCOCF ₃) ₂	DCE	60	82

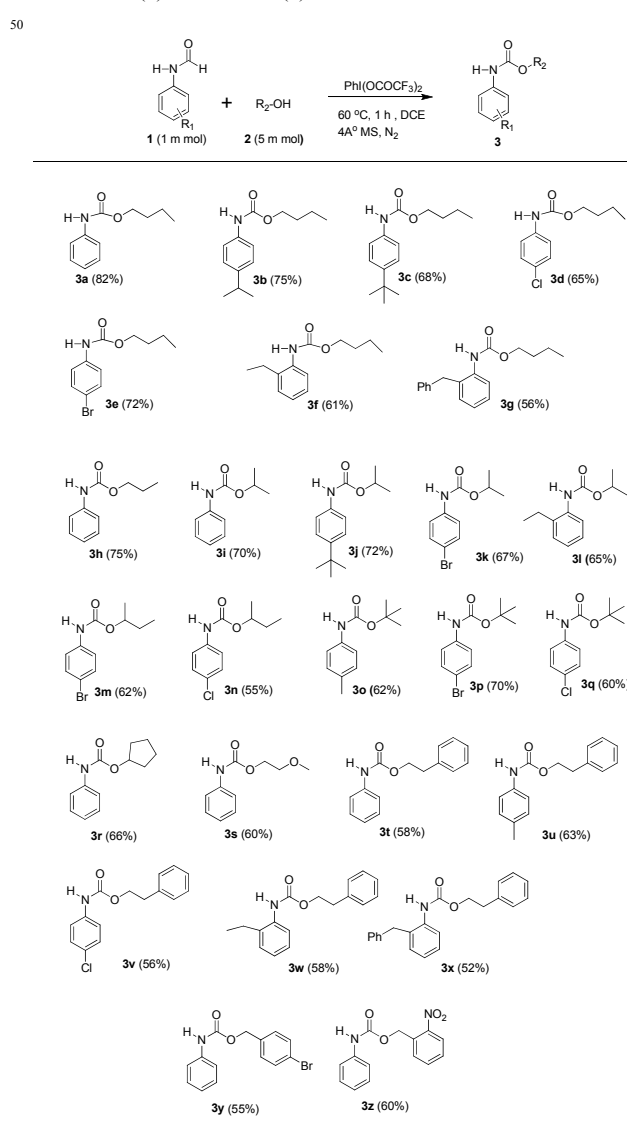
^a Reaction conditions: N-phenyl formamide (**1**) (1 mmol), n-butanol (**2**) (5 mmol), dichloro ethane (3 mL, solvent), oxidant (1 mmol), 60°C, MS 4 Å, N₂, 1h. ^b Isolated yield.

Further investigations were carried out with different alcohols and formamides and results are shown in Table 2. Variation of alcohols *viz.*, n-propanol, *iso*-propanol, *iso*-butanol, *tert*-butanol and cyclo-pentanol provided the corresponding carbamates in good yields (Table 2, **3h -3r**). Then we have looked at other alcohols such as 2-methoxyethanol and 2-phenylethanol, invariably we observed moderate to good yields of the desired carbamate products (Table 2, **3s -3x**). Finally to expand the scope of alcohols, formamides are treated with phenols and benzyl alcohols. In case of benzyl alcohols, a moderate yield of the carbamate products (Table 2, **3y** and **3z**) are isolated. On the other hand, no product was observed with simple phenol.

Based on the previously reported mechanistic studies of aryl carbamates using lead(IV) acetate,¹⁷ we propose that the isocyanate formation is the key step in this reaction also (Scheme 1). Further, isocyanate formation could also be possible from amidoiodane intermediates, which are proposed in Hoffman rearrangement of amides using hypervalent iodine reagents (see

supporting information for mechanism).^{16b} Moreover, GC-MS analysis of the reaction mixture in the absence of alcohols clearly reveals the formation of isocyanate intermediate.

Table 2. Direct synthesis of N-aryl carbamates (**3**) from N-aryl formamides (**1**) and alcohols (**2**).^a



^a Reaction conditions: N-arylformamides (**1**) (1 mmol), alcohol (**2**) (5 mmol), dichloro ethane (3 mL, solvent), oxidant (1 mmol), 60°C, MS 4 Å, N₂, 1h.

Conclusions

In summary, we have reported a mild and efficient procedure for the synthesis of N-aryl carbamates by a direct transformation of N-aryl formamides. The two important features: (i) accessibility of the formamides from the commercially available amines by various catalytic procedures and (ii) the direct transformation of formamides to carbamates *via* isocyanate formation, may provide the present reaction a synthetic advantage over Hofmann type rearrangements, where amides are often used. Moreover, isocyanate intermediate from formamides can be readily utilized

for various organic transformations, which we are currently investigating in our laboratory.

Acknowledgments

N.V.R. and K.R.P. thank Council of Scientific and Industrial Research (CSIR) respectively for the award of Research Fellowships. K.R.R. thanks CSIR for financial support under network project CSC-0123.

Notes and references

- (a) S. Ray, S. R. Pathak and D. Chaturvedi, *Drugs Future* 2005, **30**, 161; (b) D. K. Hutchinson, *Curr. Top. Med. Chem.* 2003, **3**, 1021; (c) W. Li, J. Li, Y. Wu, J. Wu, R. Hotchandani, K. Cunningham, I. McFadyen, J. Bard, P. Morgan, F. Schlerman, X. Xu, S. Tam, S. J. Goldman, C. Williams, J. Sypek and T. S. Mansour, *J. Med. Chem.* 2009, **52**, 1799.
- (a) T. T. Wu, J. Huang, N. D. Arrington and G. M. Dill, *J. Agric. Food Chem.* 1987, **35**, 817; (b) R. J. Kuhr and H. W. Dorough, *Carbamate Insecticides: Chemistry, Biochemistry and Toxicology*, CRS, Cleveland, OH, 1976. (a) *The Pesticidal Manual*, 10th ed. C. D. S. Ed. Thomlin, *Crop. Protection Publication*; Farnham, UK, 1994.
- (a) B. S. Lee, B. C. Chun, Y. C. Chung, K. I. Sul and J. W. Cho, *Macromolecules* 2001, **34**, 6431; (b) P. Król, *Prog. Mater. Sci.* 2007, **52**, 915.
- (a) T. W. Greene and P. G. M. Wuts, *Protective Groups in Organic Synthesis*, 3rd ed., Wiley, New York, 1999, pp. 503 – 550; (b) P. Adams and F. A. Baron, *Chem. Rev.* 1965, **65**, 567.
- (a) H. Babad and A. G. Zeiler, *Chem. Rev.* 1973, **73**, 75; (b) D. Chaturvedi, N. Mishra and V. Mishra, *Curr. Org. Synth.* 2007, **4**, 308; (c) R. A. Batey, V. Santhakumar, C. Y. Ishii and S. D. Taylor, *Tetrahedron Lett.* 1998, **39**, 6267.
- D. Chaturvedi, *Tetrahedron* 2012, **68**, 15-45 and references therein.
- (a) F. Shi and Y. Deng, *Chem. Commun.*, 2001, 443; (b) H. Alper and F. W. Hartstock, *J. Chem. Soc., Chem. Commun.*, 1985, 1141; (c) T. W. Leung and B. D. Dombek, *J. Chem. Soc. Chem. Commun.*, 1992, 205; (d) Y. Watanabe, Y. Tsuji and R. Takeuchi, *Bull. Chem. Soc. Jpn.*, 1984, **57**, 3011; (e) F. Paul, *Coord. Chem. Rev.*, 2000, **203**, 269.
- (a) D. B. Dell' Amico, F. Calderazzo, L. Labella, F. Marchetti and G. Pampaloni, *Chem. Rev.*, 2003, **103**, 3857; (b) M. Rohr, C. Geyer, R. Wandeler, M. S. Schneider, E. F. Murphy and A. Baiker, *Green Chem.*, 2001, **3**, 123; (c) R. N. Salvatore, S. I. Shin, A. S. Nagle and K. W. Jung, *J. Org. Chem.* 2001, **66**, 1035; (d) P. Tascetta and E. Dunach, *Chem. Commun.*, 2000, 449.
- (a) E. V. Vinogradova, N. H. Park, B. P. Fors and S. L. Buchwald, *Org. Lett.* 2013, **15**, 1394; (b) E. Kianmehr and M. H. Baghersad, *Adv. Synth. Catal.*, 2011, **353**, 2599; (c) X. Yang, Y. Zhang and D. Ma, *Adv. Synth. Catal.* 2012, **354**, 2443.
- For selected reviews on C-H bond functionalizations, see; (a) K. R. Campos, *Chem. Soc. Rev.*, 2007, **36**, 1069; (b) S. I. Murahashi and D. Zhang, *Chem. Soc. Rev.*, 2008, **37**, 1490; (c) C. J. Li, *Acc. Chem. Res.* 2009, **42**, 335; (d) C. J. Scheuermann, *Chem. Asian J.*, 2010, **5**, 436; (e) C. S. Yeung and V. M. Dong, *Chem. Rev.* 2011, **111**, 1215; (f) C. Liu, H. Zhang, W. Shi and A. Lei, *Chem. Rev.* 2011, **111**, 1780; (g) M. Klussmann and D. Sureshkumar, *Synthesis* 2011, **353**; (h) S. Y. Zhang, F. M. Zhang and Y. Q. Tu, *Chem. Soc. Rev.*, 2011, **40**, 1937; (i) A. E. Wendlandt, A. M. Suess and S. S. Stahl, *Angew. Chem. Int. Ed.*, 2011, **50**, 11062; (j) L. Shi and W. Xia, *Chem. Soc. Rev.*, 2012, **41**, 7687; (k) C. Zhang, C. Tang and N. Jiao, *Chem. Soc. Rev.*, 2012, **41**, 3464; (l) J. Yamaguchi, A. D. Yamaguchi and K. Itami, *Angew. Chem. Int. Ed.*, 2012, **51**, 8960; (m) Y. Xi, H. Yia and A. Lei, *Org. Biomol. Chem.*, 2013, **11**, 2387.
- J. Muzart, *Tetrahedron*, 2009, **65**, 8313–8323, and references therein.
- (a) Z. Liu, J. Chang, S. Chen, E. Shi, Y. Xu and X. Wan, *Angew. Chem., Int. Ed.*, 2012, **51**, 3231; (b) K. Xu, Y. Hu, S. Zhang, Z. Zha and Z. Wang, *Chem. Eur. J.*, 2012, **18**, 9793; (c) T. He, H. Li, P. Li and L. Wang, *Chem. Commun.* 2011, **47**, 8946.
- W. P. Mai, H. H. Wang, Z. C. Li, J. W. Yuan, Y. M. Xiao, L. R. Yang, P. Mao and L. B. Yu, *Chem. Commun.*, 2012, **48**, 10117.
- (a) R. A. Kumar, G. Saidulu, B. Sridhar, S. T. Liu and K. R. Reddy, *J. Org. Chem.* 2013, **78**, 10240; (b) P. S. Kumar, G. S. Kumar, R. A. Kumar, N. V. Reddy and K. R. Reddy, *Eur. J. Org. Chem.*, 2013, 1218; (c) G. S. Kumar, R. A. Kumar, P. S. Kumar, N. V. Reddy, K. V. Kumar, M. L. Kantam, S. Prabhakar and K. R. Reddy, *Chem. Commun.*, 2013, **49**, 6686; (d) G. S. Kumar, B. Pieber, K. R. Reddy and C. O. Kappe, *Chem. Eur. J.*, 2012, **18**, 6124; (e) R. A. Kumar, G. Saidulu, K. R. Prasad, G. S. Kumar, B. Sridhar and K. R. Reddy, *Adv. Synth. Catal.* 2012, **354**, 2985; (f) R. A. Kumar, C. U. Maheswari, S. Ghantasala, C. Jyothi and K. R. Reddy, *Adv. Synth. Catal.*, 2011, **353**, 401; (g) C. U. Maheswari, G. S. Kumar, M. Venkateshwar, R. A. Kumar, M. L. Kantam and K. R. Reddy, *Adv. Synth. Catal.*, 2010, **352**, 341; (h) K. R. Reddy, M. Venkateshwar, C. U. Maheswari and S. Prashanthi, *Synth. Commun.*, 2009, **40**, 186; (i) K. R. Reddy, C. U. Maheswari, M. Venkateshwar and M. L. Kantam, *Eur. J. Org. Chem.* 2008, 3619.
- G. S. Kumar, C. U. Maheswari, R. A. Kumar, M. L. Kantam and K. R. Reddy, *Angew. Chem., Int. Ed.*, 2011, **50**, 11748.
- (a) N. Okamoto, Y. Miwa, H. Minami, K. Takeda and R. Yanada, *Angew. Chem., Int. Ed.*, 2009, **48**, 9693; (b) A. Yoshimura, M. W. Luedtke and V. V. Zhdankin, *J. Org. Chem.* 2012, **77**, 2087; (c) E. Hernandez, J. M. Velez and C. P. Vlaar, *Tetrahedron Lett.*, 2007, **48**, 8972.
- R. Leardini and G. Zanardi, *Synthesis* 1982, 225.
- General procedure for the Synthesis of N-Aryl Carbamates: In a reaction vessel 1 mmol of N-aryl formamide was dissolved in 3 mL of dichloroethane solvent, and slowly added the [Bis(trifluoroacetoxy)iodo]benzene (Oxidant, 1mmol) to the solution with stirring over a period of 2 minutes in the presence of molecular sieves (4Å) under nitrogen atmosphere. Then 5 mmol of alcohol was added to the above reaction mixture and temperature was increased to 60°C and stirred for one hour. The reaction was monitored by thin layer chromatography. After completion of the reaction, the resulting solution was cooled to room temperature. The reaction mixture was then filtered through silica gel bed using ethyl acetate and the filtrate was concentrated under reduced pressure. The residue was purified by column chromatography on silica gel using petroleum ether/ethyl acetate mixtures used as an eluent to afford the corresponding products. The products were confirmed by ¹H, ¹³C NMR, IR and Mass spectroscopic analysis.
- Butyl phenylcarbamate**: (compound **3a**): (Isolated yield = 82%): **IR** cm⁻¹: 3372, 2940, 1725, 1532, 1297, 1078, 745, 632. **¹H NMR** δ (500 MHz, CDCl₃): 7.38 (d, *J*=7.6 Hz, 2H), 7.30 (t, *J*=7.4 Hz, 2H), 7.03 (t, *J*=7.4 Hz, 1H), 6.74 (br, 1H), 4.16 (t, *J*=6.7 Hz, 2H), 1.67-1.61 (m, *J*=7.1 Hz, 2H), 1.43-1.37 (m, *J*=7.6 Hz, 2H), 0.94 (t, *J*=7.4 Hz, 3H). **¹³C NMR** δ (75 MHz, CDCl₃): 153.7, 137.9, 128.9, 123.2, 118.5, 65.0, 30.8, 19.0, 13.6. **MS (ESI)**: *m/z* = 216 (M+Na)⁺, **HRMS**: *m/z* = 216 (M+Na)⁺, **HRMS**: *m/z* calcd for C₁₁H₁₆O₂N (M+H)⁺ = 194.11810, found = 194.11717.