

# Food & Function

Accepted Manuscript



This is an *Accepted Manuscript*, which has been through the Royal Society of Chemistry peer review process and has been accepted for publication.

*Accepted Manuscripts* are published online shortly after acceptance, before technical editing, formatting and proof reading. Using this free service, authors can make their results available to the community, in citable form, before we publish the edited article. We will replace this *Accepted Manuscript* with the edited and formatted *Advance Article* as soon as it is available.

You can find more information about *Accepted Manuscripts* in the [Information for Authors](#).

Please note that technical editing may introduce minor changes to the text and/or graphics, which may alter content. The journal's standard [Terms & Conditions](#) and the [Ethical guidelines](#) still apply. In no event shall the Royal Society of Chemistry be held responsible for any errors or omissions in this *Accepted Manuscript* or any consequences arising from the use of any information it contains.

## ARTICLE

# Edible oleogels based on water soluble food polymers: Preparation, characterization and potential application

Cite this: DOI: 10.1039/x0xx00000x

Received 00th January 2012,  
Accepted 00th January 2012

DOI: 10.1039/x0xx00000x

[www.rsc.org/](http://www.rsc.org/)

Ashok R. Patel,<sup>\*a</sup> Nick Cludts,<sup>a</sup> Mohd Dona Sintang,<sup>a</sup> Ans Lesaffer,<sup>b</sup> and Koen Dewettinck<sup>a</sup>

Oil structuring using food-approved polymers is an emerging strategy and holds significant promise in the area of food and nutrition. In the current study, edible oleogels (containing >97%wt of sunflower oil) were prepared using a combination of water soluble food polymers (methylcellulose and xanthan gum) and further evaluated for a potential application as a shortening alternative. Microstructure studies (including cryo-SEM) and rheology measurements were conducted to gain more insights into the properties of these new type of oleogels. In addition, the functionality of oleogel as a shortening alternative was studied in terms of batter properties and the texture analysis of cakes and compared to the reference batches made using either oil, commercial shortening or cake margarine. Interestingly, while the batter properties (air incorporation, rheology and microstructure) of oleogel batch were more close to the oil batch, the textural properties of cakes were significantly better than oil and resembled more to the cakes prepared using shortening and margarine.

## Introduction

In the past decade or so, the negative effects of saturated and *trans*-fats consumption on human health has been prominently highlighted in several scientific as well as non-scientific (popular press) media.<sup>1,2</sup> Owing to this negative publicity, food manufacturers are feeling pressured to look for alternative strategies to structure lipid-based food products in absence of a significant amount of saturated and *trans*-fats.<sup>1,3</sup> Oleogelation is one such exciting strategy which has been actively researched by food scientists in the past few years.<sup>4</sup> Oleogelation as the name implies, simply means transformation of liquid oil into a 'gel-like' structure with viscoelastic properties.<sup>4,5</sup> Creating structured gels that contain a large amount of edible liquid oil (usually above 90%wt) opens up new possibilities of replacing harmful saturated fats with unsaturated fats, resulting in food products that have a relatively better nutritional profile.<sup>4-9</sup>

However, though very promising, oleogelation has a major limitation in terms of the available food-approved structurant that can be used for gelling liquid oils. Of all the known structurants (waxes, phytosterols-sterol esters, food emulsifiers, resins etc.),<sup>9-11</sup> polymers appear to be the most promising candidates<sup>12</sup> but most food-approved polymers are inherently hydrophilic in nature and thus, they cannot be dispersed easily in oil to achieve the necessary structure/network formation

required for gelation.<sup>7</sup> Therefore, if we could find a way to introduce these water soluble polymers in oil and drive the subsequent network formation, the polymer oleogelation could be used to revolutionize the way lipid-based food products are formulated.

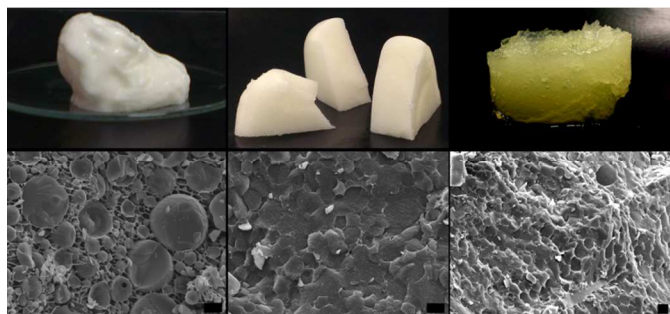
In this study, we introduce a novel way of utilizing water soluble food polymers to create oleogels containing a high concentration of edible liquid oil (> 97%wt). The method relies on an indirect approach and includes a two-step process of first fabricating a concentrated oil in water emulsion stabilized by a combination of water soluble food polymers (methylcellulose, MC and xanthan gum, XG) followed by the complete removal of water phase to drive the structure formation where oil droplets are tightly packed in the polysaccharide network. The dried products were sheared into oleogels that showed interesting rheological properties and were further evaluated as shortening alternative to ascertain their functionality for potential edible applications.

Some of the previous work that reports on using food polymers for oil gelation includes ethylcellulose-based oleogels,<sup>13</sup> protein-templated oil gels<sup>14,15</sup> and Pickering emulsion-based oil gels.<sup>16</sup> Unlike the above mentioned work, our current approach does not require surfactants, a very high temperature processing, protein cross-linking or fabrication of colloidal particles. The drying of emulsions in the current work was

carried out in the heating oven which can be considered as the main energy intensive step but other popular industrial method-spray-drying can also be easily applied because the emulsion shows a strong shear-thinning behaviour due to the presence of XG in the continuous water phase.

## Results & Discussion

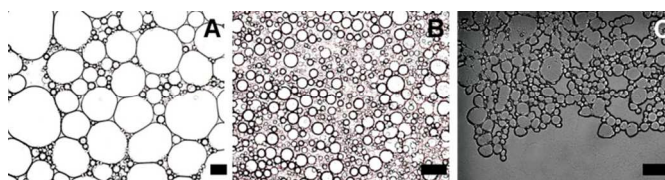
Representative pictures of the appearance and the microstructure of emulsion, dried product and oleogel are shown in **Fig. 1**. As indicated from the cryo-SEM images (taken after freeze fracture followed by sublimation), the oil droplets are distributed evenly in the network of polymer constituting the bulk phase. On removal of water, the oil droplets seem to draw close to each other, acquiring a microstructure akin to high internal phase emulsions or foams where the dispersed phase units are tightly packed together with prominent interfacial boundaries. This structure of dried product also confirms that the presence of polymers at the interface and in the bulk phase prevented the coalescence of droplets on complete removal of water. The intact nature of oil droplets was also retained in the sheared oleogels and this unique microstructure is responsible for the viscoelastic properties of these samples.




**Figure 1.** From left to right: Photographs of emulsion containing 60%wt sunflower oil stabilized by 0.8%wt MC and 0.6%wt XG; dried product containing >97%wt liquid oil obtained after complete removal of water and oleogel prepared by shearing the dried product. Cryo-SEM images of respective samples are provided beneath the photographs (scale bars = 10 $\mu$ m).

Both MC (E464) and XG (E415) are food-approved, edible materials used primarily as stabilizing and thickening agents respectively.<sup>17</sup> While XG is obtained naturally as a fermentation product of certain bacterial strains, MC is synthesized chemically by substituting some hydroxyl groups on natural cellulose by hydrophobic methoxy groups.<sup>17</sup> Due to the presence of hydrophobic moieties, MC displays surface activity and hence is used for stabilization of colloidal dispersions such as emulsions and foams.<sup>18</sup> XG on the other hand, is non-surface active but can still aid in colloid stabilization (when used along with a surface active stabilizer) by prolonging the kinetic stability through bulk phase viscosity enhancement.<sup>19, 20</sup> For our work, 60%wt oil in water emulsions were prepared using only MC, only XG and a combination of MC-XG as stabilizers. As expected, emulsion stabilized by XG showed instant phase separation while the emulsion stabilized

by MC had large droplet sizes (**Fig. 2a** and **Fig. 4a**) suggesting that these components did not have sufficient functionality to stabilize concentrated emulsions. However, when the combination of MC-XG was used as stabilizers, the resultant emulsions had finer droplets with a better droplet size distribution profiles (**Fig. 2b** and **Fig. 4a**). The emulsion stabilized with the combination of MC-XG were also stable to drying (**Fig. 2c**) as indicated from the absence of coalescence of oil droplets on removal of water. The prevention of coalescence could be attributed to the well-structured interface of polysaccharides (**Fig. 3**) around the droplets that provide the necessary physical barrier, minimizing internal contacts among the oil droplets when the continuous water phase is evaporated.



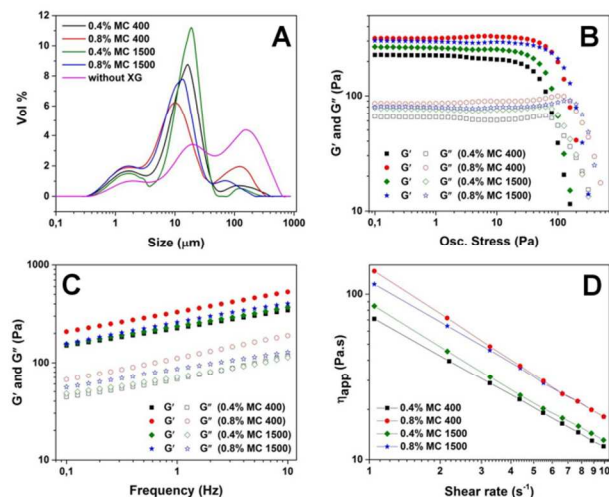
**Figure 2.** A) and B) Optical microscopy images of emulsions containing 60%wt sunflower oil stabilized by MC alone and MC-XG as stabilizer respectively; C) microscopy image of emulsion sample dried on a microscopy slide for 32 hours at 80°C to completely remove the water phase (scale bars for all three images = 50 $\mu$ m).



**Figure 3.** Cryo-SEM image of 60%wt oil in water emulsion stabilized using MC-XG combination, the sample was freeze-fractured and subjected to sublimation to remove the water phase. The solid oil droplets are clearly seen covered by well-formed interfaces (indicated by red arrows). These structured interfaces are responsible for preventing coalescence of oil droplets when the emulsions are dried at high temperatures resulting in a dried product with oil droplets closely packed together. (scale bar = 10 $\mu$ m).

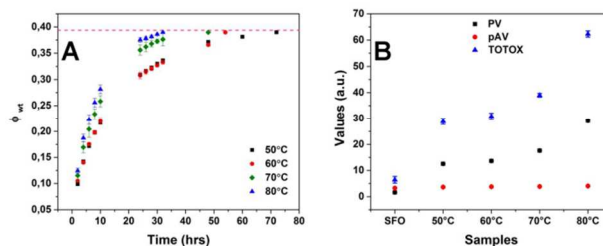
The rheological properties of emulsions prior to drying were evaluated to study the influence of polymer concentration on the overall consistency of emulsions. Batches of emulsions were prepared by varying the XG concentration at a constant MC concentration and vice versa. Variation in XG concentration did not have any significant effect on the rheology but the MC type and concentrations used for emulsion preparation did show a prominent effect. Emulsions prepared at concentrations below 0.4%wt of MC (irrespective of the

viscosity grade), showed phase separation on drying. On the other hand, concentration above 0.8%wt of MC was practically not feasible to incorporate in the emulsion due to the difficulty in hydrating high concentration of MC while preparing the stock solutions. Among the viscosity grades of MC tried in this work (MC 15, MC 400, MC 1500 and MC 4000), while MC 4000 formed a very viscous solution making it very difficult to incorporate it even at 0.4%wt in the emulsion, the MC 15 stabilized emulsions released oil on drying. Hence, the rest of the investigation was continued only with MC 400 and MC 1500. Data from the rheological characterization of emulsions prepared at a constant XG concentration (0.6%wt) and varying MC type at two different concentrations (0.4 and 0.8%wt) are shown in **Fig. 4b, c & d**. For both MC 400 and 1500, the higher concentration (0.8%wt) resulted in a better structure compared to the lower concentration (0.4%wt) as suggested by a wider region of linear response (also known as linear viscoelastic region, LVR) to applied sinusoidal stress, a higher critical stress value, higher elastic modulus over entire frequency range and higher apparent viscosity values.<sup>21</sup> It is also interesting to note that the emulsion prepared at 0.8%wt of lower viscosity grade (MC 400) unexpectedly showed a better overall consistency compared to 0.8%wt of MC 1500. A plausible reason for this observation could be attributed to the hydration effect: the functionality of polymer is strongly determined by the degree and completeness of its hydration in the aqueous medium,<sup>20</sup> and it can be assumed that when a higher concentration is used, a lower viscosity grade polymer (MC 400) is likely to be better hydrated than the higher viscosity grade (MC 1500) and hence would have a comparatively higher contribution towards the overall rheology of emulsions. Moreover, the effect of better hydration of MC400 at high concentration on emulsify properties is also reflected from the droplet size distribution curves (**Fig. 4a**).



**Figure 4.** A) Droplet size distribution curves for 60%wt oil in water emulsions prepared using 2 different grades of MC (400 and 1500cps) at 0.4 and 0.8%wt concentration, the level of XG was kept constant at 0.6%wt in these emulsions. For comparison, emulsion stabilized only with 0.8%wt MC 400 (without XG) was also characterized for droplet size distribution; B) & C) Rheological data from

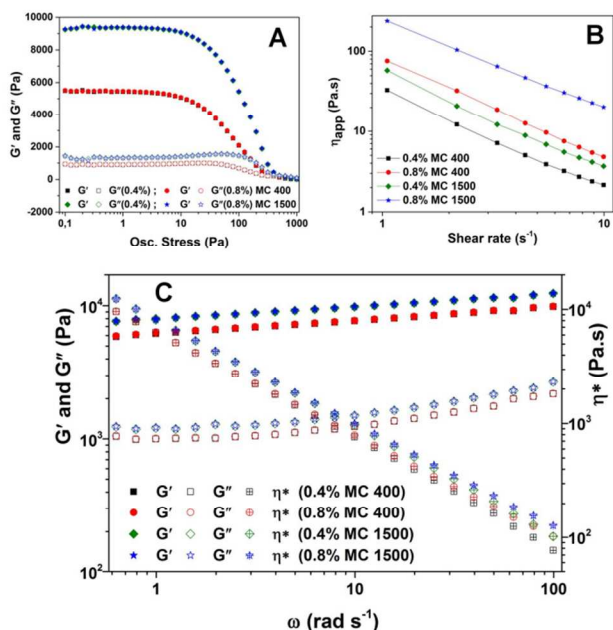
oscillatory measurements plotted as elastic and viscous moduli ( $G'$  and  $G''$ ) versus oscillatory stress and frequency respectively and D) Log-log plots of apparent viscosity ( $\eta_{app}$ ) versus shear rate obtained from flow measurements done on emulsion samples prepared at 2 different concentrations of MC 400 and 1500 while keeping the XG concentration constant at 0.6%wt.



**Figure 5.** A) Drying of emulsion sample followed in terms of the fraction weight loss ( $\phi_{wt}$ ) as a function of drying time at different temperatures; (B) Test parameters (PV, pAV and TOTOX) for sunflower oil (SFO) and structured oil samples obtained by drying the emulsion at different temperatures. In figure 5b, the units for PV and pAV are meq/kg and mmol/kg respectively.

The drying of the samples in the oven was followed at 4 different temperatures 50, 60, 70 and 80°C by recording the fraction weight loss periodically until a constant weight was obtained. As seen from **Fig. 5a**, the time required for complete drying of emulsion (fraction weight loss,  $\phi_{wt} \sim 0.39$ ) ranged from 32 hours at 80°C to 72 hours at 50°C. The effect of drying on the oxidative deterioration of oil was studied by comparing the peroxide value (PV), *p*-anisidine value (pAV) and total oxidation (TOTOX) as shown in **Fig. 5b**. As expected, the drying temperatures had an effect on the stability of oil with exposure to high temperature (80°C) for lesser time showing more deterioration than exposure to relatively lower temperatures (50 and 60°C) for longer time. Since, rancidity of oil is difficult to define through a single test, usually a combination of results from different tests is used as indicators for oxidative stability of oils.<sup>22</sup> The PV is the most common parameter used for characterizing the oxidative state of oils, PV of fresh oils are usually much less than 10meq/kg ( $\leq 1\text{meq/kg}$ ) and a rancid taste is perceivable when the value is between 30-40meq/kg.<sup>23-25</sup> Though, a PV of above 10meq/kg indicates oil to be in a high oxidation state, the upper limit for acceptance of vegetable oils is 15-20meq/kg in general.<sup>26-29</sup> As seen from the graph in **Fig. 5b**, except for sample dried at 80°C, all the other samples were below the upper limit of acceptance (PV < 20meq/kg). The *p*-anisidine value gives an indication of the secondary oxidation and usually PV < 10mmol/kg ensures the oil is of acceptable quality.<sup>29, 30</sup> Samples dried at all 4 temperatures showed a low pAV (< 5mmol/kg) which was comparable to the value of reference sunflower oil suggesting no effect of drying process on the secondary oxidation (decomposition of peroxides to aldehydes), which also explains the absence of any rancid odour in the dried samples. However, based on PV, all the dried samples can be regarded as in the high oxidation state and most susceptible to undergo oxidation over time. Thus, for future work, we will investigate the incorporation of some antioxidants to minimize the deteriorating effect of drying temperatures on oil quality. It is

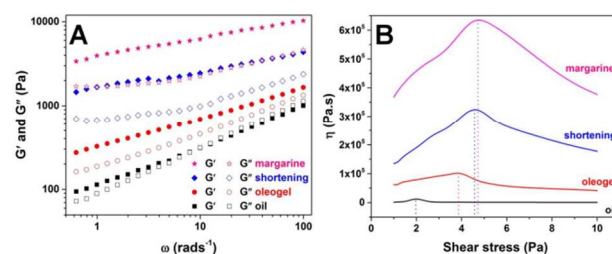
interesting to note here that all the emulsion samples showed a very strong shear-thinning behaviour (Fig. 4d), hence, we believe that in addition to the incorporation of antioxidants, spray drying could also be used as an alternative drying technique (to minimize oil deterioration) even though these emulsions have a rather high viscosity at rest.



**Figure 6.** Data from amplitude stress sweeps (A) flow measurements (B) and frequency sweeps (C) carried out on oleogel samples prepared from emulsion stabilized by MC 400 and 1500 at two different concentrations (0.4 and 0.8%wt).

The dried product was then sheared into oleogels and characterized further to gain an insight into their rheological properties. The microstructure of the sample was retained after shearing as seen from cryo-SEM images where clusters of packed droplets were seen scattered in the oil continuous phase (reported elsewhere).<sup>31</sup> It is important to note here that the collapse of the structure depends on the shearing time, at longer shearing times (5 minutes and above), a significant leakage of oil was observed. The shearing time of 30 seconds at 11,000 rpm was selected in the current work to enable conversion of dried soft solids into gel-like material without significant collapse of the packed oil droplet structure. Fig. 6 shows the rheological data obtained from oscillatory and flow measurements conducted on oleogels prepared from emulsions stabilized by MC 400 and MC 1500 at two different concentrations (0.4 and 0.8%wt). It should be noted that these concentrations refer to the initial concentration of MC present in the emulsion, after complete removal of water, the concentration of MC should be approximately 0.65 and 1.30%wt (please refer to Table 1 in experimental section). However, the concentrations of MC in oleogels are refer to as 0.4 and 0.8%wt in Fig. 6 to enable an easy comparison with the rheological data presented before for emulsions in Fig. 4. It is quite clear from the graph of amplitude and frequency sweeps (Fig. 6a & c) that while the grade of MC had a distinct

influence on the rheological properties of oleogels, the difference in the concentration for same grade of MC had no apparent effect on the viscoelastic properties of oleogels (as suggested by overlapping curves). This is unlike what we observed in case of emulsions (as discussed above) where the effect of the concentration of MC was prominently seen. The ‘solid-like’ behaviour of all four oleogels is confirmed from  $G'$  values which were much higher than the corresponding  $G''$  values. Moreover, in both cases, the phase angle was below 10degrees in the LVR region (data not shown) suggesting an in-phase response to the applied sinusoidal stress which is a characteristic of viscoelastic solids.<sup>32</sup> The higher viscosity grade-MC 1500 gave a much stronger gel compared to MC 400 as indicated from the average values of elastic modulus in LVR ( $G'_{LVR}$  for MC 1500 and MC 400 were  $\sim 9275$  and  $5350$ Pa respectively). The  $G'$  and  $G''$  values also showed a low frequency dependence (as suggested from Fig. 6c) confirming the strong gel strength of the samples. The inverse proportional relationship of complex viscosity ( $\eta^*$ ) with the increasing angular frequency ( $\omega$ ) and  $G'$  being greater than  $G''$  over entire the frequency range are all characteristics of strong gels.<sup>33, 34</sup> Moreover, the absence of a cross-over point ( $G' = G''$ ) even at high frequency values confirms that the oleogel samples doesn't show a gel to sol transformation even at an increased rate of deformation. All the oleogel samples showed a very strong shear-thinning behaviour<sup>35</sup> as clearly seen from the log-log plot shown in Fig. 6b. It is interesting to note that even though the viscosity decreases progressively with the increasing shear rate, the viscosity of the sample with the weakest gel structure (i.e. oleogel prepared from emulsion stabilized by 0.4%wt of MC 400) is significantly higher than the viscosity of sunflower oil ( $\sim 0.05$ Pa.s)<sup>36</sup> even at the end of the flow measurement (at  $10$ s<sup>-1</sup>). Hence, confirming that there is no gel-sol transformation under applied force probably due to the well-structured interface covering the oil droplets.



**Figure 7.** Plots of A)  $G'$  and  $G''$  against angular frequency and B) viscosity versus shear stress for cake batters prepared using cake margarine, shortening, oleogel and oil. The yield stress for the batter samples are highlighted using dotted lines.

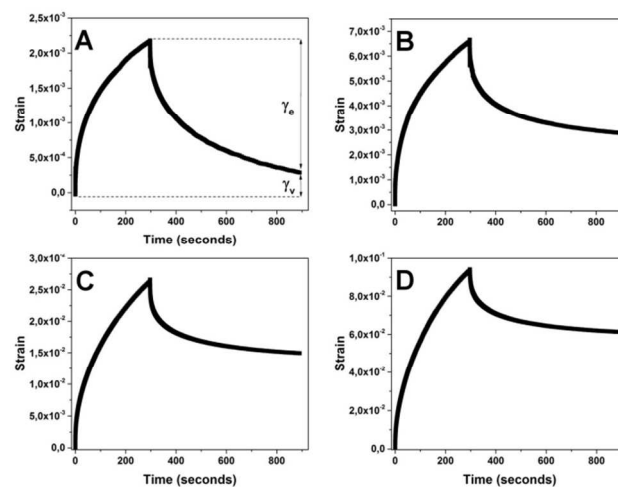
To test the functionality of the oleogel, cake trials were conducted where the oleogel was used as a shortening alternative and compared with other cake batches prepared using oil, commercial shortening and cake margarine. Batter properties of these batches were studied in terms of air incorporation (density and microstructure) and rheology (oscillatory, flow and creep recovery measurements). In

addition, the texture analysis was also carried out on the final cake products.

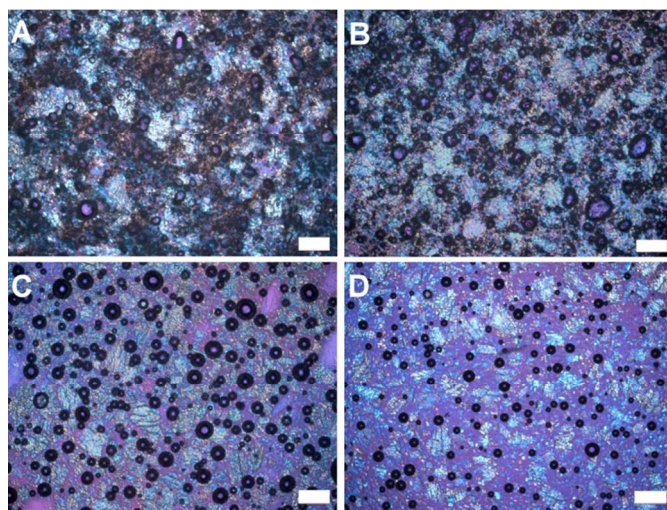
The batters with cake margarine and shortening were well-structured compared to the runny batters prepared with oil and oleogel as also confirmed from the curves of frequency sweeps shown in **Fig. 7a**. The margarine and shortening batters had the strongest structure (higher  $G'$  at lower frequency, bigger difference between  $G'$  and  $G''$  and a smaller slope of the curve)<sup>37</sup> as compared to both oleogel and oil batters where the initial  $G'$  values were much lower ( $\sim 275$  and  $\sim 95$  Pa respectively). In addition, the response of oleogel and oil batters showed a strong frequency dependence as indicated by the steeper curves with positive slopes. In case of oil batter, a prominent crossover ( $G' = G''$ ) point is even seen at  $10\text{rads}^{-1}$  confirming the transformation to sol state at higher rate of deformation. The difference in the rheology of batters can also be seen from the curves of the stress ramps (**Fig. 7b**). While, the oil batter showed a low value of yield stress (1.99Pa), oleogel, shortening and margarine batters had relatively higher yield stress values (3.98, 4.64 and 4.81Pa respectively). Based on the yield stress and initial viscosity values in the stress ramps and the interpretation of frequency curves, the overall consistency of batters can be sequenced from strongest to weakest as follows: margarine > shortening > oleogel > oil. The reason for a better consistency of margarine batter compared to shortening batter can be attributed to the presence of water which probably contributes to the wetting and subsequent binding of flour solids. The batter properties were also compared by studying the viscoelasticity of batters through creep-recovery test (**Fig. 8**). Viscoelastic samples are defined by their characteristic response to a constant stress which is called as creep (and refers to the slow progressive deformation or increase in strain over time at constant stress) and when the load or stress is removed, the material exhibits recovery or progressive decrease of deformation (strain).<sup>37</sup> The extent to which the strain recovers on removal of stress gives an indication about the elastic ( $\gamma_e$ ) and viscous ( $\gamma_v$ ) portions of the viscoelastic behaviour corresponding to the solid and liquid-like properties of the samples.<sup>38</sup> Margarine batter showed the highest recovery of strain ( $\gamma_e = 86.5\%$ ) among all the samples while the oil batter showed the least recovery with  $\gamma_e = 35\%$  indicating a clear difference in the consistency of two batters. The recoverable strain in case of both shortening and oleogel (56.3 and 43.3 % respectively) was much lower than margarine batter implying the importance of the presence of water (in addition to structured oil) in building up the consistency of cake batter.<sup>39</sup>

The difference in the microstructure of cake batters as seen under the polarized light microscope is shown in **Fig. 9**. The most prominent difference that can be noticed from this images are as follows: a) the presence of air bubbles: the oil batter (**Fig 9d**) showed least air incorporation compared to the other 3 batters which is also reflected in the values of batter densities (0.78, 0.84, 0.92 and 1.08g/ml for margarine, shortening, oleogel and oil batters respectively). The stabilization of air bubbles in margarine and shortening samples can be attributed

partially to the presence of emulsifiers; b) the images get less dense and the batter solids (starch granules and sugar crystals) get more spaced-out as we move from A to D, the dense appearance of images is an indication of the structured oil systems forming a network in the matrix that stabilizes the particulate interactions as well as the incorporated air bubbles and c) the presence of fat crystals (seen as brownish-red due to the wavelength filter used in PLM) is found only in margarine and shortening batter as expected.



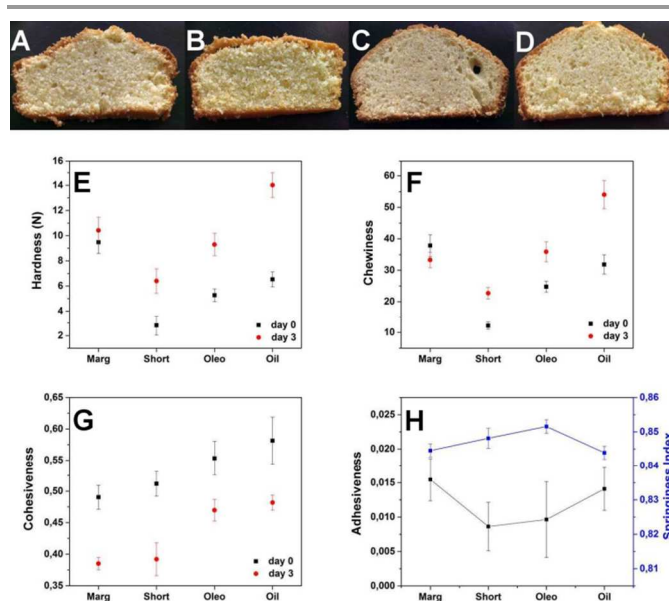
**Figure 8.** Creep-recovery plots for cake batters prepared using margarine (A), shortening (B), oleogel (C) and oil (D). Recoverable ( $\gamma_e$ ) and non-recoverable strains ( $\gamma_v$ ) corresponding to the elastic and viscous portion of viscoelastic behaviour are indicated in graph A.



**Figure 9.** Polarized light microscopy (PLM) images of cake batters prepared using margarine (A), shortening (B), oleogel (C) and oil (D). Scale bars =  $200\mu\text{m}$ .

The final cake products (photographs shown in **Fig. 10**) were subjected to texture profile analysis test (TPA test) to compare their properties. Generally, it is possible to obtain good cakes with using just oil however, the main problem with such cakes is the loss of 'freshness' or quality over storage. Hence, in the current study, cake samples were evaluated using TPA test on the day of preparation (day 0) as well as after 2 days of storage

at room temperature (day 3). The textural parameters such as hardness, chewiness, cohesiveness, adhesiveness and springiness index were compared for 4 cake batches to understand the properties of cakes and how they change over storage. In case of hardness and chewiness, the margarine cake gave best results showing no significant changes over storage, all other cake samples showed a significant increase in both the hardness as well as the chewiness (Fig. 10e & f). However, the oleogel sample showed comparable results to shortening sample and a significant improvement when compared to oil sample. The increase in the hardness and chewiness results from the crosslinking of the gluten network over storage and the structured oil systems (plastic margarine and shortening) usually prevent this by forming a physical barrier.<sup>40</sup> The comparatively better functionality of oleogel over oil does suggest that the structuring in oleogel does help in preventing the crosslinking over just oil. Cohesiveness has been defined as the strength of the internal bonds making up the product<sup>41</sup> (in terms of sensorial property it is the amount of deformation the sample undergoes before rupture when biting completely through the sample),<sup>42</sup> as seen from Fig. 10g, all the cake samples showed a decrease in the cohesiveness over storage. The decrease in the cohesiveness thus indicates an increase in the brittleness of the cake sample. The margarine and shortening cakes showed a higher drop in cohesiveness compared to oleogel and oil cakes. The reason for this observation could be attributed to the post crystallization and crystal aggregation occurring in margarine and shortening cakes due to the widely fluctuating temperatures during baking,<sup>43</sup> this crystalline phase change may lead to a decrease in the inter-particulate interactions in the cake matrix over time. The difference in the adhesiveness (negative work done to pull the plunger out of the sample)<sup>44</sup> and springiness index (defined as the extent to which the sample returns to its original size after first compression)<sup>45</sup> were non-significant among the studied samples (Fig. 10h) and hence could not be compared. The results from the tests done on batters and cakes can be summarized as follows: a) the air incorporation in oleogel batter was higher than oil batter but lower than margarine and shortening batters possibly because of the absence of emulsifiers as well as fat crystals in oleogel; b) batters for oleogel and oil were more runny and flowed easily under applied force as compared to margarine and shortening batter, this considerable fluidity of batters could be considered to be an advantage in terms of ease of handling;<sup>43</sup> c) the flour solids (starch granules and sugar crystals) were more spaced-out in the oil batter due to the dilution by liquid oil whereas the margarine and shortening batters had a much dense appearance due to the presence of crystalline phase; d) the hardness and chewiness properties of oleogel cakes over storage was significantly better than oil and comparable to shortening cakes indicating that structured oil does help in minimizing crosslinking of gluten network compared to liquid oil and e) the oleogel cakes showed least drop in the cohesiveness over storage retaining their soft, pliant structure and consequently a decrease in the crumb formation.



**Figure 10.** A, B, C & D) Cake products from batters prepared using margarine (Marg), shortening (Short), oleogel (Oleo) and oil respectively; E, F, G) Textural parameters- hardness, chewiness and cohesiveness of cakes measured on the day of preparation and after 2 days of storage for 4 cake batches and H) Adhesiveness and Springiness Index for 4 cake batches measured on the day of preparation.

## Experimental

### Materials

Methyl Cellulose (MC 15, 400, 1500 and 4000cps) samples were received as generous gifts from Harke FoodTech., Germany. Xanthan gum (Satiagine CX 931) was received as gift sample from Cargill R&D Vilvoorde, Belgium. Sunflower oil, commercial shortening and cake margarine was received as gift sample from Vandemoortele R&D Izegem, Belgium. Flour, sugar, baking powder and eggs were purchased from local supermarket. Distilled water was used for all the experiments.

### Preparation of emulsions and oleogels

Stock solutions of MC and XG were prepared by weighing accurate amount of polymer powders in distilled water. Water continuous emulsions (100 gm) were then prepared by first dispersing oil in MC solution using a high energy dispersing unit (Ultraturrax®, IKA®-Werke GmbH & Co. KG, Germany) at 11,000rpm followed by the addition of XG solution at once under continuous shearing. The drying of the emulsion samples was carried out using high temperature drying in a heating oven (at temperatures 50 - 80°C), the drying process was monitored by measuring the weight loss over the time and stopped when a constant weight was obtained. To prepare oleogel, the dried product was sheared very briefly (30 seconds) using Ultraturrax® at 11,000rpm.

Table 1: Composition of emulsions and oleogels

Sample name	Oil (gm)	Cellulose derivative (gm)	XG (gm)	Water (gm)

Emulsions				
MC 400 0.4 %wt	60	0.4 of MC 400	0.6	39
MC 400 0.8 %wt	60	0.8 of MC 400	0.6	38.6
MC 1500 0.4 %wt	60	0.4 of MC 1500	0.6	39
MC 1500 0.8 %wt	60	0.8 of MC 1500	0.6	38.6
Dried products and oleogels				
Sample name	Oil (%wt)	Cellulose derivative (%wt)	Xanthan gum (%wt)	
MC 400 0.4 %wt	98.37	0.65 of MC 400	0.98	
MC 400 0.8 %wt	97.73	1.30 of MC 400	0.97	
MC 1500 0.4 %wt	98.37	0.65 of MC 1500	0.98	
MC 1500 0.8 %wt	97.73	1.30 of MC 1500	0.97	

### Microstructure studies

Optical and cryo-scanning electron microscopy was utilized to study the microstructure of the samples. Optical microscopy (under normal and polarized light) was done on Leica DM2500 microscope (Leica Microsystems, Belgium). For cryo-SEM, samples were placed in the slots of a stub, plunge-frozen in liquid nitrogen and transferred into the cryo-preparation chamber (PP3010T Cryo-SEM Preparation System, Quorum Technologies, UK) where they were freeze-fractured and subsequently sputter-coated with Pt and examined in a JEOL JSM 7100F SEM (JEOL Ltd, Tokyo, Japan). The emulsion sample was also subjected to 20 minutes of sublimation following the freeze fracture to get rid of water phase.

### Droplet size measurements

The droplet size (volume weighted mean,  $d_{4,3}$ ) of the emulsion samples were measured using Master sizer (Malvern Instruments Ltd, UK) after appropriate dilution. All measurements were carried out at 20 °C and the results reported are average of three readings.

### Rheological measurements

The rheological measurements were carried out on an advanced rheometer AR 2000ex (TA Instruments, USA) equipped with a Peltier system for temperature control. A parallel plate cross-hatched geometry of diameter 40mm was used and the geometry gap was set at 1000 $\mu$ m. A range of experiments including the amplitude sweeps (stress = 0.1-1000Pa, frequency = 1Hz), frequency sweeps (0.1-10Hz for emulsions and 0.5-100rads<sup>-1</sup> for oleogels, oscillatory stress = 2Pa) were carried out at 5°C. For flow measurements, samples were subjected to increasing shear rates (1 and 10s<sup>-1</sup>) at 5°C. Frequency sweeps (05-100 rads<sup>-1</sup>, oscillatory stress = 1Pa), stress ramp and creep recovery tests for cake batters were carried at 20°C. Creep recovery tests were carried out by subjecting the samples to a

constant stress (below the yield stress) for 5 minutes followed by 10 minutes of recovery by decreasing the stress to zero.

### Stability of oil

To evaluate the effect of drying on the oil stability, peroxide, *p*-anisidine and total oxidation values of oil in the oleogel samples was compared with sunflower oil (SFO) as the reference using AOCS official methods.<sup>46</sup> Peroxide value was determined using the acetic acid–isooctane method, the method determines the milliequivalent of peroxide per kg of sample that oxidizes potassium iodide under the test conditions. *p*-anisidine value determines the amount of aldehydes (products of secondary oxidation) that reacts with *p*-anisidine under the test conditions. Total oxidation was calculated using above values through the following equation (TOTOX = 2 x PV + *p*AV).

### Preparation of cakes

In order to evaluate the potential application of oleogel as a shortening alternative, classic 4/4 sponge cakes were prepared using 300g wheat flour, 13g baking powder, 300g liquid whole egg, 300g sugar and 300g of fat as cake margarine, shortening, oleogel (prepared from emulsion stabilized using 0.8%wt MC1500) or oil. The oil, oleogel and shortening were used at levels to match the fat content in margarine. The cake batter was prepared by mixing these ingredients in Kitchen Aid® mixer followed by baking at 175 °C for 35 minutes. For density measurements, batter samples filled in a glass cylinders with known volume were accurately weighed in triplicates.

### Characterization of cakes – texture analysis

The baked cakes were subjected to texture profile analysis (TPA) test on a texture analyser (Instron Model 5942, USA). TPA was carried out by first preparing cubes with a size of 2cm from the centre of cakes. These cubes were then subjected to a 2 step compression using a cylindrical probe of 6cm diameter at a speed of 10mm/min. In the first cycle, the sample was compressed to 50% of its height (50% strain) followed by removal of load through upward movement of the probe. The whole cycle was repeated in step 2. The measured force during these 2 cycles as a function of time was plotted to get a TPA curve. Measurements were done on 10 replicates of each samples. The mean and SD values of each parameter were statistically analysed.

### Statistical analysis

Data from texture analysis were compared using statistical analysis. One-way ANOVA was used on the data to establish statistical significance in the differences observed.

### Conclusions

In conclusion, a new method for structuring liquid oil using food polysaccharides was successfully demonstrated. The structuring of oil results from the interesting microstructure wherein the oil droplets are tightly packed together in the



matrix of polymers. The structured interface prevents the coalescence of oil droplets when the water phase is removed through drying. The oleogels showed a high gel strength and a strong shear-thinning flow behaviour. The functionality of oleogel as shortening alternatives was studied by comparing the batter as well as cake properties and based on the rheological and texture measurement results, the functionality of oleogel was significantly better than oil and comparable to commercial shortening and in some cases to the margarine sample. The promising results of these new type of oleogels warrants further studies including: the oil deterioration control on drying through addition of anti-oxidants, suitability of spray drying as an alternative drying process and incorporation of suitable emulsifiers to enhance the functionality of oleogel as a shortening alternative.

### Acknowledgements

This research is supported by the Marie Curie Career Integration Grant (Project: SAT-FAT-FREE) within the 7th European Community Framework Programme.

### Notes and references

<sup>a</sup> Vandemoortele Centre 'Lipid Science & Technology', Lab. of Food Tech. & Engg., Faculty of Bioscience Engg., Ghent University, Coupure Links 653, 9000 Gent, Belgium.

<sup>b</sup> Vandemoortele R &D Izegem, Prins Albertlaan 79, 8870 Izegem, Belgium.

† Electronic Supplementary Information (ESI) available: [details of any supplementary information available should be included here]. See DOI: 10.1039/b000000x/

- A. G. Marangoni and N. Garti, *Edible oleogels: Structure and health implications*, AOCS Press, Urbana, Illinois, 2011.
- G. R. List, D. Kritchevsky and W. M. N. Ratnayake, *Trans Fats in Foods*, AOCS Press, 2007.
- G. R. L. Dharma R. Kodali, *Trans Fats Alternatives*, AOCS Press, USA, 2005.
- E. D. Co and A. G. Marangoni, *J Am Oil Chem Soc*, 2012, **89**, 749-780.
- M. A. Rogers, A. J. Wright and A. G. Marangoni, *Soft Matter*, 2009, **5**, 1594-1596.
- A. R. Patel, P. S. Rajarethinem, A. Gredowska, O. Turhan, A. Lesaffer, W. H. De Vos, D. Van de Walle and K. Dewettinck, *Food & Function*, 2014, **5**, 645-652.
- A. R. Patel, D. Schatteman, A. Lesaffer and K. Dewettinck, *RSC Advances*, 2013, **3**, 22900-22903.
- A. R. Patel, D. Schatteman, W. H. D. Vos and K. Dewettinck, *RSC Advances*, 2013, **3**, 5324-5327.
- M. Perneti, K. F. van Malssen, E. Flöter and A. Bot, *Curr. Opin. Colloid Interf. Sci.*, 2007, **12**, 221-231.
- L. S. K. Dassanayake, D. R. Kodali and S. Ueno, *Current Opinion in Colloid & Interface Science*, 2011, **16**, 432-439.
- A. R. Patel, D. Schatteman, W. H. De Vos, A. Lesaffer and K. Dewettinck, *Journal of Colloid and Interface Science*, 2013, **411**, 114-121.
- US Pat.*, WO2010143066, 2010.
- A. J. Gravelle, S. Barbut and A. G. Marangoni, *Food Research International*, 2012, **48**, 578-583.
- R. Mazzenga, in *Edible Oleogels: Structure and Health Implications*, eds. A. G. Marangoni and N. Garti, AOCS Press, Urbana Illinois, 2011, pp. 271-294.
- R. Mezzenga and S. Ulrich, *Langmuir*, 2010, **26**, 16658-16661.
- Z.-M. Gao, X.-Q. Yang, N.-N. Wu, L.-J. Wang, J.-M. Wang, J. Guo and S.-W. Yin, *Journal of Agricultural and Food Chemistry*, 2014, **62**, 2672-2678.
- Food Polysaccharides and Their Applications*, CRC Press, FL, USA, 2006.
- T. Shibata, in *Renewable Resources for Functional Polymers and Biomaterials: Polysaccharides, Proteins and Polyesters*, The Royal Society of Chemistry, 2011, pp. 48-87.
- Food Emulsifiers and Their Applications*, Chapman & Hall, New York, USA, 1997.
- Functional Properties of Food Macromolecules*, Aspen Publishers Inc., Maryland, USA, 1998.
- Rheology: Concepts, Methods and Applications*, Chemtech Publishing, Toronto, Canada, 2006.
- J. C. Allen and R. J. Hamilton, *Rancidity in Foods*, Springer, 1994.
- C. H. Lea, *Rancidity in Edible Fats*, Chemical publishing Company, Incorporated, 1939.
- Chemistry and Technology of Oils & Fats*, Allied Publishers Pvt Ltd, 2003.
- R. Steele, *Understanding and Measuring the Shelf-life of Food*, CRC Press, 2004.
- S. Gómez-Alonso, V. Mancebo-Campos, M. Desamparados Salvador and G. Fregapane, *European Journal of Lipid Science and Technology*, 2004, **106**, 369-375.
- D. Moigradean, M.-A. Poiana and I. Gogoasa, *Journal of Agroalimentary Processes and Technologies* 2012, **18**, 272-276.
- G. Nagaraj, *Oilseeds: Properties, Products, Processing and Procedures*, New India Publishing Agency, 2009.
- S. O'Keefe and O. Pike, in *Food Analysis*, ed. S. S. Nielsen, Springer US, 2010, ch. 14, pp. 239-260.
- J. W. Pamela, in *Methods to Access Quality and Stability of Oils and Fat-Containing Foods*, AOCS Publishing, 1995.
- A. R. Patel, N. Cludts, M. D. Bin Sintang, B. Lewille, A. Lesaffer and K. Dewettinck, *ChemPhysChem*, DOI: 10.1002/cphc.201402473, 2014.
- in *Rheology for Chemists: An Introduction*, eds. J. W. Goodwin and R. W. Hughes, The Royal Society of Chemistry, 2000, pp. 213-285.
- Springer Handbook of Experimental Fluid Mechanics*, Springer-Verlag, Berlin, Germany, 2007.
- J. W. Goodwin and R. W. Hughes, in *Rheology for Chemists: An Introduction* The Royal Society of Chemistry, 2008, pp. 135-193.
- in *Rheology Series*, eds. J. F. H. H.A. Barnes and K. Walters, Elsevier, 1989, vol. Volume 3, pp. 11-35.
- H. Yalcin, O. S. Toker and M. Dogan, *Journal of Oleo Science*, 2012, **61**, 181-187.

## Journal Name

37. *The Rheology Handbook: For Users of Rotational and Oscillatory Rheometers*, Vincentz Network GmbH & Co. KG, Hannover, Germany, 2006.
38. R. S. Lakes, *Viscoelastic Solids*, Taylor & Francis, 1998.
39. F. C. Wang and X. S. Sun, *Cereal Chemistry Journal*, 2002, **79**, 567-571.
40. E. B. Bennion, G. S. T. Bamford and A. J. Bent, *The Technology of Cake Making*, Springer, 1979.
41. A. S. Szczesniak, *Journal of Food Science*, 1963, **28**, 385-389.
42. A. M. Munoz, *Journal of Sensory Studies*, 1986, **1**, 55-83.
43. B. S. Ghotra, S. D. Dyal and S. S. Narine, *Food Research International*, 2002, **35**, 1015-1048.
44. *Texture in Food*, Woodhead Publishing Ltd & CRC Press, Cambridge, UK, 2004.
45. *Food Texture: Instrumental and Sensory Measurement*, Marcel Dekker Inc., New York, USA, 1987.
46. in *AOCS OFFICIAL METHOD*, AOCS Press, Champaign, USA, 1996.