

Dalton Transactions

Accepted Manuscript



This is an *Accepted Manuscript*, which has been through the Royal Society of Chemistry peer review process and has been accepted for publication.

Accepted Manuscripts are published online shortly after acceptance, before technical editing, formatting and proof reading. Using this free service, authors can make their results available to the community, in citable form, before we publish the edited article. We will replace this *Accepted Manuscript* with the edited and formatted *Advance Article* as soon as it is available.

You can find more information about *Accepted Manuscripts* in the [Information for Authors](#).

Please note that technical editing may introduce minor changes to the text and/or graphics, which may alter content. The journal's standard [Terms & Conditions](#) and the [Ethical guidelines](#) still apply. In no event shall the Royal Society of Chemistry be held responsible for any errors or omissions in this *Accepted Manuscript* or any consequences arising from the use of any information it contains.

Proofs to J. Saßmannshausen, UCL, Department of Chemistry, 20 Gordon Street, London, WC1H 0AJ, UK
email: j.sassmannshausen@ucl.ac.uk

Computational studies of the unusual water adduct $[\text{Cp}_2\text{TiMe}(\text{OH}_2)]^+$: the roles of the solvent and the counterion.

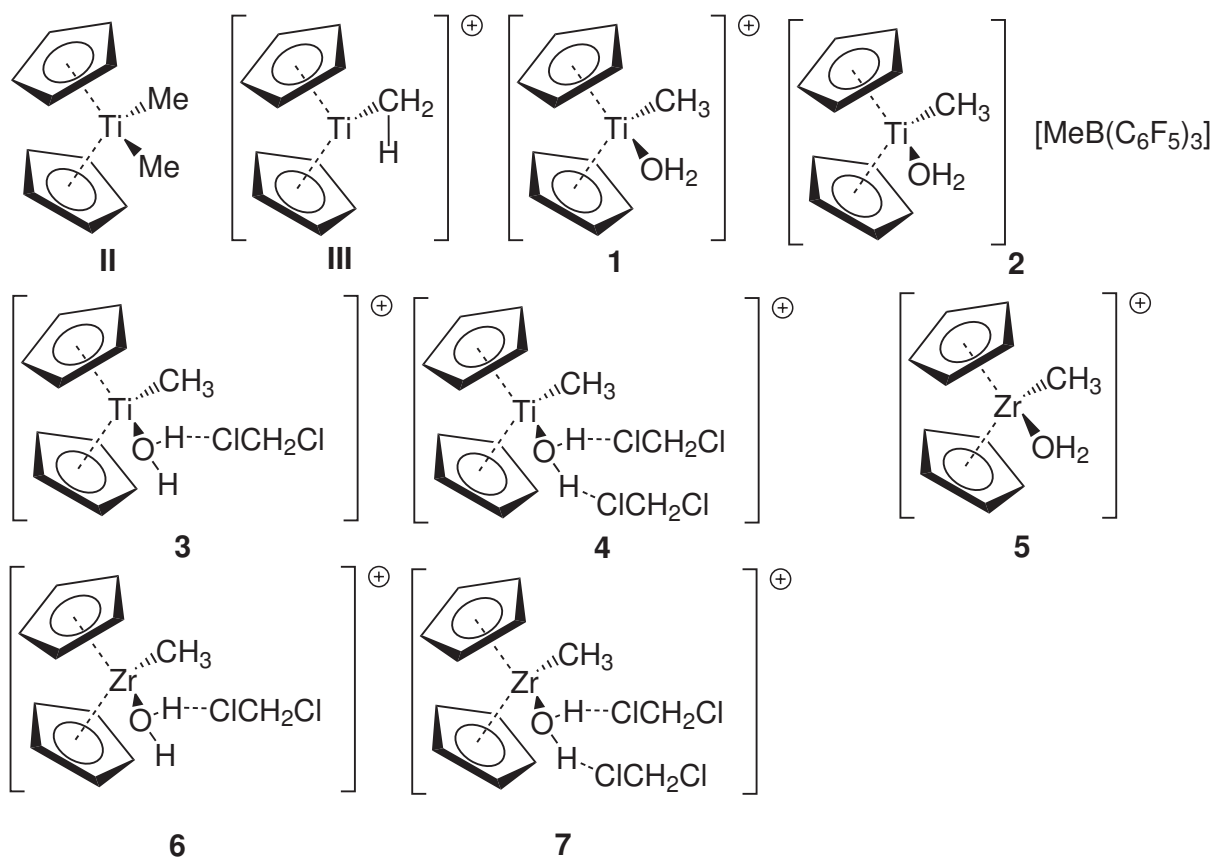
Jörg Saßmannshausen

Abstract: The recently reported cationic titanocene complex $[\text{Cp}_2\text{TiMe}(\text{OH}_2)]^+$ was subjected to detailed computational studies using Density Functional Theory (DFT). The calculated NMR spectra revealed the importance of including the anion and the solvent (CD_2Cl_2) in order to calculate spectra which were in good agreement with the experimental data. Specifically, two organic solvent molecules were required to coordinate to the two hydrogens of the bound OH_2 in order to achieve such an agreement. Further elaboration on the role of the solvent led to Bader's QTAIM and Natural Bond Order calculations. The zirconocene complex $[\text{Cp}_2\text{ZrMe}(\text{OH}_2)]^+$ was simulated for comparison.

Introduction

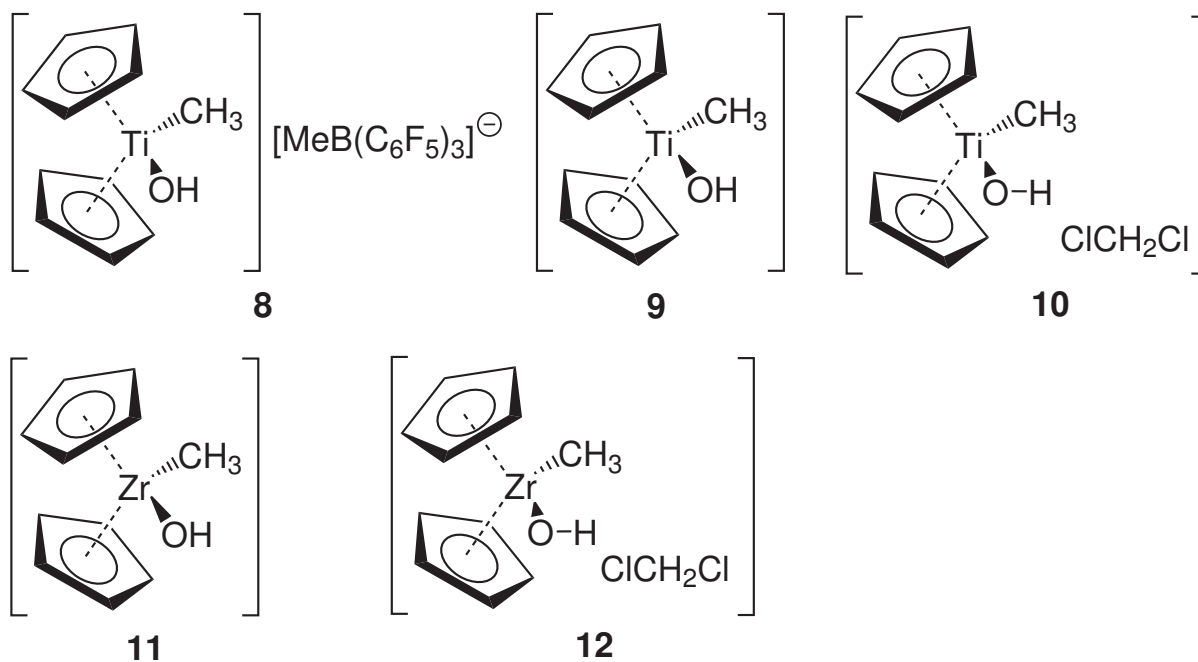
Group 4 metallocenes have been the workhorse for a number of reactions for some decades now. In particular the cationic compounds $[\text{Cp}_2\text{MR}]^+$ ($\text{M} = \text{Ti}, \text{Zr}, \text{Hf}$; $\text{R} = \text{Me}, \text{CH}_2\text{Ph}$) are believed to be the active catalyst for a number of polymerization reactions such as Kaminsky type α -olefin,¹⁻¹⁰ carbocationic¹¹⁻¹⁵ or ring-opening lactide polymerization.¹⁶⁻¹⁸ For these highly electrophilic cationic compounds water is usually considered a poison as it leads to catalyst decomposition. In this respect it was quite surprising that Baird recently reported the characterisation of the complex $[\text{Cp}_2\text{TiMe}(\text{OH}_2)][\text{B}(\text{C}_6\text{F}_5)_4]$ (**1**) using NMR spectroscopy.¹⁹ For some years now we have been interested in the use of molecular modelling as a tool to predict NMR spectra and also the use of NMR spectroscopy for confirming our theoretical results.²⁰⁻²⁷ For this reason, we modelled a number of possible compounds which are summarised in Chart 1 and compared these theoretical chemical shifts with the ones observed by Baird. The proposed compound $[\text{Cp}_2\text{TiMe}(\text{OH}_2)]^+$ (**1**) together with the outer sphere ion pair $[\text{Cp}_2\text{TiMe}(\text{OH}_2)]^+[\text{MeB}(\text{C}_6\text{F}_5)_3]^-$ (**2**) served as a starting point for our investigations. Furthermore, the solvent adducts $\{[\text{Cp}_2\text{TiMe}(\text{OH}_2)](\text{CH}_2\text{Cl}_2)\}^+$ (**3**) and $\{[\text{Cp}_2\text{TiMe}(\text{OH}_2)](\text{CH}_2\text{Cl}_2)_2\}^+$ (**4**), and for comparison, the zirconocene compounds $[\text{Cp}_2\text{ZrMe}(\text{OH}_2)]^+$ (**5**), $\{[\text{Cp}_2\text{ZrMe}(\text{OH}_2)]\text{CH}_2\text{Cl}_2\}^+$ (**6**) and $\{[\text{Cp}_2\text{ZrMe}(\text{OH}_2)](\text{CH}_2\text{Cl}_2)_2\}^+$ (**7**) were modelled as well.

Chart 1: Model compounds used for the calculation of the chemical shifts



In order to gain insight into the 'acidity' of the OH_2 protons we calculated the pK_a of **1**, **3**, **5** and **6**. These models are summarised in Chart 2.

Chart 2: Model compounds used for the calculation of the pK_a

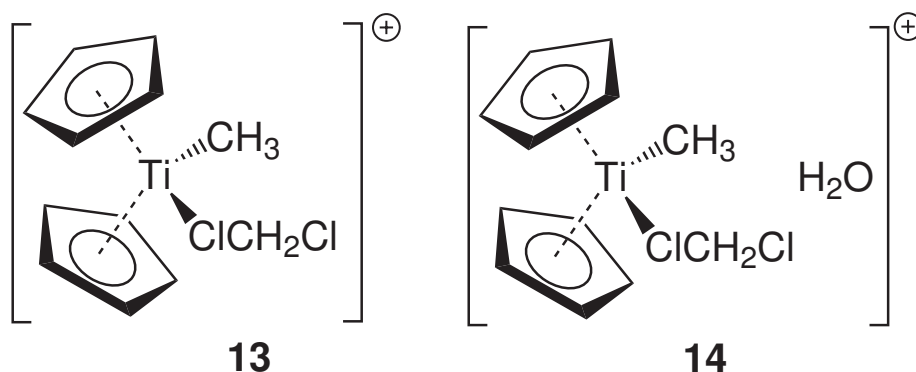


Improved reliability of the pK_a data was achieved by employing the MP2 level of theory in

calculations of certain species which are denoted by the suffix MP2.

To get some insight into the ground state energy differences between the 'naked' cation $[\text{Cp}_2\text{TiMe}]^+$ (**III**) and solvent adduct $[\text{Cp}_2\text{TiMe}(\text{CH}_2\text{Cl}_2)]^+$ (**13**) as well as between $[\text{Cp}_2\text{TiMe}(\text{CH}_2\text{Cl}_2)]^+ [\text{H}_2\text{O}]$ (**14**) and **3**, these compounds have been modelled too (cf. Chart 3).

Chart 3: Model compounds used for the calculation of the relative energies between **III** and **13** and **14**



The methyl borate anion $[\text{MeB}(\text{C}_6\text{F}_5)_3]^-$ was used instead of the borate $[\text{B}(\text{C}_6\text{F}_5)_4]^-$ in the calculations in order to save computational cost.

Computational Details

Density functional theory calculations were carried out using the GAUSSIAN03, Revision C.02 program package.²⁸ For the larger compounds **2** and **8** and for the pK_a calculations GAUSSIAN09, Revision C.01 was utilised for the geometry calculations.²⁹ Geometries have fully been optimized without symmetry constraints, involving the functional combinations according to Becke (hybrid)³⁰ and Lee, Yang, and Parr³¹ (denoted B3LYP), with the corresponding effective core potential basis set for Ti and Zr (Stuttgart-Dresden, keyword SDD in Gaussian) and standard 6-311G(d,p) basis set for C, H and Cl (denoted as ECP11). For the larger compounds a smaller basis set was used which consists of the 6-31G(d) basis set for all elements except Ti for which the Stuttgart-Dresden basis set is again used (denoted as ECP1). The stationary points were characterized as minima by analytical harmonic frequency (zero imaginary frequency).

Magnetic shieldings σ have been evaluated for the B3LYP/ECP11 geometries using the implementation of the GIAO (Gauge Included atomic Orbitals)-DFT method, using the same B3LYP level of theory, together with the recommended IGLO II basis on C, H, F, and B.³² For Ti an extended Wachters basis set was used.^{27, 33} This combination is denoted as NMR1. This approach with this particular combination of functionals and basis sets has

proven to be quite effective for chemical shift computations for transition metal complexes.²³ Chemical shifts of ^1H and ^{13}C have been calculated relative to benzene as a primary reference, with absolute shieldings for benzene $\sigma(^1\text{H})$ 24.54 and $\sigma(^{13}\text{C})$ 47.83 with the IGLO II basis set. The values for benzene were converted to the TMS scale using the experimental δ values of benzene (7.26 and 128.5, respectively).

The pK_a calculations were performed using the PCM-SMD model as implemented in the program, with water as the solvent of choice. These calculations were done at both the B3LYP/ECP11 level and additionally at the MP2/ECP11 level of theory. For the MP2 computation GAMESS 2012, R2 was used.³⁴ Here the B3LYP geometry was used as a starting point for the calculations at the MP2/ECP11 level of theory. We basically followed a procedure published at ref: ³⁵. For the proton, an experimentally obtained Gibbs free energy value of -6.28 kcal/mol for the gas phase and -264.61 kcal/mol for the hydration is employed.

Tables of Cartesian coordinates of all calculated structures are available as Electronic Supporting Information (ESI) in x, y, z format. QTAIM³⁶ and NBO5 analyses³⁷ were performed using the DZVP³⁸ all-electron basis set on Ti and Zr and 6-311G(d,p) for C, H, F, and B, denoted DZVP1. Diagrams of the electron charge density plots were made using AIM2000.^{39, 40} MOLDEN was used for the chemical representation of the calculated compounds.⁴¹

Results and Discussion

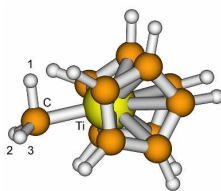
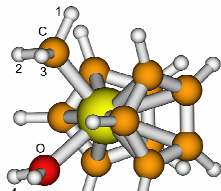
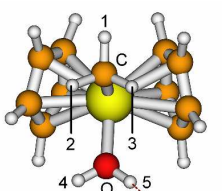
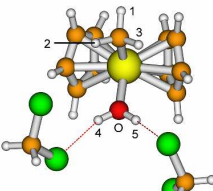
Structural and NMR results

In order to verify our computational approach, we calculated the well-known structure of dimethyl titanocene (**II**) and the cationic methyl titanocene $[\text{Cp}_2\text{TiMe}]^+$ (**III**). For **II**, we computed a Ti-Me bond distance of 2.16 Å at the B3LYP/ecp11 level and a Me-Ti-Me angle of 91.7° which fits well with the experimentally observed values⁴² of 2.170(2) and 2.180(2) Å, and $91.3(1)^\circ$. Thus, we can be confident that our chosen level of theory is appropriate here.

For the methyl group in **III** we observe two expected Ti-C-H angles of 120.8° and 121.3° with the third one rather acute (84.3°). These metric parameters and the reduced $^1\text{J}_{\text{CH}}$ coupling constant of 93.8 Hz, compared with the remaining two coupling constants of approximately 142 Hz, clearly indicate an agostic interaction here,⁴³⁻⁴⁵ Bader analysis very clearly shows an absence of such a bonding path between the Ti and the C-H bond.⁴⁶⁻⁵¹ This is, however, not unexpected as Lein pointed out recently.⁵² Indeed, detailed NBO analysis supports the α -agostic interaction in **III** (see Table 2 and supplementary information for a plot of the electron density and NBO).

The starting geometry of the water adduct **1** was constructed by adding one molecule of water to **III**. Selected metric parameters, chemical shifts and CH coupling constants of **III**, **1**, **3** and **4** are summarised in Table 1.

Table 1: Selected bond distances, angles, chemical shifts and CH coupling constants of **III**, **1**, **3** and **4**. Bond distances are in Å, angles in °, chemical shifts in ppm relative to TMS and coupling constants in Hz. Values in parenthesis are at the MP2/ECP11 level of theory.

				
	(III)	(1)	(3)	(4)
d(Ti-C)	2.08 (2.09)	2.15 (2.19)	2.15 (2.20)	2.15 (2.20)
d(C-H1)	1.12 (1.14)	1.09 (1.10)	1.09 (1.10)	1.09 (1.10)
d(C-H2)	1.09 (1.09)	1.09 (1.10)	1.09 (1.10)	1.09 (1.10)
d(C-H3)	1.09 (1.09)	1.09 (1.10)	1.09 (1.10)	1.09 (1.10)
d(Ti-O)		2.15 (2.14)	2.13 (2.11)	2.11 (2.09)
d(O-H4)		0.96 (0.97)	0.96 (0.96)	0.97 (0.97)
d(O-H5)		0.96 (0.97)	0.97 (0.97)	0.97 (0.97)
d(H4-Cl)				2.37 (2.29)
d(H5-Cl)			2.31 (2.23)	2.36 (2.24)
∠(Ti-C-H1)	84.3 (70.6)	113.8 (114.7)	114.0 (114.5)	114.1 (114.7)
∠(Ti-C-H2)	120.8 (123.6)	109.1 (107.8)	108.8 (107.9)	108.6 (107.6)
∠(Ti-C-H3)	121.3 (123.6)	109.2 (108.8)	109.0 (108.9)	108.8 (108.6)
∠(H4-O-H5)		108.0 (106.2)	107.3 (106.0)	107.2 (105.8)
δ(CH ₃)	H ¹ 16.76 H ² 6.93 H ³ 6.80	1.85	1.64	1.53
δ(CH ₃)	122.8	66.6	63.6	61.9
¹ J _{CH1}	93.8	131.5	131.4	130.0
¹ J _{CH2}	141.7	126.6	126.9	127.4
¹ J _{CH3}	141.9	126.5	126.7	126.7
¹ J _{CH3} (average)	125.8	128.2	128.3	128.0
δ(OH ₂)		2.79	H4: 2.98 H5: 5.10	H4: 5.03 H5: 4.93
δ(C ₅ H ₅)		6.29	6.24	6.25
δ(C ₅ H ₅)		118.8	117.8	117.2

As evident from Table 1, upon coordination of one molecule of water to **III** the rather acute

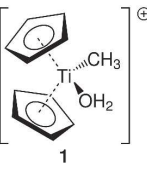
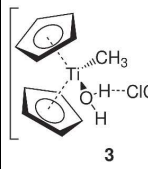
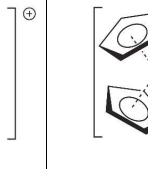
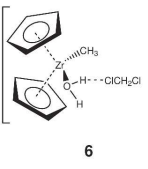
Ti-C-H1 angle relaxes to around 114° , concomitant with a small elongation of the Ti-C bond and a more significant change of the $^1J_{\text{CH}}$ coupling constant. Addition of one or two molecules of dichloromethane does not substantially change the steric parameters of the methyl group.

A more dominant change upon dichloromethane coordination can be observed in the calculated proton and carbon NMR spectra. For the solvate free cation **1** we calculate $\delta(\text{OH}_2)$ 2.79 ppm, which is in stark contrast with the experimentally observed value of 4.77 ppm. However, addition of one or two molecules of CH_2Cl_2 improves the situation significantly, with 5.10/2.98 ppm (**3**, one molecule of CH_2Cl_2) and 5.03/4.93 ppm (**4**, two molecules of CH_2Cl_2) which is in excellent agreement with the experimental data. For comparison, for the Outer Sphere Ion Pair (OSIP)⁵³ **2** we calculated an average chemical shift of $\delta(\text{OH}_2) = 6.42$ ppm. These findings very clearly indicate that the solvent adduct **4** is in fact the observed compound in the NMR. Similar findings have been reported before, most notably the coordination of dichloromethane to cationic zirconocene benzyl compounds.²⁵

pK_a computational results

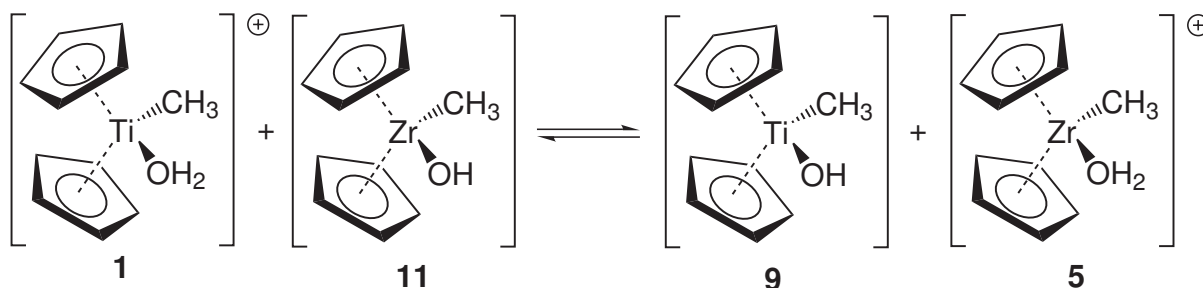
One of the real advantages of molecular modelling is the possibility to investigate molecules which are under normal experimental conditions difficult to observe. This could be that these molecules of interest are either of fleeting existence or require special conditions like high pressure or simply would not exist as such in real. With this in mind we were interested in whether the above findings are mirrored in the 'acidity' of the coordinated water and thus we calculate the pK_a values of compounds **1**, **3**, **5** and **6** (cf. Table 2). We do not claim that the calculated numbers are the ones which would be experimentally observed as to the best of our knowledge to date there is no reliable way to compute the pK_a without the use of a known base⁵⁴ or the inclusion of the first solvation shell beyond the immediate ligand sphere.⁵⁵ Thus, whilst we are confident that the computed numbers are reasonable they must be regarded as approximations.

Table 2: Summary of the calculation pK_a of **1**, **3**, **5** and **6**.

				
B3LYP/ecp11	6.29	5.19	8.65	7.27
MP2/ecp11	4.57	2.80	2.99	1.21

For **1** the calculated pK_a of 4.57 at the MP2/ECP11 level of theory (6.29 for B3LYP/ECP11) is somewhat higher than for the solvent adduct **3** (MP2: 2.80; B3LYP: 5.19). For comparison, the first pK_a of the dicationic titanocene bis-water adduct $[\text{Cp}_2\text{Ti}(\text{OH}_2)_2]^{2+}$ (**IV**) was measured to be ~ 3.51 as reported by Marks.⁵⁶ For the zirconium congener **5** the calculated pK_a of 2.99 (MP2) and 8.65 (B3LYP) is again somewhat higher than for the solvent adduct **6** (MP2: 1.21; B3LYP: 7.27). Three observations can be made: (i) addition of one molecule of CH_2Cl_2 lowers the pK_a , (ii) the zirconium congener is more acidic than the titanium compounds at the MP2/ecp11 level of theory, and (iii) the computed pK_a values at the B3LYP level of theory appear to be rather high. For example, our calculated pK_a values for **1** are closer to the observed value for **IV** at the MP2/ECP11 level of theory. Furthermore, the pK_a of tris(allyl)amine (TAA) was determined to be 8.31.⁵⁷ It is very difficult to believe that a cationic zirconocene compound has a similar pK_a as TAA. Thus, we can conclude that the obtained figures at the B3LYP level of theory are probably incorrect. It is very difficult to establish the reason for this discrepancy, especially as the computed structures are very similar.

Another way to look into the relative stability of the titanium and zirconium water adducts is to look at the isodesmic reaction between the water adducts and their corresponding bases:



Here, at the B3LYP/ecp11 level of theory we obtain an energy difference of +9.2 kJ/mol (MP2/ecp11: +15.4 kJ/mol), clearly indicating that the reaction is more on the left hand side, i.e. **1** is more stable than **5** which is in accord with the pK_a predictions made before.

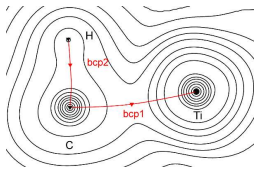
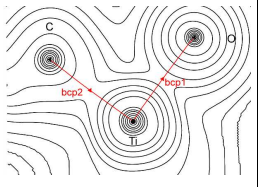
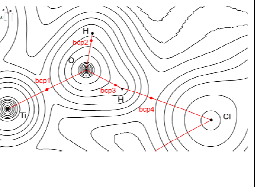
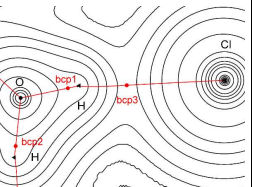
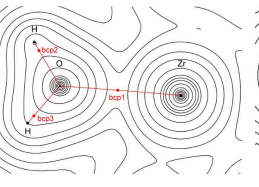
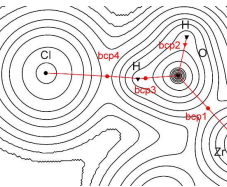
With respect to the addition of one molecule of CH_2Cl_2 the calculated chemical shifts are a useful probe. The calculated chemical shift of the non-coordinated HO-*H* is 2.98 ppm whereas for the coordinated hydrogen it is 5.10 (Table 1). Thus, the coordinated hydrogen is deshielded, thus rendering it more positive, which in turn means that it should be easier to ionize. We will look into the bond properties in the next section in more detail. Compared with titanium the atomic radius of zirconium is larger (calculated radius for Zr: 206 pm; Ti: 176 pm)⁵⁸, thus there is less steric congestion around the metal which leads to a tighter binding of the water to the cationic metallocene. As a result of the reduced congestion the zirconium compounds are stronger Lewis acids in general, which is

mirrored here with a lower pK_a value and, more generally, with a higher activity in, for example, α -olefin polymerization.

Electronic structural analysis: Bader and NBO

In order to gain a better insight into the electronic structure of the computed compounds **III**, **1**, **3**, **4**, **5**, and **6** we performed Bader's QTAIM and Natural Bond Orbital analysis. We were particularly interested in the change of the O-H bond properties upon coordinating to the cationic metal centre and upon addition of one and two molecules of CH_2Cl_2 . The results are summarised in Table 3.

Table 3: Selected bond critical points (bcp) and Bader/Natural charges for **III**, **1**, **3**, **4**, **5** and **6**. Natural charges are given in parenthesis. The units of electron density $\rho(\mathbf{r})$ and of the Laplacian $\nabla^2\rho(\mathbf{r})$ are atomic units (a.u.).

						
	(III)	(1)	(3)	(4)	(5)	(6)
bcp1	$\rho(\mathbf{r}) = 0.1048$ $\nabla^2\rho(\mathbf{r}) = -0.031$	$\rho(\mathbf{r}) = 0.0536$ $\nabla^2\rho(\mathbf{r}) = -0.0804$	$\rho(\mathbf{r}) = 0.0576$ $\nabla^2\rho(\mathbf{r}) = -0.0861$	$\rho(\mathbf{r}) = 0.3481$ $\nabla^2\rho(\mathbf{r}) = 0.6173$	$\rho(\mathbf{r}) = 0.0508$ $\nabla^2\rho(\mathbf{r}) = -0.0641$	$\rho(\mathbf{r}) = 0.0519$ $\nabla^2\rho(\mathbf{r}) = -0.0685$
bcp2	$\rho(\mathbf{r}) = 0.2439$ $\nabla^2\rho(\mathbf{r}) = 0.178$	$\rho(\mathbf{r}) = 0.0952$ $\nabla^2\rho(\mathbf{r}) = -0.0222$	$\rho(\mathbf{r}) = 0.3591$ $\nabla^2\rho(\mathbf{r}) = 0.6387$	$\rho(\mathbf{r}) = 0.3486$ $\nabla^2\rho(\mathbf{r}) = 0.6187$	$\rho(\mathbf{r}) = 0.3565$ $\nabla^2\rho(\mathbf{r}) = 0.6374$	$\rho(\mathbf{r}) = 0.3547$ $\nabla^2\rho(\mathbf{r}) = 0.6265$
bcp3		$\rho(\mathbf{r}) = 0.3580$ $\nabla^2\rho(\mathbf{r}) = 0.6394^a$	$\rho(\mathbf{r}) = 0.3451$ $\nabla^2\rho(\mathbf{r}) = 0.6125$	$\rho(\mathbf{r}) = 0.0161$ $\nabla^2\rho(\mathbf{r}) = -0.0126$	$\rho(\mathbf{r}) = 0.3565$ $\nabla^2\rho(\mathbf{r}) = 0.6374$	$\rho(\mathbf{r}) = 0.3288$ $\nabla^2\rho(\mathbf{r}) = 0.5505$
bcp4		$\rho(\mathbf{r}) = 0.3580$ $\nabla^2\rho(\mathbf{r}) = 0.6394^a$	$\rho(\mathbf{r}) = 0.0180$ $\nabla^2\rho(\mathbf{r}) = -0.0136$	$\rho(\mathbf{r}) = 0.0155$ $\nabla^2\rho(\mathbf{r}) = -0.0123$		$\rho(\mathbf{r}) = 0.0174$ $\nabla^2\rho(\mathbf{r}) = -0.0138$
M ^b	1.761 (2.037)	1.778 (1.976)	1.761 (1.945)	1.757 (1.958)	2.032 (2.202)	2.027 (2.234)
O		-0.364 (-0.907)	-1.118 (-0.927)	-1.114 (-0.939)	-1.125 (-0.932)	-0.939 (-0.953)
H		0.610 (0.517)	0.603 ^c (0.515) ^c	0.602 ^d (0.518) ^d	0.614 (0.520)	0.609 ^c (0.516) ^c
H ²		0.610 (0.517)	0.607 ^d (0.518) ^d	0.609 ^d (0.517) ^d	0.616 (0.520)	0.616 ^d (0.520) ^d

a) bond critical point between O and H (not shown on the plots)

b) M = Ti or Zr

c) non-coordinated H if CH₂Cl₂ is present

d) coordinated H if CH₂Cl₂ is present

It is clear from Table 2 that addition of one or two molecules of CH_2Cl_2 changes the electronic properties of the metal-oxygen and oxygen-hydrogen bonds. These changes are in line with the calculated chemical shifts. For example, the Ti-O electron density at the bond critical point (bcp) increases from $\rho(\mathbf{r}) = 0.0536$ to $\rho(\mathbf{r}) = 0.0576$ ($\rho(\mathbf{r}) = 0.0593$ for two CH_2Cl_2) upon addition of one molecule CH_2Cl_2 . This is a concomitant change of the O-H bond parameters. Upon addition of one CH_2Cl_2 the electron density of the coordinated H decreases to $\rho(\mathbf{r}) = 0.3451$ from $\rho(\mathbf{r}) = 0.3580$ whereas for the non-coordinated hydrogen it increases to $\rho(\mathbf{r}) = 0.3591$. This observation is further reinforced in the (Natural) charges: upon addition of one CH_2Cl_2 the originally evenly charged hydrogens acquire a small charge imbalance: 0.515 for the 'free' hydrogen and 0.518 for the coordinate hydrogen. Thus, electron density is removed from the hydrogens upon coordination of even one molecule of CH_2Cl_2 and this electron density is pulled towards the more electronegative oxygen (change of (Natural) charge from -0.907 to -0.927). This change in the electronic properties of these hydrogens is further reflected in the change of the calculated chemical shifts: for the 'free' hydrogen we find a shift of $\delta(^1\text{H}) = 2.98$ ppm and for the coordinated hydrogen a shift of $\delta(^1\text{H}) = 5.10$ ppm. The addition of a second CH_2Cl_2 removes this small variation for the hydrogens and the calculated electronic parameters are again similar, however, the (Natural) charge for the oxygen has further decreased to 0.939. It should be noted that the Bader charges appear to be less sensitive to this and that these changes are small for the hydrogen atoms but more dominant for the oxygen. Similar observations can be made for the Zr analogue: addition of one solvent molecule changes the electron density of the O-H bond from $\rho = 0.3565$ to $\rho = 0.3547$ ('free') and $\rho = 0.3288$ (coordinated) (see Table S15 in the supplementary information).

Ground state energy calculations

In light of the different compounds already calculated it is reasonable to look into the ground state energy between the naked cation **III** and its solvent adduct $[\text{Cp}_2\text{TiMe}(\text{CH}_2\text{Cl}_2)]^+$ (**10**). To save computational time and also to eliminate the need to search for a global minimum, we calculated CH_2Cl_2 at the B3LYP/6-311G(d,p) level of theory and added the electronic energies of that and **III** together. As expected, the 'solvated' cation **10** is around 323 kJ/mol lower in energy than the naked cation **3**. Addition of one molecule of water to **10**, which was optimized as **11**, results in the formation of the water adduct **3** which is around 80 kJ/mol lower in energy than **11**. Similar results can be obtained for the equilibrium between the Zr compounds $[\text{Cp}_2\text{ZrMe}(\text{CH}_2\text{Cl}_2)]^+$ [H_2O] (**15**) and **5**. Here we obtain a value of around 88 kJ/mol.

Conclusions

From the reported calculations it is clear that, in solution, the cationic titanocene water adduct $[\text{Cp}_2\text{TiMe}(\text{OH}_2)]^+$ (**1**) does not exist as such. Our calculated chemical shifts very clearly indicate that at least two molecules of the solvent CH_2Cl_2 are coordinated to the water by means of hydrogen bonding. Thus, the observed chemical shifts actually belong to this solvated species, $[\text{Cp}_2\text{TiMe}(\text{OH}_2)(\text{CH}_2\text{Cl}_2)_2]^+$ (**4**), and as such represent the outer sphere ion pair $\{[\text{Cp}_2\text{TiMe}(\text{OH}_2)(\text{CH}_2\text{Cl}_2)_2][\text{B}(\text{C}_6\text{F}_5)_4]\}$. The trends of our calculated chemical shifts are mirrored in the QTAIM model and the computed pK_a values. As expected, the zirconium derivatives show a similar behaviour and are more acidic than the titanium ones. It would be interesting to see if these acidic protons could be utilised, for example in the carbocationic polymerization of isobutene.

Acknowledgement

J.S. would like to thank Alexandra Simperler from the NSCCS/UK for helpful discussions and help with the pK_a calculations.

References

- 1 M. Bochmann, *J. Chem. Soc., Dalton Trans.*, 1996, 255.
- 2 H.-H. Brintzinger, D. Fischer, R. Mühlhaupt, B. Rieger, and R. Waymouth, *Angew. Chem.*, 1995, **107**, 1255.
- 3 M. Bochmann, *Top. Catal.*, 1999, **7**, 9.
- 4 G. J. P. Britovsek, V. C. Gibson, and D. F. Wass, *Angew. Chem., Int. Ed.*, 1999, **38**, 428.
- 5 R. Mühlhaupt, *Macromolecular Chemistry and Physics*, 2003, **204**, 289.
- 6 M. Bochmann, *J. Organomet. Chem.*, 2004, **689**, 3982.
- 7 W. Kaminsky, A. Funck, and H. Hähnsen, *Dalton Trans.*, 2009, 8803.
- 8 M. Bochmann, *Organometallics*, 2010, **29**, 4711.
- 9 J. J. Eisch, *Organometallics*, 2012, **31**, 4917.
- 10 E. P. Talsi, K. P. Bryliakov, N. V. Semikolenova, V. A. Zakharov, and M. Bochmann, *Kinetics and Catalysis*, 2007, **48**, 490.
- 11 A. G. Carr, D. M. Dawson, and M. Bochmann, *Macromolecules*, 1998, **31**, 2035.
- 12 A. G. Carr, D. M. Dawson, and M. Bochmann, *Macromol. Rapid Commun.*, 1998, **19**, 205.
- 13 K. R. Kumar, C. Hall, A. Penciu, M. J. Drewitt, P. J. McInely, and M. C. Baird, *J. Polym. Sci. Part A: Polym. Chem.*, 2002, **40**, 3302.
- 14 P. A. Wilson, M. H. Hannant, J. A. Wright, R. D. Cannon, and M. Bochmann, *Macromol. Symp.*, 2006, **236**, 100.
- 15 J. Saßmannshausen, *Dalton Trans.*, 2009, 9026.
- 16 S.-d. Mun, Y. Hong, and Y. Kim, *Bull. Korean Chem. Soc.*, 2007, **28**, 698.
- 17 A. L. Zelikoff, J. Kopilov, I. Goldberg, G. W. Coates, and M. Kol, *Chem. Commun.*, 2009, 6804.
- 18 D. Patel, S. T. Liddle, S. A. Mungur, M. Rodden, A. J. Blake, and P. L. Arnold, *Chem. Commun.*, 2006, 1124.
- 19 A. F. Dunlop-Brière and M. C. Baird, *Organometallics*, 2010, **29**, 6117.
- 20 J. Saßmannshausen, *Dalton Trans.*, 2009, 8993.
- 21 A. A. Danopoulos, D. Pugh, H. Smith, and J. Saßmannshausen, *Chem. Eur. J.*, 2009, **15**, 5491.
- 22 J. Saßmannshausen, J. Klett, A. R. Kennedy, J. A. Parkinson, and D. Armstrong,

- New J. Chem.*, 2013, **37**, 494.
- 23 J. Saßmannshausen and J. Baumgartner, *Organometallics*, 2008, **27**, 1996.
- 24 J. Saßmannshausen, A. Track, and T. A. D. S. Diaz, *Eur. J. Inorg. Chem*, 2007, **16**, 2327.
- 25 J. Saßmannshausen, A. Track, and F. Stelzer, *Organometallics*, 2006, **25**, 4427.
- 26 J. Saßmannshausen, J. C. Green, F. Stelzer, and J. Baumgartner, *Organometallics*, 2006, **25**, 2796.
- 27 M. Bühl and J. Saßmannshausen, *J. Chem. Soc., Dalton Trans.*, 2001, 79.
- 28 M. J. Frisch, G. W. Trucks, H. B. Schlegel, G. E. Scuseria, M. A. Robb, J. R. Cheeseman, J. A. M. Jr., T. Vreven, K. N. Kudin, J. C. Burant, J. M. Millam, S. S. Iyengar, J. Tomasi, V. Barone, B. Mennucci, M. Cossi, G. Scalmani, N. Rega, G. A. Petersson, H. Nakatsuji, M. Hada, M. Ehara, K. Toyota, R. Fukuda, J. Hasegawa, M. Ishida, T. Nakajima, Y. Honda, O. Kitao, H. Nakai, M. Klene, X. Li, J. E. Knox, H. P. Hratchian, J. B. Cross, C. Adamo, J. Jaramillo, R. Gomperts, R. E. Stratmann, O. Yazyev, A. J. Austin, R. Cammi, C. Pomelli, J. W. Ochterski, P. Y. Ayala, K. Morokuma, G. A. Voth, P. Salvador, J. J. Dannenberg, V. G. Zakrzewski, S. Dapprich, A. D. Daniels, M. C. Strain, O. Farkas, D. K. Malick, A. D. Rabuck, K. Raghavachari, J. B. Foresman, J. V. Ortiz, Q. Cui, A. G. Baboul, S. Clifford, J. Cioslowski, B. B. Stefanov, G. Liu, A. Liashenko, P. Piskorz, I. Komaromi, R. L. Martin, D. J. Fox, T. Keith, M. A. Al-Laham, C. Y. Peng, A. Nanayakkara, M. Challacombe, P. M. W. Gill, B. Johnson, W. Chen, M. W. Wong, C. Gonzalez, and J. A. Pople, in 'Gaussian 03, Revision C.02', 2004.
- 29 M. J. Frisch, G. W. Trucks, H. B. Schlegel, G. E. Scuseria, M. A. Robb, J. R. Cheeseman, G. Scalmani, V. Barone, B. Mennucci, G. A. Petersson, H. Nakatsuji, M. Caricato, X. Li, H. P. Hratchian, A. F. Izmaylov, J. Bloino, G. Zheng, J. L. Sonnenberg, M. Hada, M. Ehara, K. Toyota, R. Fukuda, J. Hasegawa, M. Ishida, T. Nakajima, Y. Honda, O. Kitao, H. Nakai, T. Vreven, J. J. A. Montgomery, J. E. Peralta, F. Ogliaro, M. Bearpark, J. J. Heyd, E. Brothers, K. N. Kudin, V. N. Staroverov, T. Keith, R. Kobayashi, J. Normand, K. Raghavachari, A. Rendell, J. C. Burant, S. S. Iyengar, J. Tomasi, M. Cossi, N. Rega, J. M. Millam, M. Klene, J. E. Knox, J. B. Cross, V. Bakken, C. Adamo, J. Jaramillo, R. Gomperts, R. E. Stratmann, O. Yazyev, A. J. Austin, R. Cammi, C. Pomelli, J. W. Ochterski, R. L. Martin, K. Morokuma, V. G. Zakrzewski, G. A. Voth, P. Salvador, J. J. Dannenberg, S. Dapprich, A. D. Daniels, O. Farkas, J. B. Foresman, J. V. Ortiz, J. Cioslowski, and D. J. Fox., in 'Gaussian 09, Revision C.01', 2010.
- 30 A. D. Becke, *J. Chem. Phys.*, 1993, **98**, 5648.
- 31 C. Lee, W. Yang, and R. G. Parr, *Phys. Rev. B*, 1988, **37**, 785.
- 32 W. Kutzelnigg, U. Fleischer, and M. Schindler, in 'NMR Basic Principles and Progress Vol. 23', Berlin, 1990.
- 33 M. Bühl and F. T. Mauschick, *Magn. Reson. Chem.*, 2004, **42**, 737.
- 34 M. W. Schmidt, K. K. Baldrige, J. A. Boatz, S. T. Elbert, M. S. Gordon, J. H. Jensen, S. Koseki, N. Matsunaga, K. A. Nguyen, S. Su, T. L. Windus, M. Dupuis, and J. A. M. Jr, *J. Comp. Chem.*, 1993, **14**, 1347.
- 35 See: <http://verahill.blogspot.de/2012/09/example-attempt-of-isodesmic-reactions.html>
- 36 R. F. W. Bader, 'Atoms in Molecules: A Quantum Theory', Clarendon Press, 1990.
- 37 E. D. Glendening, J. K. Badenhoop, A. E. Reed, J. E. Carpenter, J. A. Bohmann, C. M. Morales, and F. Weinhold, *NBO 5.G*. Theoretical Chemistry Institute, University of Wisconsin, Madison, WI, 2001
- 38 N. Godbout, D. R. Salahub, J. Andzelm, and E. Wimmer, *Can. J. Chem.*, 1992, **70**, 560.
- 39 F. Biegler-König, J. Schönbohm, and D. Bayles, *J. Comp. Chem.*, 2001, **22**, 545.
- 40 F. Biegler-König and J. Schönbohm, *J. Comput. Chem.*, 2002, **23**, 1489.
- 41 G. Schaftenaar and J. H. Noordik, "Molden: a pre- and post-processing program for

- molecular and electronic structures", *J. Comput.-Aided Mol. Des.* 2000, **14**, 123-134.
- 42 U. Thewalt and T. Wöhrle, *J. Organomet. Chem.*, 1994, **464**, C17.
- 43 M. Brookhart and M. L. H. Green, *J. Organomet. Chem.*, 1983, **250**, 395.
- 44 M. Brookhart, M. L. H. Green, and L.-L. Wong, *Prog. Inorg. Chem.*, 1988, **36**, 1.
- 45 M. Brookhart, M. L. H. Green, and G. Parkin, *Proc. Nat. Acad. Sci.*, 2007, **104**, 6908.
- 46 J. E. Barquera-Lozada, A. Obenhuber, C. Hauf, and W. Scherer, *J. Phys. Chem. A*, 2013, **117**, 4304.
- 47 W. Scherer and G. S. McGrady, *Angew. Chem., Int. Ed.*, 2004, **43**, 1782.
- 48 W. Scherer, W. Hieringer, M. Spiegler, P. Sirsch, G. S. McGrady, A. J. Downs, A. Haarland, and B. Pedersen, *Chem. Commun.*, 1998, 2471.
- 49 W. Scherer, P. Sirsch, D. Shorokhov, M. Tafipolsky, G. S. McGrady, and E. Gullo, *Chem. Eur. J.*, 2003, **9**, 6057.
- 50 J. Saßmannshausen, *Dalton Trans.*, 2011, **40**, 136.
- 51 J. Saßmannshausen, *Dalton Trans.*, 2012, **41**, 1919.
- 52 M. Lein, *Coordination Chemistry Reviews*, 2009, **253**, 625.
- 53 F. Song, S. J. Lancaster, R. D. Cannon, M. Schormann, S. M. Humphrey, C. Zuccaccia, A. Macchioni, and M. Bochmann, *Organometallics*, 2005, **24**, 1315.
- 54 See for example: M.W. Palascak, G.C. Shields, *J. Phys. Chem. A* 108 (2004) 3692 and M. Namazian, S. Halvani, *J. Chem. Thermodynamics*, 38 (2006) 1495
- 55 J. Li, C. L. Fisher, J. L. Chen, D. Bashford, and L. Noodleman, *Inorg. Chem.*, 1996, **35**, 4694.
- 56 J. H. Toney and T. J. Marks, *J. Am. Chem. Soc.*, 1985, **107**, 947.
- 57 N. M. Hext, J. Hansen, A. J. Blake, D. E. Hibbs, M. B. Hursthouse, O. V. Shishkin, and M. Mascal, *J. Org. Chem.*, 1998, **63**, 6016.
- 58 Values taken from: http://www.webelements.com/zirconium/atom_sizes.html

Computational studies of the unusual water adduct $[\text{Cp}_2\text{TiMe}(\text{OH}_2)]^+$: the roles of the solvent and the counterion.

Jörg Saßmannshausen*

Detailed DFT calculations revealed that two molecules of CH_2Cl_2 are required to obtain a good comparison with the experimental NRM data.

