

PCCP

Accepted Manuscript



This is an *Accepted Manuscript*, which has been through the Royal Society of Chemistry peer review process and has been accepted for publication.

Accepted Manuscripts are published online shortly after acceptance, before technical editing, formatting and proof reading. Using this free service, authors can make their results available to the community, in citable form, before we publish the edited article. We will replace this *Accepted Manuscript* with the edited and formatted *Advance Article* as soon as it is available.

You can find more information about *Accepted Manuscripts* in the [Information for Authors](#).

Please note that technical editing may introduce minor changes to the text and/or graphics, which may alter content. The journal's standard [Terms & Conditions](#) and the [Ethical guidelines](#) still apply. In no event shall the Royal Society of Chemistry be held responsible for any errors or omissions in this *Accepted Manuscript* or any consequences arising from the use of any information it contains.

Long-lived nuclear spin states far from magnetic equivalence

Gabriele Stevanato, Soumya Singha Roy, Joe Hill-Cousins, Ilya Kuprov, Lynda J. Brown, Richard C. D. Brown, Giuseppe Pileio, and Malcolm H. Levitt,

Received Xth XXXXXXXXXXXX 20XX, Accepted Xth XXXXXXXXXXXX 20XX

First published on the web Xth XXXXXXXXXXXX 200X

DOI: 10.1039/b000000x

Clusters of coupled nuclear spins may form long-lived nuclear spin states, which interact weakly with the environment, compared to ordinary nuclear magnetization. All experimental demonstrations of long-lived states have so far involved spin systems which are close to the condition of magnetic equivalence, in which the network of spin-spin couplings is conserved under all pair exchanges of symmetry-related nuclei. We show that the four-spin system of *trans*-[2,3-¹³C₂]-but-2-enedioate exhibits a long-lived nuclear spin state, even though this spin system is very far from magnetic equivalence. The 4-spin long-lived state is accessed by slightly asymmetric chemical substitutions of the centrosymmetric molecular core. The long-lived state is a consequence of the locally centrosymmetric molecular geometry for the *trans* isomer, and is absent for the *cis* isomer.

A general group theoretical description of long-lived states is presented. It is shown that the symmetries of coherent and incoherent interactions are both important for the existence of long-lived states.

1 Introduction

Clusters of coupled nuclear spins may form long-lived states (LLS) with decay time constants T_{LLS} much longer than the conventional spin-lattice relaxation time T_1 ^{1–22}. Such long-lived states have been used to enhance the study of slow processes such as diffusion and flow by NMR, and to enhance the contrast in ligand binding investigations^{21,22}. Long-lived states hold particular promise for extending the range of nuclear hyperpolarization experiments^{23–28}, in which the small ($\sim 10^{-5}$) thermal polarization of nuclear spins is temporarily enhanced by many orders of magnitude.

In the case of spin systems containing only two nuclear spins-1/2, the long-lived state is known as *singlet order*¹⁰. This represents the difference in population between the singlet state of the spin-1/2 pair, which is antisymmetric with respect to spin exchange, and the mean population of the triplet states, which are symmetric with respect to exchange. Singlet order is immune to intra-pair dipolar relaxation, which is often the dominant mechanism for the T_1 process. Singlet order

lifetimes T_{LLS} exceeding $\sim 60T_1$ have been reported¹³. Long-lived singlet order may also be observed for spin-1/2 isotopes of different type (heteronuclear singlet order).²⁹

In systems of more than two coupled spins-1/2, the existence of long-lived singlet order (and LLS in general) depends strongly on the geometrical arrangement of the nuclei, and the relative magnitudes of spin-spin couplings and chemical shift differences. This problem was examined both theoretically¹⁴ and numerically³⁰. Multiple-spin states that are protected against intramolecular relaxation mechanisms were predicted to exist, in the case that the rigid geometrical arrangement of nuclei displays local inversion symmetry³⁰. However, no experimental demonstrations of such *geometrically imposed long-lived states* were provided.

The absence of local geometrical centrosymmetry does not preclude the existence of long-lived spin orders when either the geometrical remoteness of the central spin pair from the other members of the spin system is provided^{16–19,25–27}, or in the presence of fast intramolecular dynamics³¹.

In the following discussion, we provide a clear experimental demonstration of a *geometrically-imposed long-lived nuclear spin state* in an asymmetrically substituted derivative of ¹³C₂-fumarate (*trans*-[2,3-¹³C₂]-but-2-enedioate). As discussed below, this system exhibits local centrosymmetry but is far from the regime of magnetic equivalence. The confirmed existence of a long-lived state in this system verifies the analyses in refs.^{14,30}, and shows that near-magnetic-equivalence is not a necessary condition for generating and observing long-lived nuclear spin states.

A theoretical framework accounting for the symmetry properties of the coherent and fluctuating terms in the hamiltonian is introduced for predicting the existence of long-lived spin order. This theory emphasizes the interlocking symmetries of both the coherent and fluctuating parts of the nuclear spin Hamiltonian, as opposed to recent work which only takes the coherent spin interactions into account^{16–19}.

2 Near Magnetic Equivalence

Consider a pair of nuclei denoted I_j and I_k , with chemical shifts δ_j and δ_k , so that their chemical shift frequencies in

a magnetic field B^0 are given by $\omega_j^0 = -\gamma_j B^0(1 + \delta_j)$ where γ_j is the magnetogyric ratio of I_j , and similarly for I_k . Their mutual J-coupling is denoted J_{jk} . The nuclei are considered to be *chemically equivalent* if the symmetry of the molecule ensures equal chemical shifts $\delta_j = \delta_k$. If there are no other nuclei in the system, chemical equivalence also implies *magnetic equivalence*. However, if there are other nuclei $\{I_l \dots\}$ in the system, with finite couplings to one or both of I_j and I_k , then a chemically-equivalent pair of nuclei is only magnetically equivalent if all out-of-pair couplings are equal, i.e. $J_{jl} = J_{kl} \forall l \notin \{j, k\}$ ³².

We define a pair of nuclei I_j and I_k to exhibit *near magnetic equivalence* if the following condition holds:

$$(\omega_j^0 - \omega_k^0)^2 + \pi^2 (J_{jl} - J_{kl})^2 \leq \pi^2 J_{jk}^2 \quad \forall l \notin \{j, k\} \quad (1)$$

Under conditions of near magnetic equivalence, the mixing of singlet and triplet states by the symmetry-breaking interactions is strongly suppressed by the intra-pair J-coupling – a phenomenon called *J-stabilization*⁵. In this regime, efficient decay of singlet order between spins I_j and I_k is induced neither by correlated fluctuations of local magnetic fields at the sites of the two spins, nor by fluctuations of the mutual dipole-dipole coupling of I_j and I_k . The suppression of these important relaxation mechanisms often leads to a long-lived state with a relaxation time much longer than the conventional magnetization relaxation time, T_1 ⁵.

The condition (1) is depicted graphically in Fig. 1. The horizontal axis indicates the difference in chemically shifted resonance frequencies of the two spins in the pair, while the vertical axis represents difference of out-of-pair J-couplings to other spins in the same molecule. The dashed circle indicates the intra-pair J-coupling. Spin pairs may be characterized as being *chemically equivalent* (corresponding to points on the vertical axis) or *magnetically equivalent* (point at the origin). Spin pairs with parameters within the dashed circle present *near magnetic equivalence*.

There have been extensive investigations of isolated spin-1/2 pairs with slightly different chemical shifts, represented by the filled square in Fig. 1. In some cases, the chemical shift difference is sufficiently small that the near-magnetic-equivalence condition (1) is satisfied without intervention in high magnetic fields^{9,12}. In other cases is satisfied by transporting the sample into a region of low applied magnetic field^{6,8} or by applying resonant radiofrequency fields³³. In the regime of near magnetic equivalence, long-lived order may be accessed by carefully timed pulse trains^{9,34} or by continuous radiofrequency fields of suitable amplitude^{20,35}. Appropriate modifications of the terms ω_j^0 and ω_k^0 in Eq.(1) should be used in these cases.

It is also possible to attain near-magnetic-equivalence by a deviation in the vertical direction, corresponding to small differences in J-couplings to spins outside the pair, providing

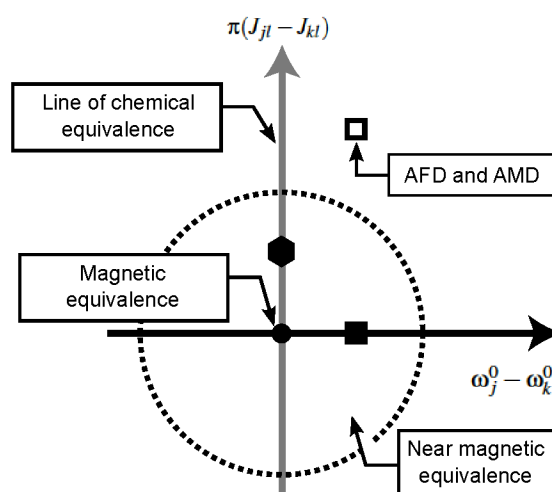


Fig. 1 Pictorial representation of the concepts of chemical and magnetic equivalence for a pair of spins labelled j and k . The label l identifies homonuclear spin species coupled with the pair. The dashed circle has a radius $|\pi J_{jk}|$. The filled circle indicates the point of exact magnetic equivalence. Points on the vertical axis (gray) correspond to systems whose nuclei are chemically equivalent. The filled hexagon represents a spin system whose nuclei are chemically equivalent but slightly magnetically inequivalent^{16–19}. The filled square indicates a spin system formed by two nuclei which are slightly chemically inequivalent^{9,11}. The open square, falling well outside the dashed circle, represents spin systems in the regime of strong magnetic inequivalence, as studied in this work.

that equation 1 is still satisfied. This has been demonstrated for chemically equivalent systems (points along the vertical axis)^{16–19}.

In this publication we demonstrate the existence of long-lived order in a four-spin-1/2 system which does not conform to condition (1). This spin system displays *strong magnetic inequivalence* with parameters represented by an open square falling well outside the dashed circle in Fig. 1. By comparing two strongly magnetic inequivalent isomers, one exhibiting local centrosymmetry of a four-spin system, and one without centrosymmetry, we show that only the centrosymmetric system displays a long-lived state. In this special case, the long-lived state is geometrically imposed by the *local centrosymmetry* of the rigid molecular structure, as suggested in refs.^{14,30}. These cases highlight the important role of symmetry in both the coherent and fluctuating spin Hamiltonian, in determining the existence of LLS.

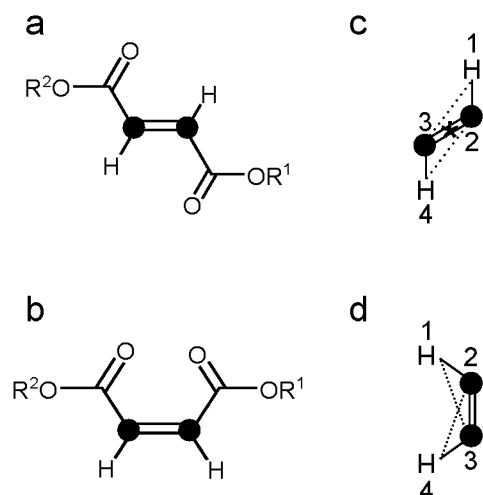


Fig. 2 Molecular structure of (a) $^{13}\text{C}_2$ -AFD and (b) of $^{13}\text{C}_2$ -AMD. Filled circles denote ^{13}C nuclei. For both molecules $\text{R}^1 = \text{CD}_2\text{CD}_3$ and $\text{R}^2 = \text{CD}_2\text{CD}_2\text{CD}_3$. (c) The local spin system of $^{13}\text{C}_2$ -AFD, with geometrical inversion centre marked by an asterisk. (d) The local spin system of $^{13}\text{C}_2$ -AMD.

3 Experimental

3.1 Samples

The molecular structures of the samples used in this study are shown in Fig. 2. Both materials are di-esters of [2,3- $^{13}\text{C}_2$]-but-2-enedioate which contains a central spin system comprising two ^{13}C nuclei and two ^1H nuclei; the fumarate derivative (panes (a) and (c)) has a *trans* double bond, while the maleate derivative (panes (b) and (d)) has a *cis* double bond. In both cases, the two ester groups are different, causing the two ^{13}C sites (and their attached protons) to have slightly different chemical shifts. As discussed below, this slight chemical asymmetry is necessary for accessing the long-lived state. All ester groups are deuterated in order to reduce their relaxation contributions.

In the following discussion, the [2,3- $^{13}\text{C}_2$]-fumarate derivative in Fig. 2a [*l*-(ethyl- d_5) 4-(propyl- d_7)(*E*)-but-2-enedioate-2,3- $^{13}\text{C}_2$] is referred to as $^{13}\text{C}_2$ -AFD (asymmetric fumarate diester); the [2,3- $^{13}\text{C}_2$]-maleate derivative in Fig. 2b [*l*-(ethyl- d_5) 4-(propyl- d_7)(*Z*)-but-2-enedioate- $^{13}\text{C}_2$] is referred to as $^{13}\text{C}_2$ -AMD (asymmetric maleate diester).

$^{13}\text{C}_2$ -AFD contains a 4-spin-1/2 system displaying a local centre of inversion, midway between the two ^{13}C nuclei (Fig. 2c); the local 4-spin-1/2 system in $^{13}\text{C}_2$ -AMD, on the other hand, displays a reflection plane but is not locally centrosymmetric (Fig. 2d).

The samples were synthesized as described in the supporting information. In both cases 30 mg of the diester were dissolved in 0.5 ml of CD_3OD , added to a Wilmad low pres-

	$^{13}\text{C}_2$ -AFD	$^{13}\text{C}_2$ -AMD	
Simulation	J_{23}	71.0 ± 0.6 Hz	71.6 ± 0.8 Hz
	$J_{13} = J_{24}$	-2.8 ± 0.03 Hz	-1.16 ± 0.02 Hz
	$J_{12} = J_{34}$	166.7 ± 0.2 Hz	166.5 ± 0.2 Hz
	J_{14}	15.7 ± 0.2 Hz	11.95 ± 0.4 Hz
	$\Delta\delta_{23}$	62 ± 5 ppb	92 ± 4 ppb
	$\Delta\delta_{14}$	7 ± 0.9 ppb	1.8 ± 0.2 ppb
	Experiment	$\Delta(^{13}\text{C})$	3.5 ms
$\Delta(^1\text{H})$		16 ms	21 ms
$n_1(^{13}\text{C})$		14	14
$n_2(^{13}\text{C})$		7	7
$n_1(^1\text{H})$		6	18
$n_2(^1\text{H})$		3	9
$\omega_{\text{ev}}^{\text{nut}}(^1\text{H})/2\pi$		520 Hz	520 Hz
$\omega_{\text{ev}}^{\text{nut}}(^{13}\text{C})/2\pi$		700 Hz	700 Hz
$T_1(^{13}\text{C})$	6.0 ± 0.1 s	6.0 ± 0.1 s	
$T_1(^1\text{H})$	6.0 ± 0.1 s	4.5 ± 0.1 s	

Table 1 Spin system and pulse sequences parameters for $^{13}\text{C}_2$ -AFD and $^{13}\text{C}_2$ -AMD in CD_3OD . J couplings and chemical shift differences were obtained by fitting the 1D-NMR spectra with *Spinach*^{36,37}. The pulse sequence parameters $\Delta(^{13}\text{C})$, $\Delta(^1\text{H})$, $n_1(^{13}\text{C})$, $n_1(^1\text{H})$, $\omega_{\text{ev}}^{\text{nut}}(^{13}\text{C})/2\pi$, $\omega_{\text{ev}}^{\text{nut}}(^1\text{H})/2\pi$ were optimized experimentally for both molecules. Relaxation time constants T_1 were measured by standard inversion-recovery at a magnetic field of 11.75 T.

sure/vacuum 5 mm NMR tube, degassed thoroughly using the freeze and pump technique (5 cycles), and hermetically sealed.

3.2 NMR Experiments

All NMR experiments were performed at a magnetic field of 11.75 T on a Bruker 500 MHz Avance III spectrometer using a Bruker 5mm triple-resonance liquid-state probe.

The ^{13}C and ^1H 1D-NMR spectra were fitted using *Spinach* simulation software^{36,37}. The obtained chemical shift and coupling parameters are given in Table 1.

The spin systems in both $^{13}\text{C}_2$ -AMD and $^{13}\text{C}_2$ -AFD are far from magnetic equivalence. The coupling difference $|J_{12} - J_{13}|$ is more than twice $|J_{23}|$, well outside the near-magnetic-equivalence condition expressed in Eq. (1).

Experimental investigation of the long-lived states in the four-spin-1/2 systems of $^{13}\text{C}_2$ -AFD and $^{13}\text{C}_2$ -AMD was accomplished by the double-resonance pulse sequences shown in Fig. 5. These pulse sequences are based on the magnetization-to-singlet (M2S) and singlet-to-magnetization (S2M) pulse sequences used to study LLS in homonuclear 2-spin-1/2 systems^{8,9} and in near-equivalent heteronuclear systems¹⁶⁻¹⁹. In the current case, each of the M2S and S2M sequences may be performed on either the ^{13}C or the ^1H channel, giving rise to

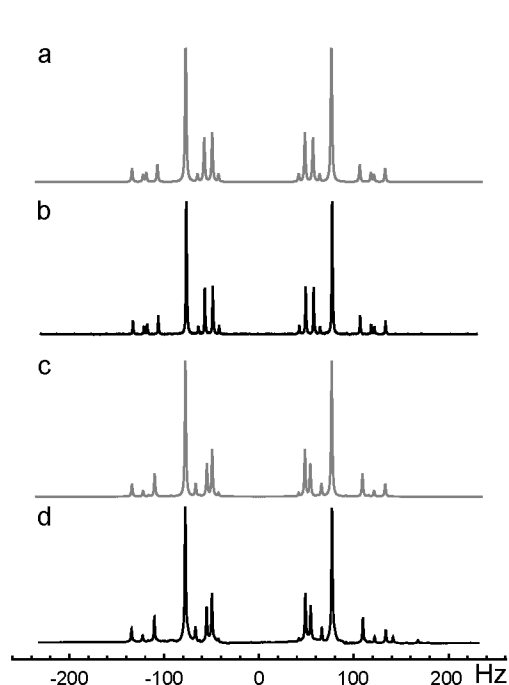


Fig. 3 NMR 1D-spectra of $^{13}\text{C}_2$ -AFD: (a) Simulated ^{13}C spectrum; (b) experimental ^{13}C spectrum. (c) simulated ^1H spectrum; (d) experimental ^1H spectrum.

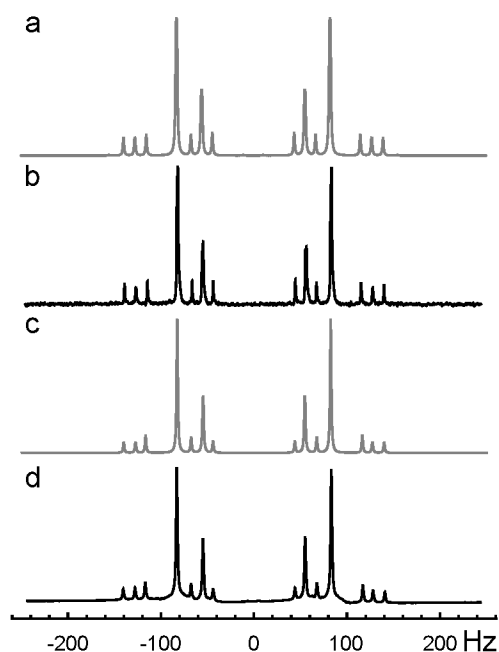


Fig. 4 NMR 1D-spectra of $^{13}\text{C}_2$ -AMD: (a) Simulated ^{13}C spectrum; (b) experimental ^{13}C spectrum. (c) simulated ^1H spectrum; (d) experimental ^1H spectrum.

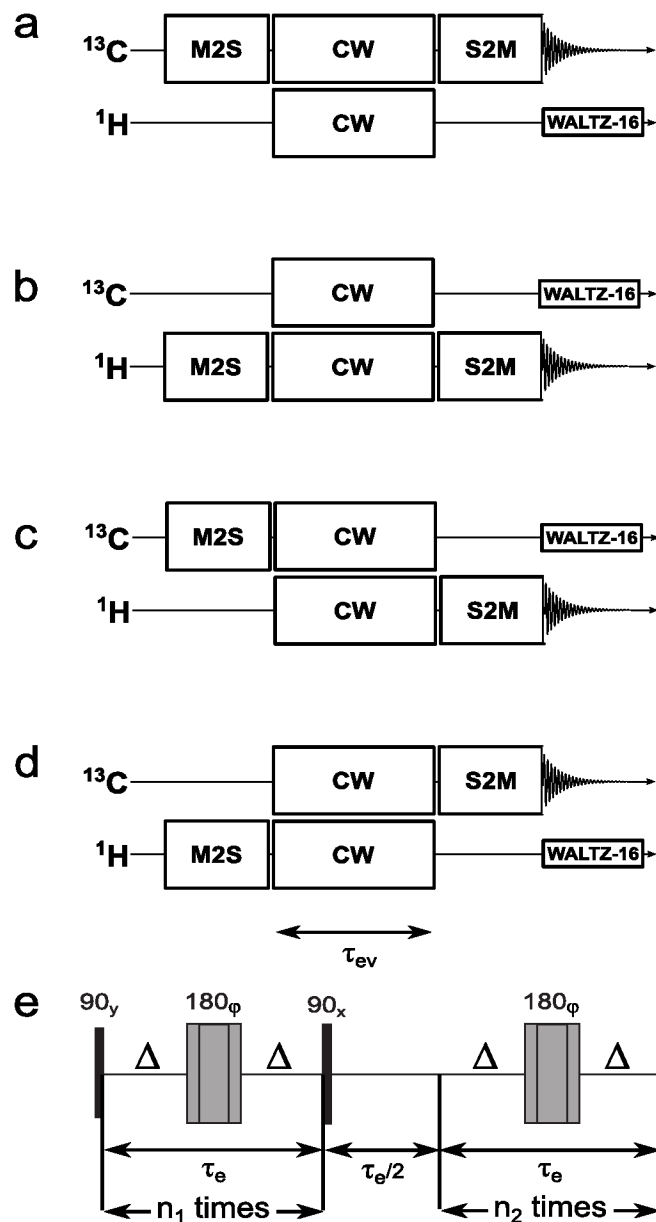


Fig. 5 Pulse sequences used to access the Δ_{gu} state in $^{13}\text{C}_2$ -AFD and $^{13}\text{C}_2$ -AMD. Excitation and detection of Δ_{gu} is done using M2S and S2M pulse sequences, respectively. M2S and S2M are run on the same RF channel in (a) and (b) or on different channels in (c) and (d). The exact scheme of an M2S sequence is shown in (e). The S2M pulse sequence is obtained by running M2S in reverse time order. The echo duration is given by $\tau_e \sim 1/(2J_{14})$ when the sequence is applied to the ^1H channel, and $\tau_e \sim 1/(2J_{23})$ when using the ^{13}C channel. The number of loops is always $n_1 = 2n_2$. During the variable evolution time τ_{ev} a weak continuous wave irradiation of $800\mu\text{W}$ is applied on both RF channels ($\omega_{ev}^{\text{nut}}(^{13}\text{C})/2\pi = 700\text{Hz}$, $\omega_{ev}^{\text{nut}}(^1\text{H})/2\pi = 520\text{Hz}$) to impose chemical equivalence. A WALTZ-16 decoupling sequence³⁸ is applied to the ^1H channel during detection of the ^{13}C signal; WALTZ-16 is applied to the ^{13}C channel when the ^1H signal is detected.

4 THEORY

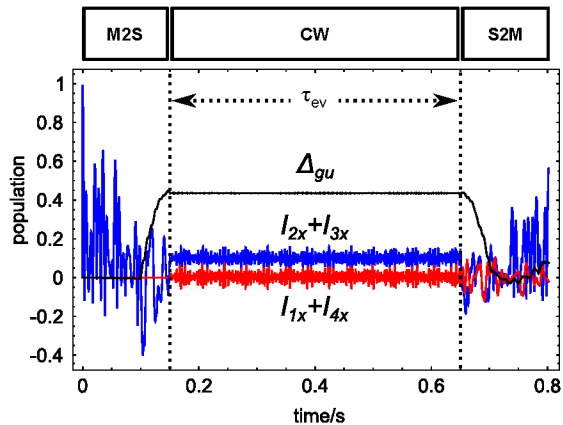


Fig. 6 Simulated trajectories for the transfer of longitudinal magnetization into carbon transverse magnetization $I_{2x} + I_{3x}$ in blue, proton transverse magnetization $I_{1x} + I_{4x}$ in red and Δ_{gu} spin order in black under the pulse sequence in Fig.5a for $^{13}\text{C}_2$ -AFD. The spin system is assumed to evolve under the influence of \mathcal{H}_{coh} with parameters reported in Table 1 and $\tau_{\text{ev}} = 0.5$ s. No relaxation was included in the simulations.

Pulse Sequence	$^{13}\text{C}_2$ -AFD/s	$^{13}\text{C}_2$ -AMD/s
M2S(^{13}C)-S2M(^{13}C)	61.0 ± 1.0	2.5 ± 0.2
M2S(^1H)-S2M(^1H)	63.2 ± 2.5	2.1 ± 0.1
M2S(^{13}C)-S2M(^1H)	59.9 ± 3.2	2.5 ± 0.2
M2S(^1H)-S2M(^{13}C)	61.6 ± 2.0	2.7 ± 0.2

Table 2 Experimental decay time constants for the spin operator term Δ_{gu} as determined by fitting the experimental results in Fig. 7. In the case of $^{13}\text{C}_2$ -AFD, the operator Δ_{gu} is a LLS.

the four pulse sequence combinations reported in Fig. 5. All four sequence variants access the same collective state denoted Δ_{gu} , as reported by the simulation in Fig. 6 performed using *SpinDynamica*³⁹. This operator represents the population difference between spin states that are symmetric (g) and antisymmetric (u) with respect to simultaneous exchanges of the ^1H and the ^{13}C nuclei, as described below. In the case of $^{13}\text{C}_2$ -AFD this four-spin state is long-lived. In all cases, the M2S sequence converts either ^1H or ^{13}C magnetization into Δ_{gu} . This state evolves during a variable evolution interval τ_{ev} , during which an unmodulated irradiation field ($\sim 800\mu\text{W}$) is applied on both RF channels (nutating frequencies reported in Table 1). This suppresses the small chemical shift difference induced by the different ester substituents³³. An S2M sequence, applied on either the ^1H or ^{13}C channel, converts the state Δ_{gu} into observable transverse magnetization, which is then detected.

A WALTZ-16 decoupling sequence³⁸ is applied on the ^1H channel during ^{13}C observation, to collapse the spectrum into

a single peak. Conversely, the ^1H NMR signal is detected in the presence of ^{13}C WALTZ-16 decoupling.

The signal amplitudes for the two compounds, using the four different pulse sequence variants, are plotted against τ_{ev} in Fig. 7. The decay time constants reported in Table 2 are consistent among the four different experiments. The experimental points were fitted using a single exponential decay curve when exciting and detecting the spin system on different RF channels. A double exponential decay curve was instead applied when excitation and detection occurred on the same RF channel. Further details and the fitting functions are reported in the SI. In the case of $^{13}\text{C}_2$ -AFD, the state Δ_{gu} is found to have a decay time constant of $\sim 10T_1$, marking the existence of a four-spin LLS protected against dipole-dipole relaxation and the other mechanisms contributing to the rapid decay of longitudinal magnetization. In the case of $^{13}\text{C}_2$ -AMD, where a local centre of inversion is absent, the state Δ_{gu} decays faster than T_1 and hence cannot be designated as a long-lived state. The experimental results confirm the link between local molecular geometry and the existence of LLS in multi-spin systems.

4 Theory

A nuclear spin system experiences a spin Hamiltonian containing coherent and fluctuating contributions:

$$\mathcal{H} = \mathcal{H}_{\text{coh}} + \mathcal{H}_{\text{fluc}}(t) \quad (2)$$

The coherent terms are time-independent and uniform over the ensemble, whereas the fluctuating terms are time-dependent and have different instantaneous values for different ensemble members. In general \mathcal{H}_{coh} is associated with the frequencies and amplitudes of the NMR peaks, while $\mathcal{H}_{\text{fluc}}$ leads to relaxation. In solution NMR, the symmetry of \mathcal{H}_{coh} is associated with chemical and magnetic equivalence; the symmetry of $\mathcal{H}_{\text{fluc}}$ is responsible for the existence of long-lived forms of spin order. The existence of LLS in near magnetic equivalent multi-spin systems has been recently analysed in terms of the symmetry of the coherent Hamiltonian alone^{17,19}. As shown below, this can be misleading. The interplay of the various symmetries is now described. Although the discussion will be conducted for the specific cases described in this paper, the general principles may be used to analyze a wide variety of molecular geometries.

4.1 Symmetry of the Coherent Hamiltonian

We write the coherent Hamiltonian as follows:

$$\mathcal{H}_{\text{coh}} = \mathcal{H}_{\text{coh}}^0 + \mathcal{H}'_{\text{coh}} \quad (3)$$

where $\mathcal{H}_{\text{coh}}^0$ respects the idealized symmetry of the molecular spin system and $\mathcal{H}'_{\text{coh}}$ is a small perturbation due to the

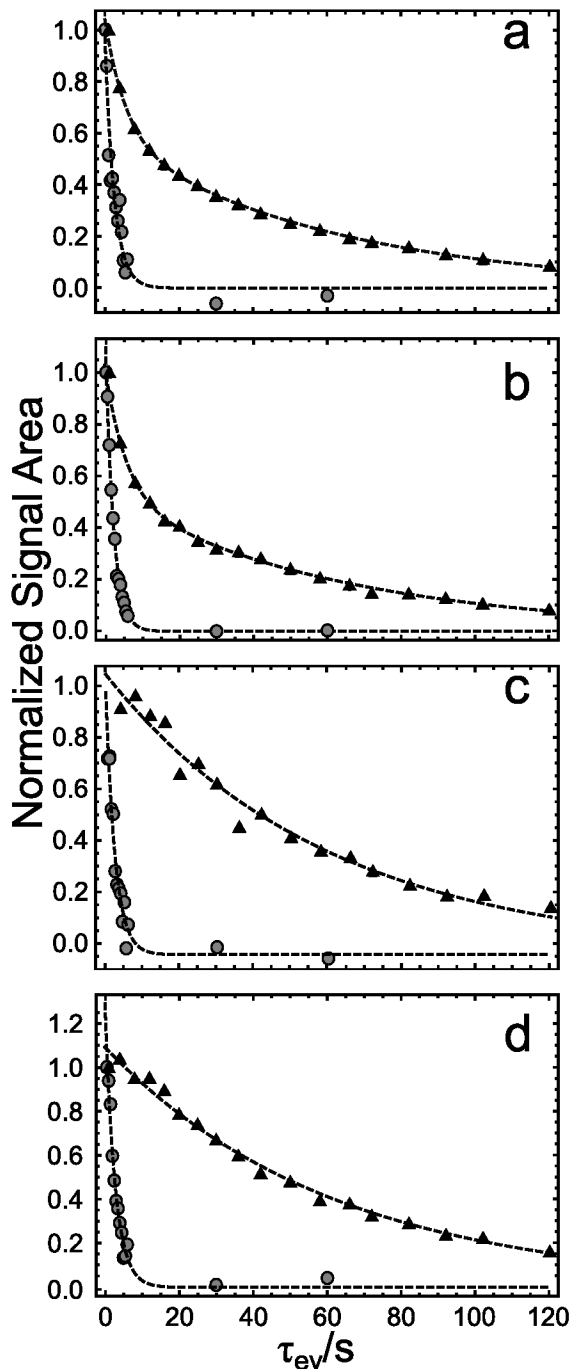


Fig. 7 Experimental results are shown for pulse sequence in (a) Fig. 5a, (b) Fig. 5b, (c) Fig. 5c and (d) Fig. 5d. Black triangles refer to $^{13}\text{C}_2$ -AFD, and gray circles to $^{13}\text{C}_2$ -AMD. The dashed lines are best fits to bi-exponential decays in (a) and (b) and single exponential decays in (c) and (d). The time constants for $^{13}\text{C}_2$ -AFD are: (a) 61.01 ± 0.1 s; (b) 63.2 ± 2.5 s; (c) 59.9 ± 3.2 s; (d) 61.6 ± 2.0 s. The time constants for $^{13}\text{C}_2$ -AMD are: (a) 2.5 ± 0.2 s; (b) 2.1 ± 0.1 s; (c) 2.5 ± 0.2 s; (d) 2.7 ± 0.2 s.

asymmetric remote substituents. In isotropic liquids, each of these is a superposition of Zeeman and J-coupling terms, i.e. $\mathcal{H}_Z = \mathcal{H}_Z^0 + \mathcal{H}_Z'$ and $\mathcal{H}_J = \mathcal{H}_J^0 + \mathcal{H}_J'$, where in the current cases

$$\begin{aligned} \mathcal{H}_Z^0 &= \frac{1}{2}\omega_H^0(\delta_1 + \delta_4)(I_{1z} + I_{4z}) \\ &+ \frac{1}{2}\omega_C^0(\delta_2 + \delta_3)(I_{2z} + I_{3z}) \end{aligned} \quad (4)$$

$$\begin{aligned} \mathcal{H}_J^0 &= \pi(J_{12} + J_{34})(I_{1z}I_{2z} + I_{3z}I_{4z}) \\ &+ \pi(J_{13} + J_{24})(I_{1z}I_{3z} + I_{2z}I_{4z}) \\ &+ 2\pi(J_{14}I_1 \cdot I_4 + J_{23}I_2 \cdot I_3) \end{aligned} \quad (5)$$

$$\begin{aligned} \mathcal{H}_Z' &= \frac{1}{2}\omega_H^0(\delta_1 - \delta_4)(I_{1z} - I_{4z}) \\ &+ \frac{1}{2}\omega_C^0(\delta_2 - \delta_3)(I_{2z} - I_{3z}) \end{aligned} \quad (6)$$

$$\begin{aligned} \mathcal{H}_J' &= \pi(J_{12} - J_{34})(I_{1z}I_{2z} - I_{3z}I_{4z}) \\ &+ \pi(J_{13} - J_{24})(I_{1z}I_{3z} - I_{2z}I_{4z}) \end{aligned} \quad (7)$$

Here ω_C^0 and ω_H^0 are the Larmor frequencies of ^{13}C and ^1H , and δ_i represents the chemical shift of nucleus I_i . The terms \mathcal{H}_Z^0 and \mathcal{H}_J^0 respect the *local* symmetry of the four-spin system, while the terms \mathcal{H}_Z' and \mathcal{H}_J' contain the small symmetry-breaking terms induced by the remote asymmetric ester groups. In the experiments described here, the asymmetric term $\mathcal{H}_{\text{coh}}'$ is exploited during the M2S and S2M sequences to access the state Δ_{gu} . However, during the evolution interval τ_{ev} , the effect of $\mathcal{H}_{\text{coh}}'$ is suppressed by the applied RF field.

Spin permutation operators denoted $(i_1 i_2 \dots i_n)$ may be defined, which lead to a cyclic permutation of n spin labels when applied to a spin state or a spin operator⁴⁰. Different spin permutations may be multiplied. Examples are:

$$(12)I_{1z}I_{3z}(12)^\dagger = I_{2z}I_{3z} \quad (8)$$

$$(12)(34)I_{1z}I_{3z}(34)^\dagger(12)^\dagger = I_{2z}I_{4z} \quad (9)$$

The *symmetry group of the coherent Hamiltonian*, denoted $\mathcal{G}_{\text{coh}}^0$, is defined here as the group of spin permutation operations which commutes with $\mathcal{H}_{\text{coh}}^0$.

In the current case, the group $\mathcal{G}_{\text{coh}}^0$ consists of just two operations, for both molecules:

$$\mathcal{G}_{\text{coh}}^0(\text{AFD}) = \mathcal{G}_{\text{coh}}^0(\text{AMD}) = \{E, (14)(23)\} \quad (10)$$

where E is the identity. The presence of the permutation (14) indicates that spins I_1 and I_4 are chemically equivalent (as far as the idealized Hamiltonian $\mathcal{H}_{\text{coh}}^0$ is concerned). The fact that the permutation (14) does not appear in the group $\mathcal{G}_{\text{coh}}^0$ as an isolated element, but as a product with a different permutation (23), indicates that spins I_1 and I_4 are magnetically inequivalent.

The group $\mathcal{G}_{\text{coh}}^0$ has two irreducible representations denoted A_g and B_u , with opposite parity under the operation (14)(23).

\mathbb{B}_{ST}	$p^{(23)}$	$p^{(14)}$	$p^{(14)(23)}$	M
$ \mathbb{T}_1^{23}\mathbb{T}_1^{14}\rangle$	g	g	g	2
$ \mathbb{T}_0^{23}\mathbb{T}_1^{14}\rangle$	g	g	g	1
$ \mathbb{T}_1^{23}\mathbb{T}_0^{14}\rangle$	g	g	g	1
$ \mathbb{T}_1^{23}\mathbb{T}_{-1}^{14}\rangle$	g	g	g	0
$ \mathbb{T}_0^{23}\mathbb{T}_0^{14}\rangle$	g	g	g	0
$ \mathbb{T}_{-1}^{23}\mathbb{T}_1^{14}\rangle$	g	g	g	0
$ \mathbb{T}_0^{23}\mathbb{T}_{-1}^{14}\rangle$	g	g	g	-1
$ \mathbb{T}_{-1}^{23}\mathbb{T}_0^{14}\rangle$	g	g	g	-1
$ \mathbb{T}_{-1}^{23}\mathbb{T}_{-1}^{14}\rangle$	g	g	g	-2
$ \mathbb{S}_0^{23}\mathbb{S}_0^{14}\rangle$	u	u	g	0
$ \mathbb{T}_1^{23}\mathbb{S}_0^{14}\rangle$	g	u	u	1
$ \mathbb{T}_0^{23}\mathbb{S}_0^{14}\rangle$	g	u	u	0
$ \mathbb{T}_{-1}^{23}\mathbb{S}_0^{14}\rangle$	g	u	u	-1
$ \mathbb{S}_0^{23}\mathbb{T}_1^{14}\rangle$	u	g	u	1
$ \mathbb{S}_0^{23}\mathbb{T}_0^{14}\rangle$	u	g	u	0
$ \mathbb{S}_0^{23}\mathbb{T}_{-1}^{14}\rangle$	u	g	u	-1

Table 3 The first column lists the components of the basis set \mathbb{B}_{ST} in equation 11 used for describing both $^{13}\text{C}_2$ -AFD, $^{13}\text{C}_2$ -AMD. Each ket is classified according to its parity under exchange of the two ^{13}C nuclei, exchange of the two ^1H nuclei, and simultaneous exchange of both homonuclear pairs. The last column indicates the total magnetic quantum number.

In the absence of any symmetry breaking interactions, the NMR spectral peaks are generated by transitions within the A_g or B_u manifolds.

4.1.1 Singlet-Triplet product basis

We follow Warren et al.¹⁶ by considering a basis set which is a direct product of the singlet-triplet bases formed by homonuclear spin pairs:

$$\mathbb{B}_{ST} = \{ST\}_{23} \otimes \{ST\}_{14} \quad (11)$$

A permutation (ij) acting upon a ket belonging to $\{ST\}_{ij}$ gives:

$$(ij)|\Psi_{ij}\rangle = p^{(ij)}|\Psi_{ij}\rangle \quad (12)$$

$|\Psi_{ij}\rangle$ is said to be *symmetric* or *gerade* (g) when $p^{(ij)} = +1$; *antisymmetric* or *ungerade* (u) when $p^{(ij)} = -1$.

As different spin permutations may be multiplied, a four-spin state can be either symmetric (g) or antisymmetric (u) under the homonuclear spin permutation $(ij)(kl)$, that is $p^{(ij)(kl)} = +1$ (for g) or $p^{(ij)(kl)} = -1$ (for u).

States belonging to \mathbb{B}_{ST} can be classified (see Table 3) according to the magnetic quantum number M and their parities under the homonuclear spin permutations:

$$\begin{aligned} (I_{1z} + I_{2z} + I_{3z} + I_{4z})(|\Psi_{14}\rangle \otimes |\Psi_{23}\rangle) &= M(|\Psi_{14}\rangle \otimes |\Psi_{23}\rangle) \\ (14)(|\Psi_{14}\rangle \otimes |\Psi_{23}\rangle) &= p^{(14)}(|\Psi_{14}\rangle \otimes |\Psi_{23}\rangle) \\ (23)(|\Psi_{14}\rangle \otimes |\Psi_{23}\rangle) &= p^{(23)}(|\Psi_{14}\rangle \otimes |\Psi_{23}\rangle) \\ (14)(23)(|\Psi_{14}\rangle \otimes |\Psi_{23}\rangle) &= p^{(14)}p^{(23)}(|\Psi_{14}\rangle \otimes |\Psi_{23}\rangle) = \\ &= p^{(14)(23)}(|\Psi_{14}\rangle \otimes |\Psi_{23}\rangle) \end{aligned} \quad (13)$$

The 16 states reported in Table 3 form an orthonormal basis set and are classified according to their symmetry with respect to the permutation (14)(23) into irreducible representations A_g and B_u :

$$\Gamma_{\text{spin}} = 10A_g \oplus 6B_u \quad (14)$$

4.2 Symmetry of the Fluctuating Hamiltonian

Consider now the fluctuating spin interactions which cause relaxation. An example of such interactions is given by the dipole-dipole interaction between the nuclei, which may be written as follows:

$$\mathcal{H}_{\text{DD}}(t) = \sum_{\{i,j\}} \sum_{m=-2}^{+2} \sqrt{6} b_{ij} D_{0m}^2(\Omega_{pL}^{ij}(t)) T_{2m}^{ij} \quad (15)$$

where the dipole-dipole coupling constant between a pair of nuclei is $b_{ij} = -(\mu_0/4\pi)\gamma_i\gamma_j\hbar r_{ij}^{-3}$, D^2 is a second-rank Wigner rotation matrix, Ω_{pL}^{ij} represents the set of three Euler angles defining the orientation of the internuclear vector between I_j and I_k in the laboratory frame, and T_2^{ij} is a second-rank irreducible spherical tensor.

At an arbitrarily time point t , molecular vibrations distort the molecular geometry away from its equilibrium configuration, breaking the geometrical symmetry. Hence, in general, the instantaneous value of $\mathcal{H}_{\text{DD}}(t)$ (and other fluctuating terms) does not display symmetry. However, since rapid vibrations are usually too fast to cause significant NMR relaxation, the relevant spin Hamiltonian for relaxation purposes may be locally averaged over molecular vibrations (typically on the sub-picosecond timescale), denoted here $\langle \mathcal{H}_{\text{DD}}(t) \rangle_{\text{vib}}$. This *vibrationally averaged spin Hamiltonian* reflects the geometrical symmetry of the equilibrium molecular structure, and displays the corresponding spin permutation symmetry.

In general, $\langle \mathcal{H}_{\text{DD}}(t) \rangle_{\text{vib}}$ may be calculated from equation 15 by using nuclear coordinates from the equilibrium molecular geometry, but with small adjustments to the interaction strengths caused by vibrational averaging.

As previously done for \mathcal{H}_{coh} we will consider in this section the nuclear spin permutations that are symmetry operations for $\langle \mathcal{H}_{\text{DD}}(t) \rangle_{\text{vib}}$ in both molecular systems.

In the case of $^{13}\text{C}_2$ -AFD, the permutation (14)(23) is a symmetry operation for the vibrationally-averaged dipole-dipole spin Hamiltonian because of the inversion geometry of the local molecular structure. The double permutation always exchanges pairs of nuclei with parallel internuclear vectors, so that the spatial interaction tensors are identical for all molecular orientations. Similar considerations apply for other interaction terms such as the chemical shift anisotropy.

The group of the vibrationally-averaged fluctuating Hamiltonian is therefore given by

$$\mathcal{G}_{\text{fluc}}^0(\text{AFD}) = \{E, (14)(23)\} \quad (16)$$

where $\mathcal{G}_{\text{fluc}}^0$ contains the group of spin permutation operators that commute with $\langle \mathcal{H}_{\text{fluc}} \rangle_{\text{vib}}$. In the case of the *cis* isomer, the equilibrium geometry is not sufficient to impose symmetry on the vibrationally averaged spin Hamiltonian. We therefore get a trivial symmetry group in this case,

$$\mathcal{G}_{\text{fluc}}^0(\text{AMD}) = \{E\} \quad (17)$$

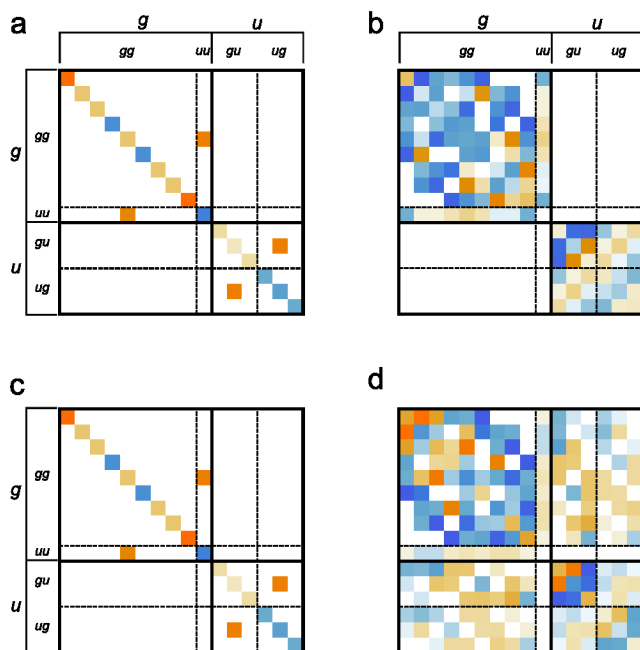


Fig. 8 Matrix plot representations of $\mathcal{H}_{\text{coh}}^0$ and $\langle \mathcal{H}_{\text{DD}}(t) \rangle_{\text{vib}}$ hamiltonians for $^{13}\text{C}_2$ -AFD in panels (a), (b) and for $^{13}\text{C}_2$ -AMD in panels (c) and (d) respectively. $\langle \mathcal{H}_{\text{DD}}(t) \rangle_{\text{vib}}$ hamiltonian is block diagonal for $^{13}\text{C}_2$ -AFD (panel (b)). The basis is \mathbb{B}_{ST} , and the ordering follows the convention adopted in Table 3.

Figure 8 illustrates the symmetry properties of the vibrationally averaged intramolecular dipole-dipole interaction, in the two molecular systems. The figure shows matrix representations of $\langle \mathcal{H}_{\text{DD}} \rangle_{\text{vib}}$ in the basis \mathbb{B}_{ST} . In the case of $^{13}\text{C}_2$ -

AFD (Fig. 8b), the matrix representation of $\langle \mathcal{H}_{\text{DD}} \rangle_{\text{vib}}$ is block-diagonal in this basis, since the vibrationally averaged dipole-dipole Hamiltonian has the same symmetry as $\mathcal{H}_{\text{coh}}^0$ (equations 10 and 16). In the case of $^{13}\text{C}_2$ -AMD (Fig. 8d), on the other hand, off-diagonal elements connecting different irreducible representations appear, since $\langle \mathcal{H}_{\text{DD}} \rangle_{\text{vib}}$ has a lower symmetry than $\mathcal{H}_{\text{coh}}^0$ (equation 17).

The sole consideration of the symmetry properties of the coherent hamiltonian (Fig. 8a and Fig. 8c) to infer the existence of LLS could be deceptive. The symmetry group for $\mathcal{H}_{\text{coh}}^0$ is identical for both $^{13}\text{C}_2$ -AFD and $^{13}\text{C}_2$ -AMD (Eq. 10) but a long-lived order is expected only in one case.

In general, if the molecular structure is rigid, and the equilibrium geometry of the local spin system is centrosymmetric, the group $\mathcal{G}_{\text{fluc}}^0$ has dimension 2. If the molecule is rigid but non-centrosymmetric, $\mathcal{G}_{\text{fluc}}^0$ has dimension 1. The symmetry properties of the coherent and fluctuating hamiltonians can be combined to derive the correct symmetry properties for the Liouvillian superoperator.

4.3 Idealized Liouvillian Group and Long-Lived States

We define the *idealized Liouvillian group* of the spin system as the intersection of the groups $\mathcal{G}_{\text{coh}}^0$ and $\mathcal{G}_{\text{fluc}}^0$:

$$\mathcal{G}_{\mathcal{L}}^0 = \mathcal{G}_{\text{coh}}^0 \cap \mathcal{G}_{\text{fluc}}^0 \quad (18)$$

For the two molecules discussed here, we have:

$$\mathcal{G}_{\mathcal{L}}^0(\text{AFD}) = \{E, (14)(23)\} \quad (19)$$

$$\mathcal{G}_{\mathcal{L}}^0(\text{AMD}) = \{E\} \quad (20)$$

The coherent and fluctuating Hamiltonians cannot induce transitions between states which belong to different irreducible representations of the group $\mathcal{G}_{\mathcal{L}}^0$. Hence the spin evolution must preserve a population difference between states belonging to different irreducible representations of $\mathcal{G}_{\mathcal{L}}^0$. Such a population difference is a constant of motion and does not evolve, providing that the realistic spin interactions conform exactly the idealized symmetry assumed in the theoretical model. In practice, deviations from ideal symmetry invariably cause slow relaxation, but the lifetime of such a state may nevertheless be long compared to the relaxation of most other states.

Suppose that $\mathcal{G}_{\mathcal{L}}^0$ has $n_{\mathcal{L}}$ irreducible representations. There are $n_{\mathcal{L}}$ combinations of populations which do not evolve, in the ideal case. However one of these constants of motion is the total spin system population, which is trivially conserved in all circumstances, for a closed system.

Hence the number of non-trivial long-lived states (N_{LLS}) is given by $n_{\mathcal{L}} - 1$.

$$N_{\text{LLS}} = n_{\mathcal{L}} - 1 \quad (21)$$

In the case of $^{13}\text{C}_2$ -AFD, which has a two-dimensional idealized Liouvillian group (equation 19), there is a LLS given by the difference in mean population of states with A_g and B_u symmetry:

$$\Delta_{gu} = \frac{1}{10} \sum_{i=1}^{10} |i, A_g\rangle \langle i, A_g| - \frac{1}{6} \sum_{i=1}^6 |i, B_u\rangle \langle i, B_u| \quad (22)$$

This corresponds to the following combination of spherical tensor operators:

$$\Delta_{gu} = T_{00}^{23} + T_{00}^{14} - 4\sqrt{3}T_{00}T_{00}^{14} \quad (23)$$

where $T_{00}^{ij} = -3^{-1/2}\mathbf{I}_i \cdot \mathbf{I}_j$ is the rank-0 spherical tensor operator between nuclei i and j . Equation 23 highlights the invariance of the LLS under rotations of both spin ^1H and ^{13}C spin states, and can also be written as:

$$\Delta_{gu} = -\frac{1}{\sqrt{3}}(\mathbf{I}_2 \cdot \mathbf{I}_3 + \mathbf{I}_1 \cdot \mathbf{I}_4 - 4(\mathbf{I}_2 \cdot \mathbf{I}_3)(\mathbf{I}_1 \cdot \mathbf{I}_4)) \quad (24)$$

The operator Δ_{gu} is a LLS in the case of $^{13}\text{C}_2$ -AFD, since the double spin permutation (14)(23) is an element of $\mathcal{G}_L^0(\text{AFD})$ (see Eq. 19). In the case of $^{13}\text{C}_2$ -AMD, the idealized Liouvillian group is one-dimensional even in a regime of perfect chemical equivalence (see equation 20) and there is no long-lived state, except for the trivial mean of all spin state populations that is always a conserved quantity for an isolated spin system.

4.4 Torsional angle dependence of the decay rate

The dependence of the LLS on the equilibrium molecular geometry is now investigated. The arrangements of the four nuclear spins in $^{13}\text{C}_2$ -AMD and $^{13}\text{C}_2$ -AFD may be obtained from each another by rotating one of the heteronuclear ^{13}CH single bonds around the axis passing through the $^{13}\text{C}_2$ double bond.

The standard approach in LLS analysis consists in the diagonalization of the Liouvillian superoperator that can be set up to include all the relevant relaxation mechanisms. We will restrict our considerations to the relaxation induced by the intramolecular dipole-dipole interaction (equation 25) for simplicity. When the dimension of the Hilbert space is N the Liouvillian superoperator has a set of N^2 eigenvalues-eigenoperators pairs $\{L_q, Q_q\}$. In general \hat{L}_{DD} is not hermitian so the eigenvalues may be complex.

$$\hat{L}_{\text{DD}}Q_q = L_qQ_q \quad (25)$$

$$L_q = -\lambda_q + i\omega_q \quad (26)$$

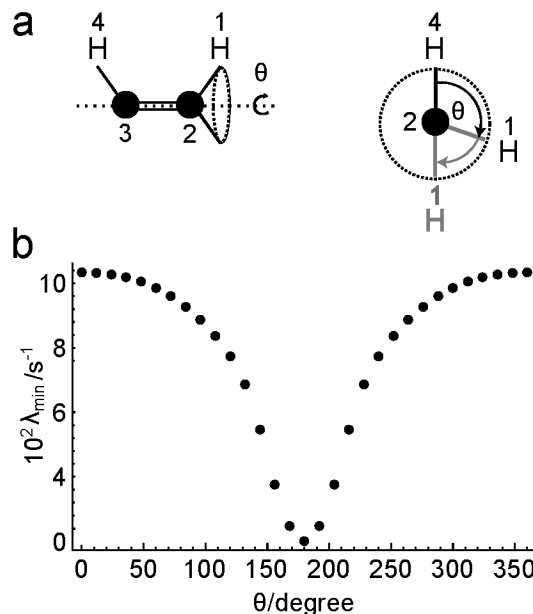


Fig. 9 (a) The geometric configurations obtainable by rotation of the single ^{13}CH bond through the $^{13}\text{C}_2$ double bond axis. The front view and the through $^{13}\text{C}_2$ double bond view are given. $\theta = 0^\circ$ and $\theta = 180^\circ$ correspond to equilibrium spin systems configurations of $^{13}\text{C}_2$ -AMD and $^{13}\text{C}_2$ -AFD respectively. (b) The smallest non-zero decay rate constant λ_{\min} plotted against torsional angle θ , obtained by numerical analysis of the Liouvillian superoperator. Only dipole-dipole relaxation is included, with a rotational correlation time of $\tau_C = 15$ ps. A zero value, signifying the existence of a infinitely LLS, is present only when $\theta = 180^\circ$: the geometric configuration of $^{13}\text{C}_2$ -AFD.

Equation 25 is the Liouville-von Neumann equation. Eigenoperators Q_q with complex eigenvalues correspond to coherences oscillating at frequency ω_q and decaying to equilibrium with a rate constant λ_q . Eigenoperators Q_q with real eigenvalues ($\omega_q = 0$) correspond to spin state populations decaying with a rate λ_q . The eigenvalue $\lambda_q = 0$ corresponds to the identity operator, corresponding to the conservation of the sum of all spin-state populations.

Numerical simulation performed with *SpinDynamica*³⁹ in Fig. 9b shows the dependence of the smallest non-zero rate constant λ_{\min} on the torsional angle θ . It was assumed the J coupling parameters to be independent of the torsional angle and equal to those reported in Table 1 for $^{13}\text{C}_2$ -AFD. This approximation appears to be reasonable given the small difference in parameters as obtained by fitting the 1D-NMR spectra and listed in Table 1. The relaxation superoperator takes into account all dipole-dipole couplings in the 4-spin system and assumes rigid molecular geometry and isotropic molecular tumbling with a correlation time $\tau_C = 15$ ps. As expected, a long-lived state with infinite relaxation time is predicted only

when $\theta = 180^\circ$, which is the geometric equilibrium configuration for $^{13}\text{C}_2$ -AFD.

4.5 Symmetry Breaking

Since applied fields are symmetric for all spins, the LLS described by equation 22 can only be accessed by breaking the idealized Liouvillian symmetry \mathcal{G}_L^0 . In the current case, the symmetry-breaking occurs naturally through the term $\mathcal{H}'_{\text{coh}}$, which is associated with the asymmetric ester substituents. The true symmetry group of the coherent Hamiltonian is therefore given by $\mathcal{G}_{\text{coh}} = \{E\}$, instead of the idealized group $\mathcal{G}_{\text{coh}}^0$ in equation 10. The true Liouvillian group is given by

$$\mathcal{G}_L = \mathcal{G}_{\text{coh}} \cap \mathcal{G}_{\text{fluc}} \quad (27)$$

which in the current case is simply $\mathcal{G}_L = \{E\}$ for both molecular systems. In the case of $^{13}\text{C}_2$ -AFD, the symmetry-breaking perturbation generates terms connecting the irreducible representations of \mathcal{G}_L^0 , allowing experimental access to the LLS, through pulse sequences such as M2S, S2M, and relatives^{8,9,20}. In the study described here, the symmetry-breaking perturbation induced by the asymmetric ester substituents is large enough to provide experimental access to the LLS, but sufficiently small that a theoretical description based on the idealized Liouvillian group \mathcal{G}_L^0 provides a good approximation.

Following the notation used throughout the script where ^1H nuclei are labelled 1 and 4, and ^{13}C nuclei are labelled 2 and 3, the theory developed could be also applied to the molecular AA'XX' 4-spin systems discussed for example in refs^{17,18,25-27}. The coherent spin Hamiltonian displays near-magnetic-equivalence, and the central spin pair is sufficiently remote from other participating spins that the symmetry group $\{E, (14), (23), (14)(23)\}$ is a reasonable approximation for both the coherent and the fluctuating Hamiltonians. This group has four irreducible representations, leading to three non-trivial long-lived states. Two of these may be accessed without breaking the chemical equivalence.

5 Conclusions

We have demonstrated the existence of a long-lived nuclear spin state in a multiple spin system, far from the usual conditions of near magnetic equivalence. A state of this kind is only supported by molecules with centrosymmetric local molecular geometry, such as fumarate. A group theoretical description of the conditions leading to long-lived states in multiple spin systems has been given. This theoretical approach is likely to be useful for understanding a variety of related problems, such as long-lived states in chemically equivalent spin systems^{16-19,25-27} and long-lived states in rapidly rotating methyl groups³¹.

The existence of long-lived states in fumarate derivatives may also have practical relevance to hyperpolarized NMR studies of fumarate metabolism, in the context of *in vivo* cancer detection^{41,42}. We are currently exploring the possibility of generating the long-lived population imbalance between the A_g and B_u manifolds directly through solid-state dynamic nuclear polarization (DNP), as has been demonstrated for singlet order in spin-pair systems⁴³.

6 Acknowledgements

This research was funded by EPSRC(UK) and the European Research Council. We are grateful to Salvatore Mamone, Jean-Nicolas Dumez, Michael C. D. Tayler and Kevin Brindle for discussions and suggestions, and to Ole G. Johannessen for instrumental support.

References

- 1 M. Carravetta, O. Johannessen and M. Levitt, *Phys. Rev. Lett.*, 2004, **92**, 153003.
- 2 M. Carravetta and M. H. Levitt, *J. Am. Chem. Soc.*, 2004, **126**, 6228–9.
- 3 M. Carravetta and M. H. Levitt, *J. Chem. Phys.*, 2005, **122**, 214505.
- 4 R. Sarkar, P. R. Vasos and G. Bodenhausen, *J. Am. Chem. Soc.*, 2007, **129**, 328–34.
- 5 G. Pileio and M. H. Levitt, *J. Magn. Reson.*, 2007, **187**, 141–5.
- 6 G. Pileio, M. Carravetta, E. Hughes and M. H. Levitt, *J. Am. Chem. Soc.*, 2008, **130**, 12582–3.
- 7 M. C. D. Tayler, S. Marie, A. Ganesan and M. H. Levitt, *J. Am. Chem. Soc.*, 2010, **132**, 8225–8227.
- 8 G. Pileio, M. Carravetta and M. H. Levitt, *Proc. Natl. Acad. Sci. U. S. A.*, 2010, **107**, 17135–9.
- 9 M. C. D. Tayler and M. H. Levitt, *Phys. Chem. Chem. Phys.*, 2011, **13**, 5556–60.
- 10 M. H. Levitt, *Annu. Rev. Phys. Chem.*, 2012, **63**, 89–105.
- 11 G. Pileio, J. T. Hill-Cousins, S. Mitchell, I. Kuprov, L. J. Brown, R. C. D. Brown and M. H. Levitt, *J. Am. Chem. Soc.*, 2012, **134**, 17494–17497.
- 12 G. Pileio, S. Bowen, C. Laustsen, M. C. D. Tayler, J. T. Hill-Cousins, L. J. Brown, R. C. D. Brown, J. H. Ardenkjaer-Larsen and M. H. Levitt, *J. Am. Chem. Soc.*, 2013, **135**, 5084–8.
- 13 J.-N. Dumez, J. T. Hill-Cousins, R. C. D. Brown and G. Pileio, *J. Magn. Reson.*, 2014, **246**, 27–30.
- 14 A. K. Grant and E. Vinogradov, *J. Magn. Reson.*, 2008, **193**, 177–90.
- 15 W. S. Warren, E. Jenista, R. T. Branca and X. Chen, *Science*, 2009, **323**, 1711–4.
- 16 Y. Feng, R. M. Davis and W. S. Warren, *Nat. Phys.*, 2012, **8**, 831–837.
- 17 Y. Feng, T. Theis, T.-L. Wu, K. Claytor and W. S. Warren, *J. Chem. Phys.*, 2014, **141**, 134307.
- 18 K. Claytor, T. Theis, Y. Feng and W. Warren, *J. Magn. Reson.*, 2014, **239**, 81–6.
- 19 K. Claytor, T. Theis, Y. Feng, J. Yu, D. Gooden and W. S. Warren, *J. Am. Chem. Soc.*, 2014, **136**, 15118–21.
- 20 S. J. DeVience, R. L. Walsworth and M. S. Rosen, *Phys. Rev. Lett.*, 2013, **111**, 173002.
- 21 N. Salvi, R. Buratto, A. Bornet, S. Ulzega, I. Rentero Rebollo, A. Angelini, C. Heinis and G. Bodenhausen, *J. Am. Chem. Soc.*, 2012, **134**, 11076–9.

REFERENCES

REFERENCES

- 22 R. Buratto, D. Mammoli, E. Chiarparin, G. Williams and G. Bodenhausen, *Angew. Chem. Int. Ed. Engl.*, 2014, **53**, 11376–80.
- 23 P. R. Vasos, A. Comment, R. Sarkar, P. Ahuja, S. Jannin, J.-P. Ansermet, J. a. Konter, P. Hautle, B. van den Brandt and G. Bodenhausen, *Proc. Natl. Acad. Sci. U. S. A.*, 2009, **106**, 18469–73.
- 24 P. Ahuja, R. Sarkar, S. Jannin, P. R. Vasos and G. Bodenhausen, *Chem. Commun. (Camb)*, 2010, **46**, 8192–4.
- 25 L. Buljubasich, M. B. Franzoni, H. W. Spiess and K. Münnemann, *J. Magn. Reson.*, 2012, **219**, 33–40.
- 26 M. B. Franzoni, L. Buljubasich, H. W. Spiess and K. Münnemann, *J. Am. Chem. Soc.*, 2012, **134**, 10393–6.
- 27 Y. Zhang, P. C. Soon, A. Jerschow and J. W. Canary, *Angew. Chemie - Int. Ed.*, 2014, **53**, 3396–3399.
- 28 T. Theis, M. Truong, A. M. Coffey, E. Y. Chekmenev and W. S. Warren, *J. Magn. Reson.*, 2014, **248C**, 23–26.
- 29 M. Emondts, M. P. Ledbetter, S. Pustelny, T. Theis, B. Patton, J. W. Blanchard, M. C. Butler, D. Budker and A. Pines, *Phys. Rev. Lett.*, 2014, **112**, 077601.
- 30 H. J. Hogben, P. J. Hore and I. Kuprov, *J. Magn. Reson.*, 2011, **211**, 217–20.
- 31 B. Meier, J.-N. Dumez, G. Stevanato, J. T. Hill-Cousins, S. S. Roy, P. Häkansson, S. Mamone, R. C. D. Brown, G. Pileio and M. H. Levitt, *J. Am. Chem. Soc.*, 2013, **135**, 18746–9.
- 32 M. H. Levitt, *Spin dynamics. Basics of Nuclear Magnetic Resonance*, 2001.
- 33 G. Pileio and M. H. Levitt, *J. Chem. Phys.*, 2009, **130**, 214501.
- 34 G. Pileio, M. Carravetta and M. H. Levitt, *PNAS*, 2010, **107**, 17135–17139.
- 35 T. Theis, Y. Feng, T.-I. Wu and W. S. Warren, *J. Chem. Phys.*, 2014, **140**, 014201.
- 36 H. J. Hogben, M. Krzystyniak, G. T. P. Charnock, P. J. Hore and I. Kuprov, *J. Magn. Reson.*, 2011, **208**, 179–194.
- 37 I. Kuprov, *J. Magn. Reson.*, 2011, **209**, 31–38.
- 38 A. Shaka, J. Keeler and R. Freeman, *J. Magn. Reson.*, 1983, **53**, 313–340.
- 39 M. H. Levitt, *SpinDynamica*, 2013.
- 40 P. Bunker and P. Jensen, *Molecular Symmetry and Spectroscopy*, Academic Press, London, II edn, 2006, p. 721.
- 41 M. Karlsson, A. Gisselsson, S. K. Nelson, T. H. Witney, S. E. Bohndiek, G. Hansson, T. Peitersen, M. H. Lerche and K. M. Brindle, *Proc. Natl. Acad. Sci. U. S. A.*, 2009, **106**, 19801–19806.
- 42 K. M. Brindle, S. E. Bohndiek, F. a. Gallagher and M. I. Kettunen, *Magn. Reson. Med.*, 2011, **66**, 505–19.
- 43 M. C. D. Tayler, I. Marco-Rius, M. I. Kettunen, K. M. Brindle, M. H. Levitt and G. Pileio, *J. Am. Chem. Soc.*, 2012, **134**, 7668–71.