

# ChemComm

Accepted Manuscript



This is an *Accepted Manuscript*, which has been through the Royal Society of Chemistry peer review process and has been accepted for publication.

*Accepted Manuscripts* are published online shortly after acceptance, before technical editing, formatting and proof reading. Using this free service, authors can make their results available to the community, in citable form, before we publish the edited article. We will replace this *Accepted Manuscript* with the edited and formatted *Advance Article* as soon as it is available.

You can find more information about *Accepted Manuscripts* in the [Information for Authors](#).

Please note that technical editing may introduce minor changes to the text and/or graphics, which may alter content. The journal's standard [Terms & Conditions](#) and the [Ethical guidelines](#) still apply. In no event shall the Royal Society of Chemistry be held responsible for any errors or omissions in this *Accepted Manuscript* or any consequences arising from the use of any information it contains.

Cite this: DOI: 10.1039/c0xx00000x

www.rsc.org/xxxxxx

## COMMUNICATION

Palladium-Catalyzed Oxidative Carbamoylation of Isoquinoline *N*-Oxides with Formylamides by Means of Dual C-H Oxidative CouplingBo Yao,<sup>a</sup> Chen-Liang Deng,<sup>a</sup> Yan Liu,<sup>a</sup> Ri-Yuan Tang,<sup>a</sup> Xing-Guo Zhang,<sup>\*a</sup> and Jin-Heng Li<sup>\*b</sup>

Received (in XXX, XXX) Xth XXXXXXXXXX 20XX, Accepted Xth XXXXXXXXXX 20XX

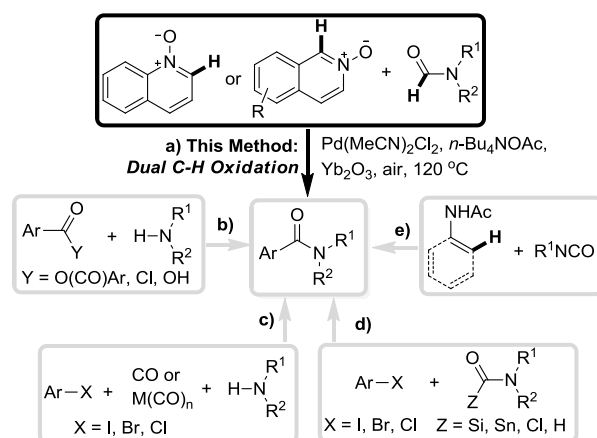
DOI: 10.1039/b000000x

A new palladium-catalyzed oxidative carbamoylation of isoquinoline *N*-oxides with formylamides for the synthesis of isoquinoline-1-carboxamides is established. The method represents the first example of the carbamoylation of isoquinoline *N*-oxides with formylamides to furnish arylamides using the dual C-H oxidation strategy.

Amides, including arylamides, are a class of fundamental chemicals in organic synthesis and chemical industries.<sup>[1]</sup> Consequentially, many useful methods have been developed for amides synthesis, and the most important method for arylamides synthesis is the reaction of activated acid derivatives (acyl chlorides and anhydrides) with amines (Method b in Scheme 1).<sup>[2]</sup> However, this method is restricted to both labile substrates and a multistep process resulting in large amounts of unwanted by-products. To avoid these disadvantages, considerable efforts were devoted to the development of some more direct approaches.<sup>[3-6]</sup> Among these, transition metal-catalyzed cross-coupling reactions display particular efficiency, and include two common types of transformations:<sup>[4,5]</sup> one is the carbonylation of aryl halides with CO (or inorganic metal carbonyls) and amines (Method c),<sup>[4]</sup> and the other involves carbamoylation of aryl halides with formylamides, carbamoylsilanes, carbamoylstannanes or carbamoyl chlorides (Method d).<sup>[5]</sup> However, high toxic and/or expensive substrates limit this approach's applications. Although lower toxic and inexpensive formylamides were employed for these purposes, high expensive aryl halides as well as the presence of halide anions make this reaction unfavorable in both environment and applications (Method d). Recently, Bergman and Ellman described a novel Rh-catalyzed C-H functionalization method that aryl and vinyl C-H bonds could replace the reported aryl C-X bond (X = I, Br, Cl) for the carbamoylation reaction using the *N*-acyl amino directing strategy, but higher toxic and unavailable isocyanates were employed as the carbamoyl sources (Method e).<sup>[6]</sup> In light of these above results, we envision that the development of a new route employing both an aryl C-H bond and a formylamide C-H bond as the reaction partners for the carbamoylation reaction to construct a new carbon-carbon bond is highly interesting.

We herein report the first example of furnishing arylamides by Pd-catalyzed dual C-H oxidation/cross-coupling of isoquinoline *N*-oxides or quinoline *N*-oxides with formylamides using air as the terminal oxidant.<sup>[7]</sup> This new method allows the practical synthesis of isoquinoline-1-carboxamides and quinoline-2-

carboxamides, which are also a common feature in approved drugs and drug candidates.<sup>[8]</sup>

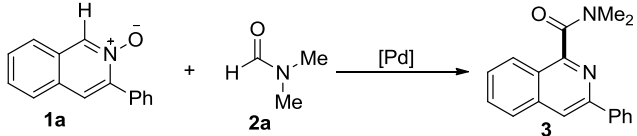


Scheme 1. Synthesis of Arylamides

As shown in Table 1, our initial examinations focused on the identification of a suitable catalyst and reaction conditions for the carbamoylation between the  $sp^2$  C-H bond in 3-phenylisoquinoline 2-oxide (**1a**) and the acyl C-H bond in *N,N*-dimethylformamide (DMF, **2a**) to furnish arylamide **3**. In the presence of Pd(MeCN)<sub>2</sub>Cl<sub>2</sub> and ZnO, the reaction between substrate **1a** and 75 equiv DMF afforded the target *N,N*-dimethylisoquinoline-1-carboxamide **3** in 4% yield after 24 h, and most of substrate **1a** were recovered (entry 1). These results encouraged us to optimize the other reaction conditions. After a series of trials, we were pleased to find that PTC (phase-transfer catalyst) could improve the reaction, and *n*-Bu<sub>4</sub>NOAc was the most effective. The reaction afforded product **3** in 52% yield in the presence of *n*-Bu<sub>4</sub>NOAc, while the yield of **3** was enhanced slightly in *n*-Bu<sub>4</sub>NBr, *n*-Bu<sub>4</sub>NCl or *n*-Bu<sub>4</sub>NF (entries 2-5). These results suggest that *n*-Bu<sub>4</sub>NOAc might play a reductant role to facilitate the reaction besides as PTC. Notably, treatment of substrate **1a** with amide **2a**, Pd(MeCN)<sub>2</sub>Cl<sub>2</sub> and *n*-Bu<sub>4</sub>NOAc could offer product **3** in 62% yield without the aid of the additional ZnO base, although the longer reaction time was required (entry 6). To understand the effect of the additional bases, a number of other bases, including Yb<sub>2</sub>O<sub>3</sub>, MgO, CuO, Ag<sub>2</sub>O, Fe<sub>2</sub>O<sub>3</sub>, Al<sub>2</sub>O<sub>3</sub>, Bu<sub>3</sub>N and LiOAc, were subsequently investigated (entries 7-14). The results demonstrated that all the

bases affected the reaction (entries 8-14), and only Yb<sub>2</sub>O<sub>3</sub> favored the reaction (entry 7): In the presence of Pd(MeCN)<sub>2</sub>Cl<sub>2</sub>, *n*-Bu<sub>4</sub>NOAc and Yb<sub>2</sub>O<sub>3</sub>, the reaction of substrate **1a** with amide **2a** afforded the desired product **3** in 67% yield. Among the Pd catalysts examined, it turned out that the other Pd catalyst, such as PdCl<sub>2</sub>, Pd(OAc)<sub>2</sub> or Pd(PPh<sub>3</sub>)<sub>2</sub>Cl<sub>2</sub>, were inferior to Pd(MeCN)<sub>2</sub>Cl<sub>2</sub> (entries 7 and 15-17). Screening revealed that the oxidant, air, played an important role in the reaction: the reaction could not take place under argon atmosphere (entry 18), and the yield was lowered using O<sub>2</sub> instead of air due to the generation of some unidentified products (entry 19). Using 10 equiv *N,N*-dimethylformamide (**2a**), the yield was lowered to 47% (entry 20). Two solvents, *N,N*-dimethylacetamide (DMA) and toluene, were tested and it was found that the reaction using 75 equiv DMF in toluene provided the better yield (entries 21-23). Notably, the desired product **3** could not be formed in the absence of Pd catalysts, but a N-O bond reduction product, 3-phenylisoquinoline (**4**), was isolated in 60% yield (entry 24).

**Table 1.** Screening Optimal Conditions <sup>[a]</sup>

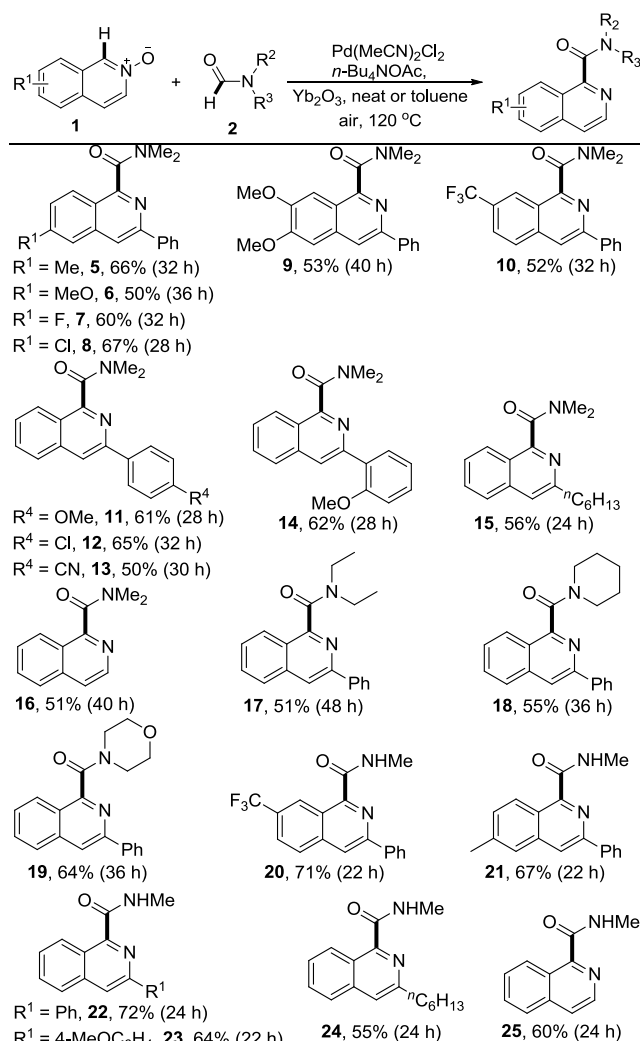


Entry	[Pd]	Additive	Base	Yield [%]
1	Pd(MeCN) <sub>2</sub> Cl <sub>2</sub>	—	ZnO	4
2	Pd(MeCN) <sub>2</sub> Cl <sub>2</sub>	<i>n</i> -Bu <sub>4</sub> NBr	ZnO	12
3	Pd(MeCN) <sub>2</sub> Cl <sub>2</sub>	<i>n</i> -Bu <sub>4</sub> NCl	ZnO	11
4	Pd(MeCN) <sub>2</sub> Cl <sub>2</sub>	<i>n</i> -Bu <sub>4</sub> NF	ZnO	9
5	Pd(MeCN) <sub>2</sub> Cl <sub>2</sub>	<i>n</i> -Bu <sub>4</sub> NOAc	ZnO	52
6 <sup>[b]</sup>	Pd(MeCN) <sub>2</sub> Cl <sub>2</sub>	<i>n</i> -Bu <sub>4</sub> NOAc	—	62
7	Pd(MeCN) <sub>2</sub> Cl <sub>2</sub>	<i>n</i> -Bu <sub>4</sub> NOAc	Yb <sub>2</sub> O <sub>3</sub>	67
8	Pd(MeCN) <sub>2</sub> Cl <sub>2</sub>	<i>n</i> -Bu <sub>4</sub> NOAc	MgO	35
9	Pd(MeCN) <sub>2</sub> Cl <sub>2</sub>	<i>n</i> -Bu <sub>4</sub> NOAc	CuO	29
10	Pd(MeCN) <sub>2</sub> Cl <sub>2</sub>	<i>n</i> -Bu <sub>4</sub> NOAc	Ag <sub>2</sub> O	40
11	Pd(MeCN) <sub>2</sub> Cl <sub>2</sub>	<i>n</i> -Bu <sub>4</sub> NOAc	Fe <sub>2</sub> O <sub>3</sub>	47
12	Pd(MeCN) <sub>2</sub> Cl <sub>2</sub>	<i>n</i> -Bu <sub>4</sub> NOAc	Al <sub>2</sub> O <sub>3</sub>	26
13	Pd(MeCN) <sub>2</sub> Cl <sub>2</sub>	<i>n</i> -Bu <sub>4</sub> NOAc	Bu <sub>3</sub> N	37
14	Pd(MeCN) <sub>2</sub> Cl <sub>2</sub>	<i>n</i> -Bu <sub>4</sub> NOAc	LiOAc	27
15	PdCl <sub>2</sub>	<i>n</i> -Bu <sub>4</sub> NOAc	Yb <sub>2</sub> O <sub>3</sub>	30
16	Pd(OAc) <sub>2</sub>	<i>n</i> -Bu <sub>4</sub> NOAc	Yb <sub>2</sub> O <sub>3</sub>	5
17	Pd(PPh <sub>3</sub> ) <sub>2</sub> Cl <sub>2</sub>	<i>n</i> -Bu <sub>4</sub> NOAc	Yb <sub>2</sub> O <sub>3</sub>	7
18 <sup>[c]</sup>	Pd(MeCN) <sub>2</sub> Cl <sub>2</sub>	<i>n</i> -Bu <sub>4</sub> NOAc	Yb <sub>2</sub> O <sub>3</sub>	trace
19 <sup>[d]</sup>	Pd(MeCN) <sub>2</sub> Cl <sub>2</sub>	<i>n</i> -Bu <sub>4</sub> NOAc	Yb <sub>2</sub> O <sub>3</sub>	31
20 <sup>[e]</sup>	Pd(MeCN) <sub>2</sub> Cl <sub>2</sub>	<i>n</i> -Bu <sub>4</sub> NOAc	Yb <sub>2</sub> O <sub>3</sub>	47
21 <sup>[f]</sup>	Pd(MeCN) <sub>2</sub> Cl <sub>2</sub>	<i>n</i> -Bu <sub>4</sub> NOAc	Yb <sub>2</sub> O <sub>3</sub>	56
22 <sup>[g]</sup>	Pd(MeCN) <sub>2</sub> Cl <sub>2</sub>	<i>n</i> -Bu <sub>4</sub> NOAc	Yb <sub>2</sub> O <sub>3</sub>	70
23 <sup>[h]</sup>	Pd(MeCN) <sub>2</sub> Cl <sub>2</sub>	<i>n</i> -Bu <sub>4</sub> NOAc	Yb <sub>2</sub> O <sub>3</sub>	55
24 <sup>[i]</sup>	—	<i>n</i> -Bu <sub>4</sub> NOAc	Yb <sub>2</sub> O <sub>3</sub>	0

<sup>[a]</sup> Reaction conditions: **1a** (0.5 mmol), DMF (**2a**) (75 equiv), [Pd] (10 mol%), additive (2 equiv) and base (2 equiv) at 120 °C for 24 h under air atmosphere, isolated yields. <sup>[b]</sup> For 48 h. <sup>[c]</sup> Under argon atmosphere. <sup>[d]</sup> Under O<sub>2</sub> (1 atm). Some unidentified products were observed by GC-MS analysis. <sup>[e]</sup> DMF (**2a**) (10 equiv) was added. <sup>[f]</sup> DMF (**2a**) (75 equiv) in *N,N*-dimethylacetamide (DMA, 1 mL). <sup>[g]</sup> DMF (**2a**) (75 equiv) in toluene (1 mL). <sup>[h]</sup> DMF (**2a**) (50 equiv) in toluene (1 mL). <sup>[i]</sup> A reductive product, 3-phenylisoquinoline (**4**), was isolated in 60% yield.

The scope of both isoquinoline *N*-oxides **1** and formylamides **2** was explored under the optimal reaction conditions, and the results are summarized in Table 2. Initially, the reactions between a variety of isoquinoline *N*-oxides **1** and *N,N*-dimethylformamide (**2a**) were investigated under standard conditions (Products **5-16**). The results demonstrated that the reaction had high substituents compatibility: several substituents, such as Me, MeO, F, Cl, aryl and *n*-hexyl groups, on the isoquinoline moiety were tolerated well. 6-Methylisoquinoline 2-oxide, for instance, was treated with amide **2a** smoothly to provide the desired product **5** in 66% yield. It was found that 6-MeO-substituted substrate could produce the desired product **6** in 50% yield. Gratifyingly, substituents, Cl and F, were compatible with the optimal conditions, thereby facilitating additional modifications at the halogenated positions (Products **7** and **8**). It is worth noting that substrate bearing two MeO groups only afforded product **9** in moderate yield. Using electron-deficient substrate, a moderate yield was still achieved

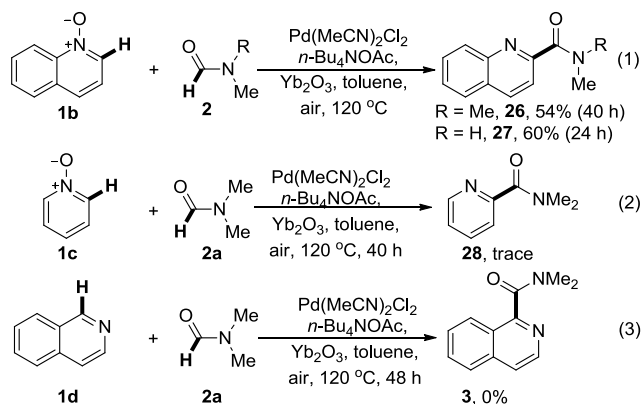
**Table 2.** Pd(MeCN)<sub>2</sub>Cl<sub>2</sub>-Catalyzed Oxidative Carbamoylation of Isoquinoline *N*-Oxides with Formylamides <sup>[a]</sup>



<sup>[a]</sup> Reaction conditions: **1** (0.5 mmol), **2a** (75 equiv), Pd(MeCN)<sub>2</sub>Cl<sub>2</sub> (10 mol%), *n*-Bu<sub>4</sub>NOAc (2 equiv), Yb<sub>2</sub>O<sub>3</sub> (2 equiv) and toluene (1 mL) at 120 °C under air atmosphere. The isolated yield is average yield of two runs that carried out under neat or toluene condition.

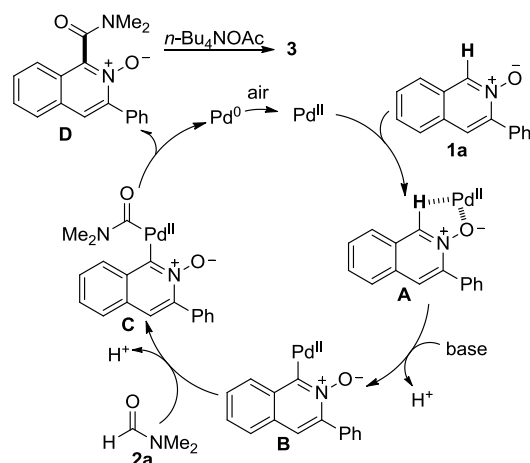
(Product **10**). Screening revealed that substrates, bearing either aryl or alkyl groups, on the 3-position of the isoquinoline moiety were suitable for the C-H oxidation reaction (Products **11-15**). Notably, the reaction was high regioselective: only *N,N*-dimethylisoquinoline-1-carboxamide (**16**) was isolated when isoquinoline 2-oxide was employed to react with amide **2a**. In light of the above results, the scope of formylamides **2** was also examined under standard conditions. The reaction disclosed that the other *N,N*-disubstituted amides, *N,N*-diethylformamide, piperidine-1-carbaldehyde and morpholine-4-carbaldehyde, were successful for the reaction to give products **17-19** in 51-64% yields. Interestingly, a *N*-monosubstituted amide, *N*-methylformamide, was also compatible with the optimal conditions (Products **20-25**). For example, *N*-methylformamide could undergo the reaction with 3-phenyl-7-(trifluoromethyl)-isoquinoline 2-oxide to furnish the desired product **20** in good yield. It is noteworthy that a regioselective product **25** was obtained from the reaction of isoquinoline 2-oxide with *N*-methylformamide. However, 3-position carbamoylated product could not be detected when 1-phenyl-isoquinoline-*N*-oxide was treated with DMF under standard conditions.

The oxidative carbamoylation of quinoline 1-oxide (**1b**) or pyridine 1-oxide (**1c**) with formylamides **2** was also tested under standard conditions (Scheme 2). In the presence of Pd(MeCN)<sub>2</sub>Cl<sub>2</sub>, *n*-Bu<sub>4</sub>NOAc, Yb<sub>2</sub>O<sub>3</sub> and air, substrate **1b** (0.5 mmol) was successfully reacted with 75 equiv of either *N,N*-dimethylformamide or *N*-methylformamide, providing the corresponding products **26** and **27** in moderate yield (eq 1). However, both pyridine 1-oxide (**1c**) and isoquinoline (**1d**) were unsuitable substrates under the optimal reaction (eqs 2 and 3). The results of eq 3 imply that the N-O bond plays an important role in the coupling reaction.



**Scheme 2.** Oxidative Carbamoylation of Other Substrates

Consequently, a possible mechanism as outlined in Scheme 3 is proposed.<sup>[5-7,9]</sup> Initially, complexation of the active Pd<sup>II</sup> species with 3-phenylisoquinoline 2-oxide (**1a**) takes place to furnish intermediate **A**,<sup>[5-7,9]</sup> followed by insertion into the *ortho*-C-H bond of the N-O group affords intermediate **B**. The reaction of intermediate **B** with amide **2a** offers intermediate **C**.<sup>[6]</sup> Reductive elimination of intermediate **C** gives rise to intermediate **D** and the Pd<sup>0</sup> species with the aid of bases.<sup>[9]</sup> Finally, the N-O bond of intermediate **D** in the presence of *n*-Bu<sub>4</sub>OAc affords the desired product **3**.<sup>[10]</sup> The active Pd<sup>II</sup> species can be regenerated by the oxidation of the Pd<sup>0</sup> species with air.



**Scheme 3.** Possible Mechanism.

In summary, we have described a new route to the synthesis of isoquinoline-1-carboxamides by palladium-catalyzed oxidative carbamoylation of isoquinoline *N*-oxides with formylamides. This method enables two C-H bond oxidation/cross-coupling to construct a new carbon-carbon bond. Moreover, quinoline *N*-oxide is also compatible for this oxidative coupling reaction. Applications of this palladium-catalyzed oxidative transformation in organic synthesis are currently underway in our laboratory.

## Acknowledgements

We thank the National Natural Science Foundation of China (No. 21272177 and 21102104) for financial support.

## Notes and references

- <sup>60</sup> <sup>a</sup> College of Chemistry and Materials Engineering, Wenzhou University, Wenzhou 325035, China. E-mail: zxxg@wzu.edu.cn;
- <sup>b</sup> State Key Laboratory of Chemo/Biosensing and Chemometrics, College of Chemistry and Chemical Engineering, Hunan University, Changsha 410082, China. E-mail: jhli@hnu.edu.cn;
- <sup>65</sup> <sup>†</sup> Electronic supplementary information (ESI) available: Detailed synthetic procedures and characterization of new compounds. See DOI: 10.1039/c000000x.
- 1 (a) J. M. Humphrey and A. R. Chamberlin, *Chem. Rev.* 1997, **97**, 2243; (b) T. Cupido, J. Tulla-Puche, J. Spengler and F. Albericio, *Curr. Opin. Drug Discovery Dev.* 2007, **10**, 768; (c) J. W. Bode, *Curr. Opin. Drug Discovery Dev.* 2006, **9**, 765; (d) J. J. Luszczki, M. J. Swiader, K. Swiader, R. Paruszewski, W. A. Turski and S. J. Czuczwar, *Fund. Clin. Pharmacol.* 2008, **22**, 69; (e) C. Gunanathan, Y. Ben-David and D. Milstein, *Science* 2007, **317**, 790; (f) B. Malawska, *Curr. Top. Med. Chem.* 2005, **5**, 69; (g) I. Kobayashi, H. Muraoka, M. Hasegawa, T. Saika, M. Nishida, M. Kawamura and R. Ando, *J. Antimicrob. Chemother.* 2002, **50**, 129; (h) K. S. Putt, V. Nesterenko, R. S. Dothager and P. J. Hergenrother, *ChemBioChem* 2006, **7**, 1916; (i) T. W. Schultz, J. W. Yarbrough and S. K. Koss, *Cell Biol. Toxicol.* 2006, **22**, 339; (j) C. Marrano, P. de Macedo and J. W. Keillor, *Bioorg. Med. Chem.* 2001, **9**, 1923;
- 2 (a) N. O. V. Sonntag, *Chem. Rev.* 1953, **52**, 237; (b) R. C. Larock, *Comprehensive Organic Transformation*, VCH: New York, 1999; (c) M. B. Smith, *Compendium of Organic Synthetic Methods*, Wiley: New York, 2001, Vol. 9, pp 100-116; (d) C. A. G. N. Montalbetti and V. Falque, *Tetrahedron* 2005, **61**, 10827; (e) E. Valeur and M. Bradley, *Chem. Soc. Rev.* 2009, **38**, 606; (f) L. E. Overman, *Acc. Chem. Res.* 1980, **13**, 218; (g) A. M. M. Castro, *Chem. Rev.* 2004, **104**, 2939; (h) N. Sewald and H.-D. Jakubke, *Peptides: Chemistry*



- and *Biology*, Wiley-VCH Verlag GmbH: Weinheim, Germany, 2002;
- 3 For reviews: (a) M. A. P. Martins, C. P. Frizzo, D. N. Moreira, L. Buriol and P. Machado, *Chem. Rev.* 2009, **109**, 4140; (b) T. Morimoto and K. Kakiuchi, *Angew. Chem. Int. Ed.* 2004, **43**, 5580;
- 4 For reviews: (a) Y. Yasui and Y. Takemoto, *Chem. Rec.* 2008, **8**, 386; (b) E. M. Beccalli, G. Broggini, M. Martinelli and S. Sottocornola, *Chem. Rev.* 2007, **107**, 5318; For selected papers, see: (c) A. Schoenberg, I. Bartoletti and R. F. Heck, *J. Org. Chem.* 1974, **39**, 3318; (d) A. Schoenberg and R. F. Heck, *J. Org. Chem.* 1974, **39**, 3327; (e) A. Schoenberg and R. F. Heck, *J. Am. Chem. Soc.* 1974, **96**, 7761; (f) C. F. J. Barnard, *Organometallics* 2008, **27**, 5402; (g) X.-F. Wu, H. Neumann and M. Beller, *Chem. Asian J.* 2010, **5**, 2168; (h) P. J. Tambade, Y. P. Patil and B. M. Bhanage, *Appl. Organomet. Chem.* 2009, **23**, 235; (i) A. Brennfürer, H. Neumann and M. Beller, *Angew. Chem. Int. Ed.* 2009, **48**, 4114; (j) P. J. Tambade, Y. P. Patil, M. J. Bhanushali and B. M. Bhanage, *Synthesis* 2008, **15**, 2347; (k) J. R. Martinelli, D. A. Watson, D. M. M. Freckmann, T. E. Barder and S. L. Buchwald, *J. Org. Chem.* 2008, **73**, 7102; (l) J. R. Martinelli, T. P. Clark, D. A. Watson, R. H. Munday and S. L. Buchwald, *Angew. Chem., Int. Ed.* 2007, **46**, 8460; Mo(CO)<sub>6</sub>: (m) J. Wannberg and M. Larhed, *J. Org. Chem.* 2003, **68**, 5750; (n) J. Georgsson, A. Hallberg and M. Larhed, *J. Comb. Chem.* 2003, **5**, 350; (o) B. Roberts, D. Liptrot, L. Alcaraz, T. Luker and M. J. Stocks, *Org. Lett.* 2010, **12**, 4280; (p) W. Ren and M. Yamane, *J. Org. Chem.* 2010, **75**, 3017; (q) W. Ren and M. Yamane, *J. Org. Chem.* 2010, **75**, 8410 and references cited therein; Ni(CO)<sub>4</sub>: (r) E. J. Corey and L. S. Hegedus, *J. Am. Chem. Soc.* 1969, **91**, 1233; W(CO)<sub>6</sub>: (s) W. Ren, and M. Yamane, *J. Org. Chem.* 2009, **74**, 8332;
- 5 Carbamoylsilane: (a) R. F. Cunico and R. K. Pandey, *J. Org. Chem.* 2005, **70**, 9048; (b) R. F. Cunico and B. C. Maity, *Org. Lett.* 2003, **5**, 4947; (c) R. F. Cunico and B. C. Maity, *Org. Lett.* 2002, **4**, 4357; Carbamoylstannanes: (d) C. M. Lindsay and D. A. Widdowson, *J. Chem. Soc., Perkin Trans. 1* 1988, 569; Formylamides: (e) Y. Wan, M. Alterman, M. Larhed and A. Hallberg, *J. Comb. Chem.* 2003, **5**, 82; (f) J. Muzart, *Tetrahedron* 2009, **65**, 8313; (g) Y. Wan, M. Alterman, M. Larhed and A. Hallberg, *J. Org. Chem.* 2002, **67**, 6232; (h) K. Hosoi, K. Nozaki and T. Hiyama, *Org. Lett.* 2002, **4**, 2849; (i) J. Ju, M. Jeong, J. Moon, H. M. Jung and S. Lee, *Org. Lett.* 2007, **9**, 4615; (j) Y. Jo, J. Ju, J. Choe, K. H. Song and S. Lee, *J. Org. Chem.* 2009, **74**, 6358; (k) P. J. Tambade, Y. P. Patil, M. J. Bhanushali and B. M. Bhanage, *Tetrahedron Lett.* 2008, **49**, 2221; (l) D. N. Sawant, Y. W. Wagh, P. J. Tambade, K. D. Bhatte and B. M. Bhanage, *Adv. Synth. Catal.* 2011, **353**, 781; (m) T. He, H. Li, P. Li and L. Wang, *Chem. Commun.* 2011, **47**, 8946; (n) D. N. Sawant, Y. S. Wagh, K. D. Bhatte and B. M. Bhanage, *J. Org. Chem.* 2011, **76**, 5489;
- 6 K. D. Hesp, R. G. Bergman and J. A. Ellman, *J. Am. Chem. Soc.* 2011, **133**, 11430;
- 50 7 For papers on the use of heteroaryl *N*-oxides for the synthesis of substituted heterocycles by the C-H activation strategy. Pd/aryl halides: (a) L. C. Campeau, S. Rousseaux and K. Fagnou, *J. Am. Chem. Soc.* 2005, **127**, 18020; (b) J. P. Leclerc and K. Fagnou, *Angew. Chem., Int. Ed.* 2006, **45**, 7781; (c) L. C. Campeau, M. Bertrand-Laperle, J. P. Leclerc, E. Villemure, S. Gorelsky and K. Fagnou, *J. Am. Chem. Soc.* 2008, **130**, 3266; (d) L. C. Campeau, D. J. Schipper and K. Fagnou, *J. Am. Chem. Soc.* 2008, **130**, 3276; Pd/alkenes or arenes: (e) S. H. Cho, S. J. Hwang and S. Chang, *J. Am. Chem. Soc.* 2008, **130**, 9254; (f) J. Wu, X. Cui, L. Chen, G. Jiang and Y. Wu, *J. Am. Chem. Soc.* 2009, **131**, 13888; Pd/heteroarenes: (g) P. Xi, F. Yang, S. Qin, D. Zhao, J. Lan, G. Gao, C. Hu and J. You, *J. Am. Chem. Soc.* 2010, **132**, 1822; Ni/alkynes: (h) K. S. Kanyiva, Y. Nakao and T. Hiyama, *Angew. Chem., Int. Ed.* 2007, **46**, 8872; Cu/aryl halides: (i) H.-Q. Do and O. Daugulis, *J. Am. Chem. Soc.* 2007, **129**, 12404; (j) H.-Q. Do, R. M. K. Khan and O. Daugulis, *J. Am. Chem. Soc.* 2008, **130**, 15185; (k) X. Gong, G. Song, H. Zhang and X. Li, *Org. Lett.* 2011, **13**, 1766;
- 8 (a) B. I. Eriksson, D. J. Quinlan and J. I. Weitz, *Clin. Pharmacokinet.* 2009, **48**, 1; (b) J. P. Piccini, R. D. Lopes and K. W. Mahaffey, *Curr. Opin. Cardiol.* 2010, **25**, 312; (c) R. W. Robey, S. Shukla, E. M. Finley, R. K. Oldham, D. Barnett, S. V. Ambudkar, T. Fojo and S. E. Bates, *Biochem. Pharmacol.* 2008, **3**, 1302; (d) M. He, D. Yuan, W. Lin, R. Pang, X. Yu and M. Yang, *Bioorg. Med. Chem. Lett.* 2005, **15**, 3978;
- 70 9 For selected reviews on Pd(II)-catalyzed oxidative C-H bond functionazation using air or molecular oxygen as the terminal oxidant, see: (a) P. M. Henry, In *Palladium Catalyzed Oxidation of Hydrocarbons*; D. Reidel Publishing Co.: Dordrecht, The Netherlands, 1980; Vol. 2; (b) J. E. Bäckvall, *Acc. Chem. Res.* 1983, **16**, 335; (c) E. Negishi, Ed. In *Handbook of Organopalladium Chemistry for Organic Synthesis*; Wiley: New York, 2002; Vol. 2; (d) X. Chen, K. M. Engle, D.-H. Wang and J.-Q. Yu, *Angew. Chem. Int. Ed.* 2009, **48**, 5094; (e) R. I. McDonald, G. Liu and S. S. Stahl *Chem. Rev.* 2011, **111**, 2981;
- 80 10 B. Yao, R.-J. Song, Y. Liu, Y.-X. Xie, J.-H. Li, M.-K. Wang, R.-Y. Tang, X.-G. Zhang and C.-L. Deng, *Adv. Synth. Catal.* 2012, **354**, 1890.