


# ChemComm

Accepted Manuscript



This is an *Accepted Manuscript*, which has been through the Royal Society of Chemistry peer review process and has been accepted for publication.

*Accepted Manuscripts* are published online shortly after acceptance, before technical editing, formatting and proof reading. Using this free service, authors can make their results available to the community, in citable form, before we publish the edited article. We will replace this *Accepted Manuscript* with the edited and formatted *Advance Article* as soon as it is available.

You can find more information about *Accepted Manuscripts* in the [Information for Authors](#).

Please note that technical editing may introduce minor changes to the text and/or graphics, which may alter content. The journal's standard [Terms & Conditions](#) and the [Ethical guidelines](#) still apply. In no event shall the Royal Society of Chemistry be held responsible for any errors or omissions in this *Accepted Manuscript* or any consequences arising from the use of any information it contains.

## COMMUNICATION

## Efficient Hydration of Alkynes through Acid-Assisted Brønsted Acid Catalysis

Cite this: DOI: 10.1039/x0xx00000x

Shengzong Liang, Gerald B. Hammond,\* Bo Xu\*

Received 00th January 2012,  
Accepted 00th January 2012

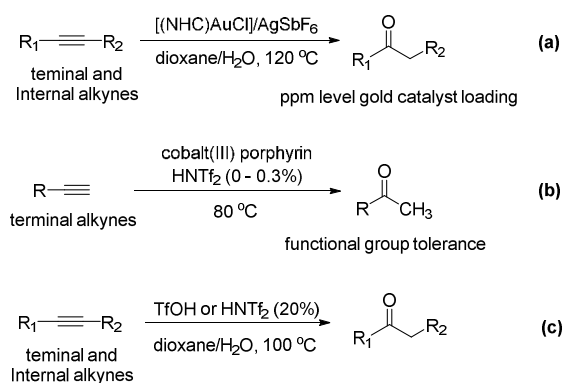
DOI: 10.1039/x0xx00000x

www.rsc.org/chemcomm

The combined acid catalyzed hydration of alkynes is an efficient one-step synthesis of carbonyl compounds. This atom-economical method is effective with a wide range of substrates, and the products are obtained in very good yields with low catalyst loading (0.2%). Furthermore, solid acids like Nafion were also efficient and could be easily recycled multiple times without loss of reactivity.

The hydration of alkynes is a straightforward and atom economical method for the preparation of carbonyl compounds.<sup>1, 2</sup> Indeed, the mercury (II)-catalyzed hydration of alkynes has been known for more than a century.<sup>3, 4</sup> To avoid the use of toxic mercury(II) salts, many metal catalysts, such as Fe,<sup>5-7</sup> Ru,<sup>8-11</sup> Pd,<sup>12-15</sup> Ir,<sup>16</sup> Pt,<sup>17-20</sup> Ag,<sup>21, 22</sup> Au<sup>23-27</sup> as well as other metals<sup>28-34</sup> have been developed. Notable examples include the [(NHC)Au<sup>I</sup>] catalyzed alkyne hydration at ppm gold catalyst loadings by Nolan and coworkers (Scheme 1a)<sup>23</sup> and the cobalt porphyrin complex catalyzed alkyne hydration by Naka and coworkers, which exhibited good functional group tolerance (Scheme 1b).<sup>35</sup>

Compared to metal Lewis acid catalysts, the Brønsted acid catalysts are generally inexpensive, and, in some cases, environmentally friendly. Not surprisingly, the metal-free Brønsted acid (e.g. TfOH, HNTf<sub>2</sub>) catalyzed alkyne hydrations are known (Scheme 1c),<sup>36-38</sup> but most of them need very high Brønsted acid loading (e.g. 20%), long reaction times and high temperatures. These disadvantages hinder them for wide synthetic applications. Herein, we are glad to report an acid-assisted Brønsted acid catalyzed alkyne hydration with very low catalyst loading (Scheme 2).



Scheme 1 Notable examples of alkyne hydration.

The concept of combined acid catalysis was first proposed by Yamamoto and coworkers, which included Brønsted acid-assisted Brønsted acid (BBA) catalysis and Lewis acid-assisted Brønsted acid (LBA) catalysis.<sup>39</sup> Based on this concept, we proposed that the acidity of a weak Brønsted acid like acetic acid can be enhanced significantly by combining it with a Brønsted acid or Lewis acid (Scheme 2). This enhanced acidity may speed up the hydration of alkynes. What's more, there are many readily available Brønsted acids and Lewis acids to choose from and each of them has different acid strength and counterions, so we can fine tune the reactivity of the combined acid system to achieve the best efficiency.



Lewis acid assisted Brønsted acid (LBA) Brønsted acid assisted Brønsted acid (BBA)

Scheme 2 Concept of combined acid catalysis.

We used the hydration of phenyl acetylene **1a** as our model reaction (Table 1). As expected, the weak Brønsted acid acetic

Department of Chemistry, University of Louisville, Louisville, Kentucky 40292, USA  
E-mail: [bo.xu@louisville.edu](mailto:bo.xu@louisville.edu) and [gb.hammond@louisville.edu](mailto:gb.hammond@louisville.edu), Fax: (+) 1-502-852-5998

† Electronic supplementary information (ESI) available: Detailed experimental procedures and <sup>1</sup>H-NMR of compounds. See DOI: 10.1039/c000000x/

acid itself did not promote the hydration of **1a** (Table 1, entry 1) even at 120 °C, but the combination of acetic acid with only a very mild Lewis acid (KCl) gave a 16% conversion under the same conditions (Table 1, entry 2). The combination of acetic acid with a slightly stronger Lewis acid (LiNTf<sub>2</sub>) gave a good yield of the hydration product **2a** (Table 1, entry 3). We also tried to lower the loading of the acid co-catalyst and reduce the temperature: the combination of AcOH with a strong Brønsted acid TfOH (0.5%) was very efficient at 100 °C (Table 1, entry 4). TsOH, HBF<sub>4</sub>·Et<sub>2</sub>O, and Tf<sub>2</sub>NH were less efficient (Table 1, entries 5-7). Super acid Tf<sub>3</sub>CH<sup>40</sup> also gave a very good yield of product (Table 1, entry 8). These results indicated that a Brønsted acid-assisted Brønsted acid (BBA) combination was able to catalyze the hydration of **1a** at low catalyst loadings (0.5 mol %). Then, we explored the viability of using a Lewis acid-assisted Brønsted acid (LBA) system because there are more choices of available Lewis acids. Most of the AcOH/Lewis acid combinations tested were effective (Table 1, entries 9-12). Among them, Ga(OTf)<sub>3</sub> (Table 1, entry 12) gave the best reactivity. We could further lower the catalyst loading down to 0.2% by increasing the concentration of **1a** (Table 1, entry 13). The combination of AcOH and Ga(OTf)<sub>3</sub> is important; without AcOH Ga(OTf)<sub>3</sub> is not a good catalyst for the hydration reaction (Table 1, entry 14).

**Table 1** Screening for the best conditions of alkyne hydration.

entry	co-catalyst (mol %)	condition	Yield <sup>b</sup> (%)
1	-	Mw, <sup>a</sup> 120 °C, 1 h	trace
2	KCl (4%)	Mw, <sup>a</sup> 120 °C, 1 h	16
3	LiNTf <sub>2</sub> (4%)	Mw, <sup>a</sup> 120 °C, 1 h	93
4	TfOH (0.5%)	100 °C, 10 h	99
5	TsOH (0.5%)	100 °C, 24 h	Trace
6	HBF <sub>4</sub> ·Et <sub>2</sub> O (0.5%)	100 °C, 24 h	4
7	Tf <sub>2</sub> NH (0.5%)	100 °C, 24 h	56
8	Tf <sub>3</sub> CH (0.5%)	100 °C, 10 h	99
9	Yb(OTf) <sub>3</sub> (0.5%)	100 °C, 14 h	99
10	Sc(OTf) <sub>3</sub> (0.5%)	100 °C, 12 h	99
11	In(OTf) <sub>3</sub> (0.5%)	100 °C, 10 h	99
12	Ga(OTf) <sub>3</sub> (0.5%)	100 °C, 8 h	99
13 <sup>c</sup>	Ga(OTf) <sub>3</sub> (0.2%)	100 °C, 6 h	99
14 <sup>d</sup>	Ga(OTf) <sub>3</sub> (0.5%)	120 °C, 1 h	trace

<sup>a</sup>Mw = Microwave. <sup>b</sup><sup>1</sup>H NMR Yield. <sup>c</sup>[**1a**] = 2.5 M. <sup>d</sup>The reaction was conducted in dioxane.

With the optimized conditions in hand (AcOH/TfOH or AcOH/Ga(OTf)<sub>3</sub>), we explored the substrate scope of this new methodology (Table 2). Substituted phenyl acetylenes with either electron-donating or electron-withdrawing groups all gave close to

quantitative yields of hydration products **2** (Table 2, entries 2-4). Terminal aliphatic alkyne also worked well (Table 2, entry 5). The hydration of internal alkynes was slower than that of terminal alkynes, and a slightly higher catalyst loading (1 mol %) was needed to achieve good yields (Table 2, entries 6-8). Alkenes and carboxylic acids were well tolerated (Table 2, entries 9 and 11), but the -OH group in 1-ethynylcyclohexanol (**1j**) did not survive the hydration condition (Table 2, entry 10). Hydration of ethyl phenylpropiolate (**1l**) gave the decarboxylation product **2a** in 70% yield (Table 2, entry 12). An anti-Markovnikov product cinnamaldehyde (**2m**) was

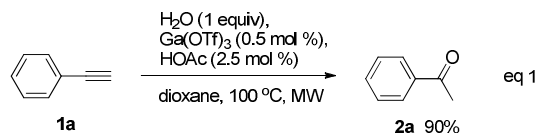
**Table 2** Scope of the LBA alkyne hydration

entry	<b>1</b>	<b>2</b>	time (h)	yield (%) <sup>a</sup>
1 <sup>b</sup>			6	99
2 <sup>b</sup>			3	96
3 <sup>b</sup>			5	99
4 <sup>b</sup>			2	99
5 <sup>e</sup>			3	91
6 <sup>f</sup>			1	92
7 <sup>c</sup>			1	99
8 <sup>d</sup>			12	85
9 <sup>b</sup>			2	99
10 <sup>b</sup>			20	97
11 <sup>b</sup>			20	99
12 <sup>c</sup>			1	70
13 <sup>d</sup>			12	96
14 <sup>f</sup>			1	78

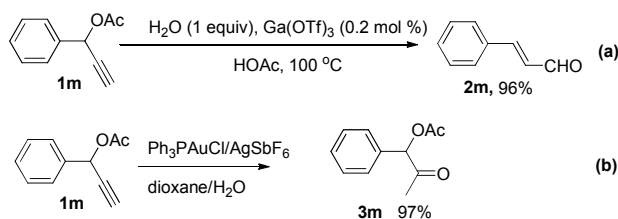
<sup>a</sup>Yields were determined by <sup>1</sup>H NMR. <sup>b</sup>Condition A: [**1**] = 2.5 M in HOAc, H<sub>2</sub>O (1 equiv), Ga(OTf)<sub>3</sub> (0.2 mol %), 100 °C using oil bath. <sup>c</sup>Condition B: [**1**] = 2.5 M in HOAc, H<sub>2</sub>O (1 equiv), Ga(OTf)<sub>3</sub> (1 mol %), 100 °C using microwave. <sup>d</sup>Condition A with Ga(OTf)<sub>3</sub> (1 mol %). <sup>e</sup>Condition B with Ga(OTf)<sub>3</sub> (1 mol %) at 90 °C. <sup>f</sup>Condition A with H<sub>2</sub>O (2 equiv) and a microwave was used.

formed in the hydration of propargyl acetate (**1m**) (Table 2, entry 13). Finally, hydration of diyne (**1n**) also gave the expected di-hydration product **2n** in good yield (Table 2, entry 14).

Considering the use of relative inconvenient solvent (HOAc), we furthermore tested the hydration reaction in dioxane in the presence of catalytic amount of combined acid (eq 1). It turned out that 90% of the hydrolysis product was obtained with 10% of unreacted **1a** left after 70 minutes in a microwave. Therefore, compared to two control experiments (Table 1, entries 1 and 14), this result clearly showed that the LBA system is very efficient for hydration of alkyne.



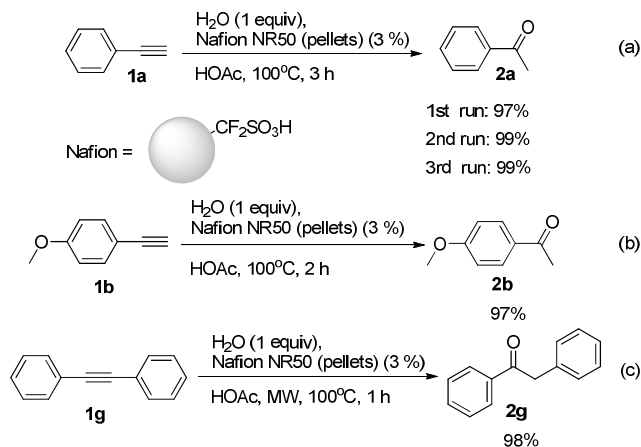
It should be noted that our combined acid catalysis sometimes had higher or different regioselectivities compared to transition metals (e.g., Au) catalyzed counterparts due to different reaction mechanisms. For example, the hydration of phenyl substituted internal alkyne **1h** (Table 2, entry 8) produced the aryl ketone isomer (**2h**), but the gold catalyzed hydration of **1h** gave a mixture of two isomers.<sup>23</sup> In a more extreme case, the gold catalyzed hydration of propargyl acetate gave the Markovnikov product **3m** (Scheme 3b).<sup>41, 42</sup> However, our system furnished the anti-Markovnikov product **2m** exclusively (Scheme 3a). The regioselectivity of our system can be rationalized by relative stability of the corresponding carbocation intermediates.



**Scheme 3** Regioselectivity for hydration of **1m**.

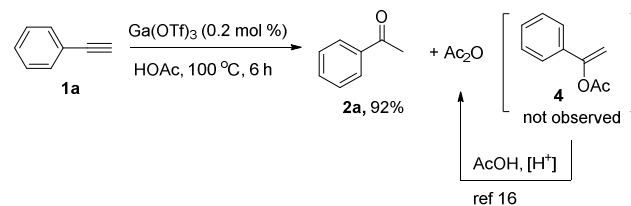
We also examined the feasibility of using solid acids in our LBA or BBA strategy for alkyne hydration because heterogeneous solid acids can be easily recycled and are less corrosive than acids in solution phase. We investigated common solid acids catalysts such as Zeolite (ZSM-5) and Nafion. ZSM-5 showed relatively slow reaction on the hydration of phenylacetylene **1a** (71% after 24 hours). Nafion gave a much better result, it could be easily reused and did not lose its reactivity after 3 reaction cycles (Scheme 4a). We also tested two other alkyne substrates **1b** and **1g**, both of which gave similar results as those obtained with Ga(OTf)<sub>3</sub> (Scheme 4b and 4c). Nafion is a tetrafluoroethylene-based copolymer with perfluoroalkanesulfonic acid functionality; its excellent performance could be due to its higher acidity (compared to Zeolite).

The possible reaction pathway of this transformation was also investigated. Although acetic acid is a weak nucleophile compared to water, due to its high concentration (as solvent) it is possible that hydroacetoxylation reaction takes place first followed by hydrolysis of the enol acetate intermediate to give ketone product **2**. In this



**Scheme 4** Examples of BBA alkyne hydration using Nafion NR50.

process, the acidity of either Ga(OTf)<sub>3</sub> or HOAc was not strong enough to activate the triple bond of alkyne, but the combined system of them (LBA) provided much stronger acidity than when one of them was used. To capture the possible enol acetate intermediate we conducted the hydration of **1a** under anhydrous condition. We found that even in the absence of water we can still obtain hydration product **2a** in 92% yield along with acetic acid anhydride (Scheme 5), but no enol acetate was observed. It has been reported that acid can catalyze the acetoxylation of enol acetate to give corresponding ketone and acid anhydride (Scheme 5).<sup>43</sup> So one plausible explanation for formation of acid anhydride is that the reaction went through our proposed enol acetate intermediate **4**.



**Scheme 5** Hydration of **1a** using anhydrous acetic acid.

In summary, we have developed a highly efficient acid-assisted Brønsted acid catalysis system for alkyne hydration. This methodology worked well for various alkyne substrates using very low catalyst loading. Furthermore, solid acids like Nafion were also efficient and could be recycled easily multiple times without loss of reactivity.

## Acknowledgements

We are grateful to the National Science Foundation for financial support (CHE-1111316 and CHE-1401700).

## Notes and references

1. F. Alonso, I. P. Beletskaya and M. Yus, *Chem. Rev.*, 2004, 104, 3079-3160.
2. L. Hintermann and A. Labonne, *Synthesis*, 2007, 2007, 1121-1150.
3. M. Kutscheroff, *Chem. Ber.*, 1884, 17, 13-29.
4. M. Kutscheroff, *Chem. Ber.*, 1881, 14, 1540-1542.

5. X.-F. Wu, D. Bezier and C. Darcel, *Adv. Synth. Catal.*, 2009, 351, 367-370.
6. J. R. Cabrero-Antonino, A. Leyva-Pérez and A. Corma, *Chem. Eur. J.*, 2012, 18, 11107-11114.
7. J. Park, J. Yeon, P. H. Lee and K. Lee, *Tetrahedron Lett.*, 2013, 54, 4414-4417.
8. M. Tokunaga and Y. Wakatsuki, *Angew. Chem. Int. Ed.*, 1998, 37, 2867-2869.
9. L. Ackermann and L. T. Kaspar, *J. Org. Chem.*, 2007, 72, 6149-6153.
10. D. B. Grotjahn and D. A. Lev, *J. Am. Chem. Soc.*, 2004, 126, 12232-12233.
11. J. Halpern, B. R. James and A. L. W. Kemp, *J. Am. Chem. Soc.*, 1961, 83, 4097-4098.
12. C. Xu, W. Du, Y. Zeng, B. Dai and H. Guo, *Org. Lett.*, 2014, 16, 948-951.
13. X. Li, G. Hu, P. Luo, G. Tang, Y. Gao, P. Xu and Y. Zhao, *Adv. Synth. Catal.*, 2012, 354, 2427-2432.
14. Y. Fukuda, H. Shiragami, K. Utimoto and H. Nozaki, *J. Org. Chem.*, 1991, 56, 5816-5819.
15. A. Leyva-Pérez, J. R. Cabrero-Antonino, P. Rubio-Marqués, S. I. Al-Resayes and A. Corma, *ACS Catal.*, 2014, 4, 722-731.
16. S. y. Kim, C. S. Chin and M.-S. Eum, *J. Mol. Catal. A: Chem.*, 2006, 253, 245-248.
17. D. W. Lucey and J. D. Atwood, *Organometallics*, 2002, 21, 2481-2490.
18. W. Baidossi, M. Lahav and J. Blum, *J. Org. Chem.*, 1997, 62, 669-672.
19. J. W. Hartman, W. C. Hiscox and P. W. Jennings, *J. Org. Chem.*, 1993, 58, 7613-7614.
20. W. Hiscox and P. W. Jennings, *Organometallics*, 1990, 9, 1997-1999.
21. M. B. T. Thuong, A. Mann and A. Wagner, *Chem. Commun.*, 2012, 48, 434-436.
22. Z.-W. Chen, D.-N. Ye, Y.-P. Qian, M. Ye and L.-X. Liu, *Tetrahedron*, 2013, 69, 6116-6120.
23. N. Marion, R. S. Ramon and S. P. Nolan, *J. Am. Chem. Soc.*, 2009, 131, 448-449.
24. E. Mizushima, D.-M. Cui, D. C. D. Nath, T. Hayashi and M. Tanaka, *Organic Syntheses*, 2006, 83, 55-60.
25. E. Mizushima, K. Sato, T. Hayashi and M. Tanaka, *Angew. Chem., Int. Ed.*, 2002, 41, 4563-4565.
26. Y. Fukuda and K. Utimoto, *J. Org. Chem.*, 1991, 56, 3729-3731.
27. R. Casado, M. Contel, M. Laguna, P. Romero and S. Sanz, *J. Am. Chem. Soc.*, 2003, 125, 11925-11935.
28. D. B. Grotjahn and D. A. Lev, *J. Am. Chem. Soc.*, 2004, 126, 12232-12233.
29. W.-J. Liu and J.-H. Li, *Youji Huaxue*, 2006, 26, 1073-1078.
30. A. Vasudevan and M. K. Verzal, *Synlett*, 2004, DOI: 10.1055/s-2004-817749, 631-634.
31. I. K. Meier and J. A. Marsella, *J. Mol. Catal.*, 1993, 78, 31-42.
32. A. Finiels, P. Geneste, M. Lasperas, F. Marichez and P. Moreau, *Stud. Surf. Sci. Catal.*, 1991, 59, 565-571.
33. A. Finiels, P. Geneste, F. Marichez and P. Moreau, *Catal. Lett.*, 1989, 2, 181-184.
34. G. A. Olah and D. Meidar, *Synthesis*, 1978, DOI: 10.1055/s-1978-24845, 671-672.
35. T. Tachinami, T. Nishimura, R. Ushimaru, R. Noyori and H. Naka, *J. Am. Chem. Soc.*, 2013, 135, 50-53.
36. S. Kamiguchi, I. Takahashi, K. Kondo, S. Nagashima, H. Kurokawa, H. Miura and T. Chihara, *J. Cluster Sci.*, 2007, 18, 845-853.
37. T. Tsuchimoto, T. Joya, E. Shirakawa and Y. Kawakami, *Synlett*, 2000, 1777-1778.
38. N. Menashe and Y. Shvo, *J. Org. Chem.*, 1993, 58, 7434-7439.
39. H. Yamamoto and K. Futatsugi, *Angew. Chem. Int. Ed.*, 2005, 44, 1924-1942.
40. T. Akiyama, *Chem. Rev.*, 2007, 107, 5744-5758.
41. N. Ghosh, S. Nayak and A. K. Sahoo, *J. Org. Chem.*, 2011, 76, 500-511.
42. D. Wang, R. Cai, S. Sharma, J. Jirak, S. K. Thummanapelli, N. G. Akhmedov, H. Zhang, X. Liu, J. L. Petersen and X. Shi, *J. Am. Chem. Soc.*, 2012, 134, 9012-9019.
43. H. J. Hagemeyer and D. C. Hull, *Ind. Eng. Chem.*, 1949, 41, 2920-2924.