

# ChemComm

Accepted Manuscript



This is an *Accepted Manuscript*, which has been through the Royal Society of Chemistry peer review process and has been accepted for publication.

*Accepted Manuscripts* are published online shortly after acceptance, before technical editing, formatting and proof reading. Using this free service, authors can make their results available to the community, in citable form, before we publish the edited article. We will replace this *Accepted Manuscript* with the edited and formatted *Advance Article* as soon as it is available.

You can find more information about *Accepted Manuscripts* in the [Information for Authors](#).

Please note that technical editing may introduce minor changes to the text and/or graphics, which may alter content. The journal's standard [Terms & Conditions](#) and the [Ethical guidelines](#) still apply. In no event shall the Royal Society of Chemistry be held responsible for any errors or omissions in this *Accepted Manuscript* or any consequences arising from the use of any information it contains.

Cite this: DOI: 10.1039/c0xx00000x

www.rsc.org/xxxxxx

ARTICLE TYPE

# Pd-Catalyzed [3 + 2] Cycloaddition of Ketoimines with Alkynes via Directed $sp^3$ C-H Bond Activations

Ying Xie,<sup>a</sup> Tengfei Chen,<sup>a</sup> Shaomin Fu,<sup>a</sup> Xing-Shu Li,<sup>b</sup> Yuanfu Deng,<sup>a</sup> Huanfeng Jiang,<sup>a</sup> and Wei Zeng,<sup>a\*</sup>

Received (in XXX, XXX) Xth XXXXXXXXXX 20XX, Accepted Xth XXXXXXXXXX 20XX

DOI: 10.1039/b000000x

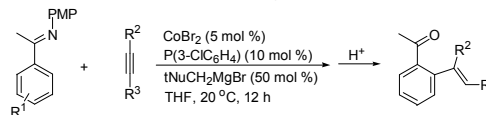
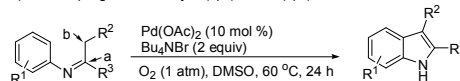
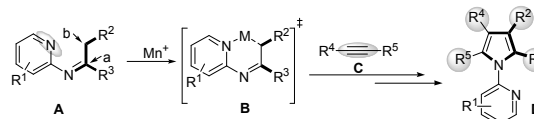
The Pd(II)-catalyzed oxidative [3+2] cycloaddition of N-(2-pyridyl) ketoimines with internal alkynes has been developed. The transformation is tolerant of extensive substitution on halogen, alkene, alkyne, hydroxyl, aryl and acyl group, and allows facile assembly of multisubstituted pyrroles.

## Introduction

Pyrroles are among the most commonly used heterocyclic feedstocks for assembling complex biologically active molecules and pharmaceuticals.<sup>1</sup> Therefore, a myriad of catalytic reactions have been developed for the functionalization of pyrroles.<sup>2</sup> Among the different synthetic strategies, transition-metal catalyzed direct oxidative coupling reactions by the selective activation of C-H bonds have emerged as a powerful method for constructing pyrroles.<sup>3</sup> For example, the Pd(II), Ru(II) or Rh(III)-catalyzed cross-coupling cyclization of C-H/N-H bond with internal alkynes could give pyrroles *via* cyclometalated intermediates.<sup>4</sup> However, despite enormous progress in the field, all methods for installing different types of substituent into specific positions of pyrrole cannot be accessed by a single type of transformation. Developing new, more concise approach to multisubstituted pyrroles is a subject of great importance.

Imines are of great importance in organic chemistry, and their corresponding C-X coupling reactions (X= C and N) are widely utilized in constructing kinds of nitrogen-containing compounds.<sup>5</sup> Recently, Yoshikai reported that Co(II)-catalyzed C( $sp^2$ )-C( $sp$ ) coupling of aryl ketoimines with alkynes could furnish trisubstituted olefins via a C-H activation process, in which ketoimine was employed as a directing group (Scheme 1a).<sup>6</sup> Very recently, they further found that Pd(II) could directly enhance the intramolecular cyclization of N-aryl ketoimine to give benzopyrroles through aryl C ( $sp^2$ )-alkyl C ( $sp^3$ ) coupling (Scheme 1b),<sup>7</sup> this result implied that  $\beta$ -C( $sp^3$ ) of ketoimines instead of imine carbon ( $\alpha$ -C) or imine nitrogen<sup>5c, 8</sup> could be directly coupled with unsaturated carbon-carbon bonds via a C-H activation process. Although the direct C( $sp^3$ )-C( $sp$ ) coupling between unfunctionalized alkanes and alkynes has remained a considerable challenge,<sup>9</sup> inspired by earlier works,<sup>6, 7, 9</sup> and in combination with the fact that pyridine could be used as a directing group to realize versatile C-H functionalizations,<sup>5i, 5k,</sup>

<sup>10</sup> we reasoned that a metallacyclic species (**B**) could be achieved via  $\beta$ -C( $sp^3$ )-H activation if a pyridyl group from ketoimine (**A**) is employed as an anchor (Scheme 1c), then the corresponding cyclometalated species (**B**) will be possibly trapped by C( $sp$ )-containing alkyne (**C**) through inserting into carbon-carbon triple bond. To identify this hypothesis, herein we report a novel Pd-catalyzed [3 + 2] cycloaddition of 2-ketoiminopyridines with alkynes; this protocol can readily be used to constructing multisubstituted pyrroles (**D**).

a) Ketoimine directed C( $sp^2$ )-C( $sp$ ) coupling reactionb) The coupling between aryl C( $sp^2$ )-beta C( $sp^3$ ) of ketoiminec) This work: The coupling between alkynyl C( $sp$ )-beta C( $sp^3$ ) of ketoimine

Scheme 1. The Direct C-C Coupling Strategies from Ketoimines

## Results and Discussion

Initially we focused on investigating whether the palladium-catalyzed cycloaddition of imine **1a** with diphenylacetylene **2a** could lead to the corresponding pyrrole **3a**. Reactions were usually carried out in the presence of *n*-Bu<sub>4</sub>NBr and PhI(OAc)<sub>2</sub>. After an initial screening various palladium catalysts (Table 1, entries 1-5), we quickly found that Pd(OAc)<sub>2</sub> (10 mol %) could afford 13% yield of the desired product **3a** by using toluene as solvent at 60 °C for 24 h (entry 5). Subsequently, further improvement of the reaction (22% yield of **3a**) was achieved when DMSO was employed as the solvent (compare entries 5-8 with 9). Considering that a proper oxidant is essential for enhancing this transformation, various oxidants were evaluated in DMSO solvent system. To our delight, the yield of product **3a** could be significantly increased to 59% using molecular oxygen as oxidant (compare entries 9-12 with 13). Finally, the best yield (91% yield of **3a**) was obtained by increasing the reaction temperature to 100 °C

(compare entries 13 and 14 with 15), while higher temperature (120 °C) gave a slightly lower yield (compare entry 15 with 16). It is worth noting that switching additives from *n*-Bu<sub>4</sub>NBr to *n*-Bu<sub>4</sub>NCl or *n*-Bu<sub>4</sub>NI could not further improve the yield of **3a** (entries 17 and 18).

**Table 1.** Optimization of the Reaction Parameters<sup>a</sup>

entry	catalyst	oxidant	solvent	yield (%) <sup>b</sup>
1	PdCl <sub>2</sub>	PhI(OAc) <sub>2</sub>	toluene	5
2	Pd(TFA) <sub>2</sub>	PhI(OAc) <sub>2</sub>	toluene	trace
3	PdCl <sub>2</sub> (CH <sub>3</sub> CN) <sub>2</sub>	PhI(OAc) <sub>2</sub>	toluene	trace
4	PdCl <sub>2</sub> (PPh <sub>3</sub> ) <sub>2</sub>	PhI(OAc) <sub>2</sub>	toluene	trace
5	Pd(OAc) <sub>2</sub>	PhI(OAc) <sub>2</sub>	toluene	13
6	Pd(OAc) <sub>2</sub>	PhI(OAc) <sub>2</sub>	CH <sub>3</sub> CN	21
7	Pd(OAc) <sub>2</sub>	PhI(OAc) <sub>2</sub>	dioxane	trace
8	Pd(OAc) <sub>2</sub>	PhI(OAc) <sub>2</sub>	EtOAc	10
9	Pd(OAc) <sub>2</sub>	PhI(OAc) <sub>2</sub>	DMSO	22
10	Pd(OAc) <sub>2</sub>	Ag <sub>2</sub> CO <sub>3</sub>	DMSO	13
11	Pd(OAc) <sub>2</sub>	Cu(OAc) <sub>2</sub>	DMSO	11
12	Pd(OAc) <sub>2</sub>	BQ <sup>c</sup>	DMSO	57
13	Pd(OAc) <sub>2</sub>	O <sub>2</sub>	DMSO	59
14	Pd(OAc) <sub>2</sub>	O <sub>2</sub>	DMSO	83 <sup>d</sup>
15	Pd(OAc) <sub>2</sub>	O <sub>2</sub>	DMSO	91 <sup>e</sup>
16	Pd(OAc) <sub>2</sub>	O <sub>2</sub>	DMSO	78 <sup>f</sup>
17	Pd(OAc) <sub>2</sub>	O <sub>2</sub>	DMSO	43 <sup>e, g</sup>
18	Pd(OAc) <sub>2</sub>	O <sub>2</sub>	DMSO	62 <sup>e, h</sup>

<sup>a</sup> Unless otherwise noted, all the reactions were carried out using ketoimine (**1a**) (0.10 mmol) and alkyne (**2a**) (0.10 mmol) with Pd catalyst (10 mol %) in the presence of oxidant (1.0 equiv) in solvent (1.0 mL) at 60 °C for 24 h under Ar in a sealed reaction tube, followed by flash chromatography on SiO<sub>2</sub>. <sup>b</sup> Isolated yield. <sup>c</sup> BQ stands for 1,4-benzoquinone; <sup>d</sup> The reaction temperature is 80 °C; <sup>e</sup> The reaction temperature is 100 °C; <sup>f</sup> The reaction temperature is 120 °C; <sup>g</sup> The additive is *n*-Bu<sub>4</sub>NCl instead of *n*-Bu<sub>4</sub>NBr; <sup>h</sup> The additive is *n*-Bu<sub>4</sub>NI instead of *n*-Bu<sub>4</sub>NBr.

Having established an efficient reaction protocol that enables the smooth Pd-catalyzed [3+2] cycloaddition of **1a** with **2a**, we next investigated the scope and generality of this transformation under the optimized conditions. As shown in Table 2, common functional groups on the benzene rings (Ar) attached to the imine carbon, including alkyl, alkoxyl, hydroxyl, ester, nitro, halogen, and acetal group, were all compatible with this cycloaddition and gave moderate to excellent yields of pyrroles (entries 1 and 2). *Meso* or *ortho*-substituted benzene ring (Ar) led to a lower yield presumably due to the increased steric hindrance around the ketoimine (entry 1, compare **3e** with **3f** and **3g**); Moreover, aromatic heterocycle (Ar) substituted ketoimines (such as Ar = 2-

thiophene and 2-furan) could also give the desired pyrrole **3m** and **3n** in 47-56% yields (entry 4). Worthy of note was that when R<sub>2</sub> was changed to methyl group (CH<sub>3</sub>-), the corresponding five-substituted pyrrole **3l** could be produced in 52% yield (entry 3), and its structure was already unambiguously assigned by its single crystal X-ray analysis [see Supporting Information (SI) for more details]. Then, we investigated the substitution effects from pyridine ring on this transformation, and found that the electron-rich pyridine offered higher yield of product (**3o**), while electron-deficient substrates inhibited cycloaddition performance (entry 5, compare **3o** with **3p-3r**). In addition, 2-ketoiminopyrimidine was also a suitable substrate for this transformation and provided 48% yield of the desired pyrrole **3s** (entry 6).

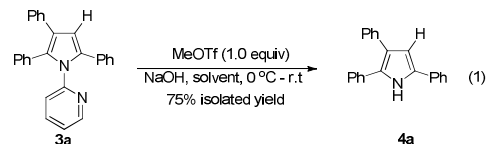
**Table 2.** Substrate Scope for the Pd(II)-Catalyzed [3 + 2] Cycloaddition of Ketoimines with Alkynes<sup>a</sup>

entry	ketoimine ( <b>1</b> )	alkyne ( <b>2</b> )	product ( <b>3</b> ) (yield) <sup>b</sup>
1			 <b>3a</b> : R = H (91%); (87%) <sup>c</sup> <b>3b</b> : R = <i>p</i> -Me (93%) <b>3c</b> : R = <i>p</i> -MeO (93%) <b>3d</b> : R = <i>o</i> -OH (44%) <b>3e</b> : R = <i>p</i> -Cl (78%) <b>3f</b> : R = <i>m</i> -Cl (59%) <b>3g</b> : R = <i>o</i> -Cl (54%) <b>3h</b> : R = <i>p</i> -Br (84%) <b>3i</b> : R = <i>p</i> -CO <sub>2</sub> Et (70%) <b>3j</b> : R = <i>p</i> -NO <sub>2</sub> (67%)
2		<b>2a</b>	 <b>3k</b> (91%)
3		<b>2a</b>	 <b>3l</b> (52%)
4		<b>2a</b>	 <b>3m</b> : X = O (47%) <b>3n</b> : X = S (56%)
5		<b>2a</b>	 <b>3o</b> : R = 5-Me (82%) <b>3p</b> : R = 5-Cl (61%) <b>3q</b> : R = 5-Br (62%) <b>3r</b> : R = 5-CN (40%)
6		<b>2a</b>	 <b>3s</b> (48%)

7			
1a	2	3	
1a	2b: R <sup>1</sup> = Et, R <sup>2</sup> = Ph	3t: R <sup>1</sup> = Et, R <sup>2</sup> = Ph (80%) (r.r = 9 : 1) <sup>d</sup>	
1a	2c: R <sup>1</sup> = R <sup>2</sup> = <i>n</i> -Pr	3u: R <sup>1</sup> = R <sup>2</sup> = <i>n</i> -Pr (66%)	
1a	2d: R <sup>1</sup> = Ph, R <sup>2</sup> = CO <sub>2</sub> Me	3v: R <sup>1</sup> = Ph, R <sup>2</sup> = CO <sub>2</sub> Me (71%)	
1a	2e: R <sup>1</sup> = Ph, R <sup>2</sup> = CH <sub>2</sub> OH	3w: R <sup>1</sup> = Ph, R <sup>2</sup> = CH <sub>2</sub> OH (61%)	
1a	2f: R <sup>1</sup> = Ph, R <sup>2</sup> = PhCO	3x: R <sup>1</sup> = Ph, R <sup>2</sup> = PhCO (80%)	
8	1a	2g	3y <sup>e</sup> (68%)
9	1a	2h	3z (43%)
10	11	2i	3za (43%)

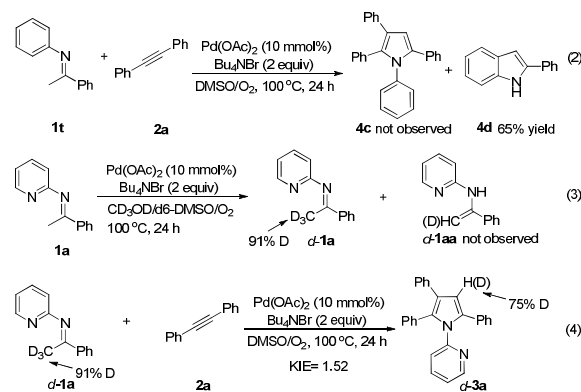
<sup>a</sup> All the reactions were carried out using ketoimine (**1**) (0.10 mmol) and alkyne (**2**) (0.10 mmol) with Pd(OAc)<sub>2</sub> (10 mol %) in DMSO (1.0 mL) at 100 °C for 24 h under 1 atm of O<sub>2</sub> in a sealed reaction tube, followed by flash chromatography on SiO<sub>2</sub>. <sup>b</sup> Isolated yield. <sup>c</sup> The yield for a larger scale coupling product of **1a** (8.0 mmol) with **2a** (8.0 mmol). <sup>d</sup> Regioisomeric ratio (r.r) determined by <sup>1</sup>H NMR spectroscopy. <sup>e</sup> <sup>1</sup>H-<sup>1</sup>H NOE NMR spectra of **3y** is available in SI

Subsequently, the scope of the procedure with regard to various internal alkynes was additionally explored with particular **1a**. Gratifyingly, we found that alkyl, aryl, alkoxy carbonyl, hydroxymethyl, acyl, alkenyl and alkynyl substituted alkynes were all tolerated for this transformation, and provided good to excellent yield of the desired products **3t-3z** (Table 2, entries 7-9). Notably, when ketoimine **11** and alkenylalkyne **2i** were used as the substrates in this reaction system, the desired 1, 2, 3, 4, 5-differently substituted group-containing pyrrole **3za** was obtained in 43% yield (entry 10). Finally, the pyridyl moiety of **3a** could be very easily removed under basic conditions (MeOTf/NaOH, 0 °C - r.t) to provide the free N-H pyrrole **4a** in 75% yield [Eq. (1)].

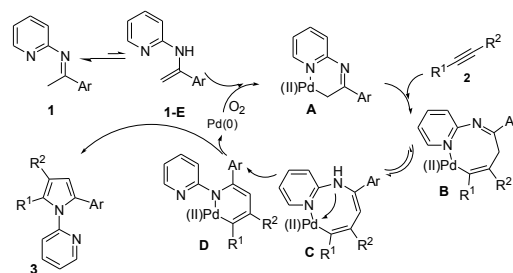


To further probe the reaction mechanism, several controlled experiments were carried out. First, we tried the [3 + 2] cycloaddition of *N*-phenyl imine (**1t**) with diphenylacetylene (**2a**) under our standard conditions. Unfortunately, we only got 65% yield of indole derivative **4d** which was from the oxidative cyclization of **1t**, and no pyrrole product **4c** was observed [Eq. (2)]. This result clearly indicated that pyridyl group played a significant directing role to form pyrroles. Second, when the H/D exchange of *N*-pyridyl ketoimine **1a**

was conducted in Pd(II)/CD<sub>3</sub>OD system for 24 h in absence of alkyne **2a**, 91% deuterium incorporation was observed at the imino methyl group of **1a** (see SI for more details), and no <sup>1</sup>H NMR trace from enamine **d-1aa** was detected [Eq. (3)],<sup>11</sup> this experiment suggested that the Csp<sup>3</sup>-H insertion step was involved in the transformation under this reaction system. Finally, the intermolecular isotope effect (K<sub>H</sub>/K<sub>D</sub> = 1.52) suggested Csp<sup>3</sup>-H bond cleavage occurred in the rate-limiting step [Eq. (4)] (see SI for more details)<sup>12</sup>.



From the above-mentioned experimental results, we proposed a possible mechanism that involved a Pd(II)/Pd(0) redox process (Scheme 2). At first, enamine **1-E** derived from imine/enamine-isomerization **7** would be electrophilically attacked by Pd(II) to form a six-membered palladacycle **A** via an intramolecular Csp<sup>3</sup>-H palladation. Subsequently, the reactive palladium intermediate **A** will insert into an equivalent of alkyne **2** to form an 8-membered palladacycle **B**, which would further result to a six-membered ring cyclopalladate **D** through *N*-ligand shift process.<sup>13</sup> Finally, Pd(II) intermediate **D** can reductively eliminate to form pyrrole **3** and generate a Pd(0) species which can be oxidized by O<sub>2</sub> to generate the catalytically active Pd(II) complex.



Scheme 2. Possible Mechanism for the Reaction

## Conclusions

In summary, we have developed a facile palladium-catalyzed oxidative [3+2] cycloaddition reaction to assemble a multisubstituted pyrrole skeleton from readily available *N*-pyridyl substituted ketoimines and internal alkynes. This new approach tolerates a variety of useful functionalities including halogen, hydroxyl, alkoxy carbonyl, alkenyl and alkynyl substituents which have not been easily accessible through existing synthetic methods. Since the pyridyl moiety could be removed under mild reaction conditions, a wide variety of free (N-H) pyrroles can be synthesized by using this protocol.

Further investigations into the mechanism and synthetic application about this transformation are under way in our laboratory.

## Acknowledgments

The authors thank the NSFC (No. 21372085) and the GNSF (No. 10351064101000000) for financial support.

## Notes and references

- 1 a) H. Fan, J. Peng, M. T. Hamann, J. F. Hu, *Chem. Rev.*, **2008**, *108*, 264; b) Z. Amara, J. Caron, D. Joseph, *Nat. Prod. Rep.*, **2013**, *30*, 1211.
- 2 For selected reviews on methods for the synthesis of pyrroles, see: a) J. Schranck, A. Tlili, M. Beller, *Angew. Chem., Int. Ed.*, **2013**, *52*, 7642; see also, b) S. Michlik, R. Kempe, *Nat. Chem.*, **2013**, *5*, 140.
- 3 L. Ackermann, *Acc. Chem. Res.*, **2014**, *47*, 281.
- 4 For selected examples, see: a) Z. Shi, C. Zhang, S. Li, D. Pan, S. Ding, Y. Cui, N. Jiao, *Angew. Chem., Int. Ed.*, **2009**, *48*, 4572; b) M. P. Huestis, L. Chan, D. R. Stuart, K. Fagnou, *Angew. Chem., Int. Ed.*, **2011**, *50*, 1338; c) Y. J. Lian, T. Huber, K. D. Hesp, R. G. Bergman, J. A. Ellman, *Angew. Chem., Int. Ed.*, **2013**, *52*, 629; d) S. J. Hwang, S. Hwan, S. J. Chang, *J. Am. Chem. Soc.*, **2008**, *130*, 16158; e) D. R. Stuart, M. Bertrand-Laperle, K. M. N. Burgess, K. Fagnou, *J. Am. Chem. Soc.*, **2008**, *130*, 16474; f) S. Rakshit, F. W. Patureau, F. Glorius, *J. Am. Chem. Soc.*, **2010**, *132*, 9585; g) D. R. Stuart, P. Alsabeh, M. Kuhn, K. Fagnou, *J. Am. Chem. Soc.*, **2010**, *132*, 18326; h) B. Li, N. Wang, Y. Liang, S. Xu, B. Wang, *Org. Lett.*, **2013**, *15*, 136; i) L. Wang, L. Ackermann, *Org. Lett.*, **2013**, *15*, 176; j) M, N. Zhao, Z. H. Ren, Y. Y. Wang, Z. H. Guan, *Org. Lett.*, **2014**, *16*, 608.
- 5 For selected examples, see: a) S. J. Zhu, J. Dong, S. M. Fu, H. F. Jiang, W. Zeng, *Org. Lett.*, **2011**, *13*, 4914; b) Y. Luo, X. X. Lu, Y. Ye, Y. Guo, H. F. Jiang, W. Zeng, *Org. Lett.*, **2012**, *14*, 5640; c) S. J. Zhu, X. X. Lu, Y. T. Luo, W. Zhang, H. F. Jiang, M. Yan, W. Zeng, *Org. Lett.*, **2013**, *15*, 1440; d) L. Dang, L. B. Liang, C. Qian, M. Q. Fu, T. M. Ma, D. G. Xu, H. F. Jiang, W. Zeng, *J. Org. Chem.*, **2014**, *79*, 769; e) V. Komanduri, C. D. Grant, M. J. Krische, *J. Am. Chem. Soc.*, **2008**, *130*, 12592; f) A. V. Kel'in, A. W. Stromeck, V. Gevorgyan, *J. Am. Chem. Soc.*, **2001**, *123*, 2074; g) N. Guimond, K. Fagnou, *J. Am. Chem. Soc.*, **2009**, *131*, 12050; h) S. Ueno, M. Ohtsubo, R. Kuwano, *J. Am. Chem. Soc.*, **2009**, *131*, 12904; i) B. Qian, S. Guo, J. Shao, Q. Zhu, L. Yang, C. Xia, H. Huang, *J. Am. Chem. Soc.*, **2010**, *132*, 3650; j) S. Kobayashi, H. Kiyohara, M. Yamaguchi, *J. Am. Chem. Soc.*, **2011**, *133*, 708; k) Y. Li, B. J. Li, W. H. Wang, W. P. Huang, X. S. Zhang, K. Chen, Z. J. Shi, *Angew. Chem., Int. Ed.*, **2011**, *50*, 2115.
- 6 P. S. Lee, T. Fujita, N. Yoshikai, *J. Am. Chem. Soc.*, **2011**, *133*, 17283.
- 7 a) Y. Wei, I. Deb, N. Yoshikai, *J. Am. Chem. Soc.*, **2012**, *134*, 9098; b) Z. Shi, M. Suri, F. Glorius, *Angew. Chem., Int. Ed.*, **2013**, *52*, 4892.
- 8 For selected examples, see: a) T. Fukutani, N. Umeda, K. Hirano, T. Satoh, M. Miura, *Chem. Commun.*, **2009**, *34*, 5141; b) T. K. Hyster, T. Rovis, *Chem. Commun.*, **2011**, *47*, 11846; c) X. Zhang, D. Chen, M. Zhao, J. Zhao, A. Jia, X. Li, *Adv. Synth. Catal.*, **2011**, *353*, 719.
- 9 For the examples about C(sp<sup>3</sup>)-C(sp) cross-coupling reaction between pre-functionalized alkyl reagents and alkynes, see: a) T. Thaler, L. N. Guo, P. Mayer, P. Knochel, *Angew. Chem., Int. Ed.*, **2011**, *50*, 2174; b) X. Liu, Z. Wang, X. Cheng, C. Li, *J. Am. Chem. Soc.*, **2012**, *134*, 14330; c) M. Chen, X. Zheng, W. Li, J. He, A. Lei, *J. Am. Chem. Soc.*, **2010**, *132*, 4101.
- 10 A. García-Rubia, M. Á. Fernández-Ibáñez, R. G. Arrayás, J. C. Carretero, *Chem.–Eur. J.*, **2011**, *17*, 3567.
- 11 For the <sup>1</sup>H NMR spectrum of *d*-**1a**, please see SI.
- 12 The KIE value was also determined via a competition experiment using a 50:50 mixture of the *D*- and *H*-isotopomer (*d*-**1a**/*H*-**1a**) under standard conditions, and the corresponding KIE value (K<sub>H</sub>/K<sub>D</sub> = 3.0) further demonstrated that Csp<sup>3</sup>-H bond cleavage exactly occurred in the rate-limiting step, please see SI for more details.
- 13 a) D. Zhao, Z. Shi, F. Glorius, *Angew. Chem., Int. Ed.*, **2013**, *52*, 12426; b) C. Wang, H. Sun, Y. Fang, Y. Huang, *Angew. Chem., Int. Ed.*, **2013**, *52*, 5795.