

ChemComm

Accepted Manuscript



This is an *Accepted Manuscript*, which has been through the Royal Society of Chemistry peer review process and has been accepted for publication.

Accepted Manuscripts are published online shortly after acceptance, before technical editing, formatting and proof reading. Using this free service, authors can make their results available to the community, in citable form, before we publish the edited article. We will replace this *Accepted Manuscript* with the edited and formatted *Advance Article* as soon as it is available.

You can find more information about *Accepted Manuscripts* in the [Information for Authors](#).

Please note that technical editing may introduce minor changes to the text and/or graphics, which may alter content. The journal's standard [Terms & Conditions](#) and the [Ethical guidelines](#) still apply. In no event shall the Royal Society of Chemistry be held responsible for any errors or omissions in this *Accepted Manuscript* or any consequences arising from the use of any information it contains.

COMMUNICATION

AgNO₂-mediated direct nitration of quinoxaline tertiary benzylic C-H bond and direct conversion of 2-methyl quinoxalines into related nitriles

Cite this: DOI: 10.1039/x0xx00000x

Received 00th January 2012,
Accepted 00th January 2012

Degui Wu, Jian Zhang, Jianhai Cui, Wei Zhang and Yunkui Liu*

DOI: 10.1039/x0xx00000x

www.rsc.org/

A unique AgNO₂-mediated direct nitration of quinoxaline tertiary C-H bond and direct conversion of 2-methyl quinoxalines into 2-quinoxaline nitriles under oxidative conditions has been developed. This protocol provides an efficient way to access quinoxaline containing nitroalkanes and nitriles dependent on different substrates selection.

Nitro compounds are widely used in the chemical industry as well as in the academic research.¹⁻³ In contrast to the easy nitration of aromatic C-H bonds by nitrating agents, the selective nitration of aliphatic C-H bonds is very difficult. The nitration process of aliphatic hydrocarbons usually requires high temperatures (> 200 °C) which will cause undesired C-C bond scissions, thus leading to poor selectivities and adding difficulties for the product separation.⁴ As a consequence, the preparation of nitroalkanes generally relies on methods other than the direct C-H nitration.⁵ In last decades, despite several more mild processes for the nitration of aliphatic hydrocarbons being reported,⁶ selectivity remains a big problem. Therefore, it is still desirable to develop methods for highly selective nitration of aliphatic C-H bonds.

On the other hand, aryl nitrile compounds as versatile synthetic intermediates are widely used in the synthesis of natural products, functional materials, medicines, agricultural chemicals, and dyes.⁷ Besides, they also serve as important precursors for the preparation of a variety of molecules including acids, aldehydes, amines, amides, and *N*-containing heterocycles.⁸ Some representative methods for the synthesis of aryl nitriles include the Sandmeyer reaction,⁹ the Rosenmund-von Braun reaction,¹⁰ transition-metal-catalyzed cross-coupling reactions of aryl halides with metallic¹¹ or nonmetallic cyano-group sources,¹² the dehydration of primary aromatic amides.¹³ However, most of these methods suffer from one or more limitations with respect to the use of toxic reagents, the need of prefunctionalization of coupling partners, and the generation of large amount of organic or inorganic wastes, *etc.* Owing to the abundance of methyl arenes, the direct conversion of methyl arenes into the related aromatic nitriles has become an important and practical route to access aryl nitriles.¹⁴ However, such a procedure using NH₃ as the

N-source for the formation of the cyano group usually requires very high temperature (>350 °C). Recently, Jiao¹⁵ and Wang¹⁶ reported two mild methods for the conversion of methyl arenes into aryl nitriles by using NaN₃ and *tert*-butyl nitrite (*t*BuONO), respectively, as the *N*-source for the formation of the cyano group. Overall, the synthetic methods involving the direct transformation of methyl arenes into aryl nitriles remain largely under-explored. As part of our continued interest in the transition metal-involved sp³C-H bond functionalizations,¹⁷⁻¹⁹ we herein present a unique AgNO₂-mediated direct nitration of quinoxaline tertiary C-H bond and direct conversion of 2-methyl quinoxalines into 2-quinoxaline nitriles in the presence of K₂S₂O₈.

The present finding originated in our recent study on the regiospecific preparation of nitroarenes via palladium-catalyzed chelation-assisted nitration of aromatic C-H bonds.²⁰ When 2-isopropylquinoxaline **1a** was subjected to the same reaction conditions (10 mol% Pd(OAc)₂, 2.0 equiv AgNO₂ and K₂S₂O₈, 130 °C, 48 h) for the *ortho*-nitration of 2-arylquinoxalines described in our previous work²⁰ (entry 1, Table 1), we expected that the methyl C-H bond in **1a** could also be nitrated to yield **3a**. It was found that no target product **3a** was formed while a benzylic C-H bond nitrated product **2a** was unexpectedly obtained in 63% yield (entry 1). Control experiments showed that in the absence of Pd(OAc)₂ or K₂S₂O₈, **2a** was produced in 64% and 5% yield, respectively (entries 2 & 3), indicating that Pd(OAc)₂ did not participate in the nitration process while K₂S₂O₈ was indispensable. Further experiments disclosed that 110 °C was a more suitable temperature for getting a good yield of **2a** (entry 4 vs 2). Note that using 1.2 equivalents of AgNO₂ and K₂S₂O₈ was enough for the reaction to be completed (entry 5). Among several solvents (entries 5-15) and oxidants (entries 5, 16-22) surveyed, it was proven that DCE was the best choice of solvent and K₂S₂O₈ was the best choice of oxidant. Attempting to use the cheap KNO₂ as the nitro source resulted in a low yield of **2a** (18%, entry 23). However, a combination of 0.2 equiv AgNO₂ with 1.2 equiv KNO₂ as the nitro source could give an acceptable yield of **2a** (50%, entry 24).

Table 1 Optimization of reaction conditions^a

Entry	Nitro Source	Oxidant	Add.	Solvent	Yield of 2a (%) ^b
1	AgNO ₂ ^c	K ₂ S ₂ O ₈ ^c	Pd(OAc) ₂ ^d	DCE	63 ^e
2	AgNO ₂ ^c	K ₂ S ₂ O ₈ ^c	--	DCE	64 ^e
3	AgNO ₂ ^c	--	--	DCE	5 ^e
4	AgNO ₂ ^c	K ₂ S ₂ O ₈ ^c	--	DCE	75, 68 ^f
5	AgNO₂	K₂S₂O₈	DCE	DCE	82
6	AgNO ₂	K ₂ S ₂ O ₈	--	CH ₂ Cl ₂	78
7	AgNO ₂	K ₂ S ₂ O ₈	--	Toluene	16
8	AgNO ₂	K ₂ S ₂ O ₈	--	MeCN	70
9	AgNO ₂	K ₂ S ₂ O ₈	--	DMF	53
10	AgNO ₂	K ₂ S ₂ O ₈	--	Et ₂ O	16
11	AgNO ₂	K ₂ S ₂ O ₈	--	THF	8
12	AgNO ₂	K ₂ S ₂ O ₈	--	Acetone	27
13	AgNO ₂	K ₂ S ₂ O ₈	--	HOAc	61
14	AgNO ₂	K ₂ S ₂ O ₈	--	EtOAc	trace
15	AgNO ₂	K ₂ S ₂ O ₈	--	MeNO ₂	77
16	AgNO ₂	Cu(OAc) ₂	--	DCE	trace
17	AgNO ₂	CuCl ₂	--	DCE	10
18	AgNO ₂	PhI(OAc) ₂	--	DCE	12
19	AgNO ₂	DDQ	--	DCE	trace
20	AgNO ₂	CAN	--	DCE	16
21	AgNO ₂	^t BuOOBu ^t	--	DCE	41
22	AgNO ₂	TBHP	--	DCE	6
23	KNO ₂	K ₂ S ₂ O ₈	--	DCE	18
24	AgNO ₂ ^g / /KNO ₂ ^h	K ₂ S ₂ O ₈	--	DCE	50

^a Reaction conditions: **1a** (0.15 mmol), AgNO₂ (1.2 equiv), oxidant (1.2 equiv), solvent (1.5 mL), 110 °C for 48 unless otherwise noted. ^b Isolated yield. ^c The amount is 2.0 equiv. ^d The amount is 10 mol% of **1a**. ^e The reaction was conducted in 130 °C. ^f The reaction was conducted in 100 °C. ^g The amount is 0.2 equiv. ^h The amount is 1.2 equiv.

With the optimized reaction conditions in hand, we set out to investigate the scope of substrates (Table 2). For substrates possessing tertiary benzylic carbon, the corresponding benzylic C-H bond could be successfully nitrated to afford nitroalkane **2** in moderate to good yields (**2a-2o**). Unfortunately, the benzylic C-H bond in 2-cyclopropylquinoxaline **1p** failed to be nitrated and the starting material was recovered. When a substrate **1q** bearing a secondary benzylic carbon was used, the reaction failed to give the corresponding nitrated product while the benzylic C-H bond ketonized product **2q'** was obtained in 70% yield. An attempt to conduct the reaction of **1q** in degassed solvent under an Argon atmosphere still gave **2q'** in similar yield whereas no formation of **2q** was detected. Note that **1** substituted with a phenyl group at the 3-position resulted in decreased yields of **2** compared with those without a substituent due to the low conversion of the starting substrates (**2l-2o** vs **2a-2e**). When **1r** having a *gem*-diphenyl substituted benzylic C-H bond was used, the reaction gave a hydroxylated product **2r'** in 60% yield while no formation of **2r** was detected. The nitration of the tertiary benzylic C-H bond of *N*-containing heterocycles **4** and **6** was not successful under the present reaction conditions while the starting substrate was recovered.

To further expand the scope of the present reaction, the nitration of quinoxaline primary benzylic C-H bond was also carried out. When 2-methyl-3-phenylquinoxaline **8a** was treated with 1.4 equiv of AgNO₂ and K₂S₂O₈ in DCE at 130 °C for 72 h, to our surprise, a 2-quinoxalinyl nitrile **9a**, rather than a nitrated product, was unexpectedly isolated in 43% yield (entry 1, Table 3). The yield of **9a** could be increased to 82% by the using of 2.2 equiv of AgNO₂ and K₂S₂O₈, respectively (entry 1, Table 3). Preliminary studies

showed that a number of 2-methyl quinoxalines could be converted into the corresponding aromatic nitriles in moderate to good yields (**9a-9h**, 60–82%, Table 3).

Table 2 AgNO₂-mediated nitration of quinoxaline benzylic C-H bond^a

Entry	R ¹	R ² , R ³	R ⁴ (1)	Product (2)	Yield (%) ^b
1	H	H, H	H (1a)	2a	82 (71 ^c)
2	H	Me, Me	H (1b)	2b	64
3	H	Cl, Cl	H (1c)	2c	61
4	H	NO ₂ , H	H (1d)	2d	77
5	H	Br, H	H (1e)	2e	75
6	Me	H, H	H (1f)	2f	55 ^{d,e}
7	Me	Me, Me	H (1g)	2g	77 ^{d,e}
8	Me	Cl, Cl	H (1h)	2h	74 ^{d,e}
9	Me	NO ₂ , H	H (1i)	2i	80 ^{d,e}
10	Me	Br, H	H (1j)	2j	87 ^{d,e}
11	Me	Cl, H	H (1k)	2k	82 ^{d,e}
12	H	H, H	Ph (1l)	2l	62 ^{d,e}
13	H	Me, Me	Ph (1m)	2m	45 ^{d,e,f}
14	H	Cl, Cl	Ph (1n)	2n	45 ^{d,e,f}
15	H	Cl, H	Ph (1o)	2o	43 ^{d,e,f}
<hr/>					
16			1p	2p	trace ^g
<hr/>					
17			1q	2q 2q'	0 70 (69 ^h)
<hr/>					
18			1r	2r 2r'	0 60
<hr/>					
19			4	5	0 ^g
<hr/>					
20			6	7	0 ^g

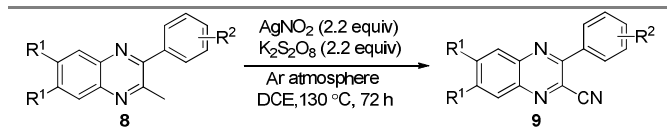
^a Reaction conditions: **1** (0.3 mmol), AgNO₂ (1.2 equiv), K₂S₂O₈ (1.2 equiv), DCE (1.5 mL), 110 °C for 48 unless otherwise noted. ^b Isolated yield. ^c The reaction was performed on a 1 mmol scale. ^d The reaction was conducted in 130 °C. ^e The reaction time is 72 h. ^f The use of 1.8 equiv of AgNO₂ and K₂S₂O₈, respectively. ^g The starting material was recovered. ^h The reaction was carried out in degassed solvent under an Ar atmosphere.

To gain insight into the mechanism of the benzylic C-H nitration process, a mixture of substrates **1a** and [*D*]-**1a** was subjected to determine the intermolecular isotope effect (see the ESI†). A secondary kinetic isotope effect as showing $k_H/k_D \approx 1.1$ was observed, suggesting that the reaction might involve a radical process.^{5a,b} When the reaction was conducted in the presence of TEMPO, a radical scavenger,²¹ the benzylic C-H nitration was suppressed (see the ESI†), thus further supporting a radical process.²⁰

On the basis of the above experiments and previous literatures,^{19b,20,22,23} a proposed mechanism for the AgNO₂-mediated nitration of quinoxaline benzylic C-H bond is described in Scheme 1. On the one hand, AgNO₂ may release the NO₂ radical upon treatment with^{20,22a} or without K₂S₂O₈.^{22b,c} Over the course of the

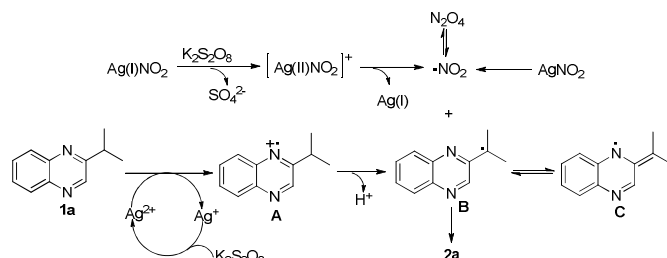
reaction, the formation and gradually consumption of a brown gas, which should be assigned to NO₂ gas,^{20,22} were indeed observed in the sealed tube. On the other hand, Ag(I) could be oxidized into Ag(II) species which then underwent single electron transfer from **1a** to generate radical intermediate **B** (or **C**).^{19b,23} The combination of radical species NO₂ and **B** finally gave nitroalkane **2a**.

Table 3 AgNO₂-mediated direct conversion of 2-methyl quinoxalines to the corresponding aromatic nitriles^a



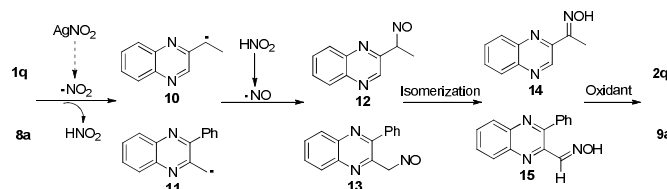
Entry	R ¹	R ²	Sub. (8)	Prod. (9)	Yield (%) ^b
1	H	H	8a	9a	43 ^c , 82
2	H	2-OMe	8b	9b	65
3	H	3-OMe	8c	9c	80
4	H	4-Me	8d	9d	75
5	H	4-F	8e	9e	78
6	H	4-Cl	8f	9f	70
7	H	4-Br	8g	9g	64
8	Me	H	8h	9h	68

^a Reaction conditions: **8** (0.3 mmol), AgNO₂ (2.2 equiv), K₂S₂O₈ (2.2 equiv), DCE (4.0 mL), 130 °C under an argon atmosphere for 72 h unless otherwise noted. ^b Isolated yield. ^c The amount of AgNO₂ and K₂S₂O₈ is 1.4 equiv, respectively.



Scheme 1 Proposed mechanism for the nitration of **1a**.

A possible reaction mechanism for the AgNO₂-mediated ketonization of the secondary benzylic C-H bond (**1q**) and direct conversion of **8a** to **9a** is proposed in Scheme 2. These two processes might involve the formation of an NO radical²⁴ and oxime intermediates (**14** and **15**).¹⁶ Under the oxidative conditions, the ketoxime **14** and aldoxime **15** could be further converted into ketone **2q'** and nitrile **9a**, respectively.



Scheme 2 Proposed mechanism for the formation of **9a** and **2q'**.

In summary, we have developed a novel method for the AgNO₂-mediated direct nitration of quinoxaline tertiary C-H bond and direct conversion of 2-methyl quinoxalines into 2-quinoxaline nitriles in the presence of K₂S₂O₈, which represents the first example of transition metal-involved sp³C-H nitrations^{17,18} and silver-mediated direct conversion of benzylic methyl group into a cyano group with the use of NO₂⁻ as the N-source.¹⁴⁻¹⁶ Further exploration of this new

approach for the synthesis of more valuable compounds is underway in our laboratory.

We are grateful to the Natural Science Foundation of China (No. 21172197 and 21372201), Zhejiang Province (Grant No. Y407168), and the Opening Foundation of Zhejiang Key Course of Chemical Engineering and Technology, Zhejiang University of Technology for financial support.

Notes and references

State Key Laboratory Breeding Base of Green Chemistry-Synthesis Technology, Zhejiang University of Technology, Hangzhou 310014, P. R. China. Fax: +86 571 8832 0066; Tel: +86 571 88871534; E-mail: ykuliui@zjut.edu.cn.

†Electronic Supplementary Information (ESI) available: detailed experimental procedure, charts of the mechanistic studies, and analytical data for all products. See DOI: 10.1039/c000000x/

- (a) N. Ono, *The Nitro Group in Organic Synthesis*, Wiley-VCH, New York, 2001; (b) H. Feuer and A. T. Nielson, *Nitro Compounds: Recent Advances in Synthesis and Chemistry*; VCH, Weinheim, 1990; (c) R. Ballini, S. Gabrielli, A. Palmieri and M. Petrini, *Curr. Org. Chem.*, 2011, **15**, 1482.
- Selected examples for the transformations of nitro compounds to other chemicals, see: (a) Y. Takenaka, T. Kiyosu, J.-C., Choi, T. Sakakura, and H. Yasuda, *ChemSusChem.*, 2010, **3**, 1166; (b) J. Rahaim, Jr. and R. E. Maleczka, Jr., *Org. Lett.*, 2005, **7**, 5087; (c) C. Czekelius and E. M. Carreira, *Angew. Chem. Int. Ed.*, 2005, **44**, 612; (d) A. Palmieri, S. Gabrielli and R. Ballini, *Chem. Commun.*, 2010, **46**, 6165.
- D. Seebach, E. W. Colvin, F. Lehr and T. Weller, *Chimia*, 1979, **33**, 1.
- (a) F. L. Albright, *Chem. Eng.*, 1966, **73**, 149, and references cited therein; (b) C. P. Spaeth, (E. I. du Pont de Nemours Co.) US 2883432, 1959 [*Chem. Abstr.*, 1959, **53**, 16025].
- (a) Y.-M. Li, X.-H. Wei, X.-A. Li and S.-D. Yang, *Chem. Commun.*, 2013, **49**, 11701, and references cited therein; (b) T. Shen, Y. Yuan and N. Jiao, *Chem. Commun.*, 2014, **50**, 554; (c) B. Zhang, Y. Cui and N. Jiao, *Chem. Commun.*, 2012, **48**, 4498; (d) O. Baslé and C.-J. Li, *Green Chem.*, 2007, **9**, 1047; (e) A. J. Grenning and J. A. Tunge, *Org. Lett.*, 2010, **12**, 740.
- (a) S. Sakaguchi, Y. Nishiwaki, T. Kitamura and Y. Ishii, *Angew. Chem. Int. Ed.*, 2001, **40**, 222; (b) G. A. Olah and H. C. Lin, *J. Am. Chem. Soc.*, 1971, **93**, 1259; (c) G. A. Olah, P. Ramaiah, C. B. Rao, G. Sandford, R. Golam, N. J. Trivedi and J. A. Olah, *J. Am. Chem. Soc.*, 1993, **115**, 7246; (d) G. W. Smith and H. D. Williams, *J. Org. Chem.*, 1961, **26**, 2207; (e) I. Tabushi, S. Kojo and Z. Yoshida, *Chem. Lett.*, 1974, 143.
- A. Kleemann, J. Engel, B. Kutschner and D. Eichert, In *Pharmaceutical Substances: Syntheses, Patents, Applications*, 4th ed., Thieme, Stuttgart, 2001, pp. 154, 241, 488, 553, 825, 159.
- (a) R. C. Larock, In *Comprehensive Organic Transformations: A Guide to Functional Group Preparations*, 2nd ed., Wiley-VCH, New York, 1988; (b) Z. Rappoport, In *The Chemistry of the Cyano Group*, Interscience Publishers, New York, 1970.
- (a) T. Sandmeyer, *Ber. Dtsch. Chem. Ges.*, 1884, **17**, 1633; (b) H. H. Hodgson, *Chem. Rev.*, 1947, **40**, 251; (c) G. P. Ellis and T. M. Romney-Alexander, *Chem. Rev.*, 1987, **87**, 779.

- 10 (a) K. W. Tosenmund and E. Struck, *Ber. Dtsch. Chem. Ges.*, 1919, **2**, 1749; (b) J. Lindley, *Tetrahedron*, 1984, **40**, 1433.
- 11 For selected examples, see: (a) T. Schareina, A. Zapf, W. Mägerlein, N. Müller and M. Beller, *Chem. Eur. J.*, 2007, **13**, 6249; (b) F. G. Buono, R. Chidambaram, R. H. Mueller and R. E. Waltermire, *Org. Lett.*, 2008, **10**, 5325.
- 12 For a recent review, see: (a) J. Kim, H. J. Kim and S. Chang, *Angew. Chem.*, 2012, **124**, 12114; *Angew. Chem. Int. Ed.*, 2012, **51**, 11948; for selected recent examples, see: (b) Z. Wang and S. Chang, *Org. Lett.*, 2013, **15**, 1990; (c) H. Xu, P.-T. Liu, Y.-H. Li and F.-S. Han, *Org. Lett.*, 2013, **15**, 3354.
- 13 R. C. Larock, In *Comprehensive Organic Transformation*, VCH-Publishers, Weinheim, 1989, pp. 976-993.
- 14 For selected reviews, see: (a) B. Lücke, K. V. Narayana, A. Martin and K. Jähnisch, *Adv. Synth. Catal.*, 2004, **346**, 1407; (b) K. Weissmerl and H. J. Arpe, In *Industrial Organic Chemistry*, 3rd ed., VCH, Weinheim, 1997, pp. 385-403; (c) A. Marin and B. Lücke, *Catal. Today*, 2000, **57**, 61.
- 15 W. Zhou, L. Zhang and N. Jiao, *Angew. Chem.*, 2009, **121**, 7228; *Angew. Chem. Int. Ed.*, 2009, **48**, 7094.
- 16 Z. Shu, Y. Ye, Y. Deng, Y. Zhang and J. Wang, *Angew. Chem.*, 2013, **125**, 10767; *Angew. Chem. Int. Ed.*, 2013, **52**, 10573.
- 17 Selected review articles for sp³C-H bond functionalizations, see: (a) S.-Y. Zhang, F.-M. Zhang and Y.-Q. Tu, *Chem. Soc. Rev.*, 2011, **40**, 1937; (b) G. Rouquet and N. Chatani, *Angew. Chem. Int. Ed.*, 2013, **52**, 11726.
- 18 For selected examples of (azaarenes) benzylic C-H bond functionalizations, see: (a) B. Qian, S. Guo, J. Shao, Q. Zhu, L. Yang, C. Xia and H. Huang, *J. Am. Chem. Soc.*, 2010, **132**, 3650; (b) H. Komai, T. Yoshino, S. Matsunaga and M. Kanai, *Org. Lett.*, 2011, **13**, 1706; (c) R. Niu, J. Xiao, T. Liang and X. Li, *Org. Lett.*, 2012, **14**, 676; (d) J.-Y. Liu, H.-Y. Niu, S. Wu, G.-R. Qu and H.-M. Guo, *Chem. Commun.*, 2012, **48**, 9723.
- 19 (a) S.-J. Lou, D.-Q. Xu, D.-F., Shen, Y.-F. Wang, Y.-K. Liu and Z.-Y. Xu, *Chem. Commun.*, 2012, **48**, 11993; (b) Y. Liu, B. Jiang, W. Zhang and Z. Xu, *J. Org. Chem.*, 2013, **78**, 966.
- 20 (a) Y.-K. Liu, S.-J. Lou, D.-Q. Xu and Z.-Y. Xu, *Chem.-Eur. J.*, 2010, **16**, 13590; (b) W. Zhang, S. Lou, Y. Liu and Z. Xu, *J. Org. Chem.*, 2013, **78**, 5932.
- 21 A. C. Albéniz, P. Espinet, R. López-Fernández and A. Sen, *J. Am. Chem. Soc.*, 2002, **124**, 11278.
- 22 (a) M. Stefanelli, M. Mastroianni, S. Nardis, S. Licocchia, F. R. Fronczek, K. M. Smith, W. Zhu, Z. Ou, K. M. Kadish and R. Paolesse, *Inorg. Chem.*, 2007, **46**, 1079; (b) S. Maity, S. Manna, S. Rana, T. Naveen, A. Mallick and D. Maiti, *J. Am. Chem. Soc.*, 2013, **135**, 3355; (c) B. Birkmann, B. T. Owens, S. Bandyopadhyay, G. Wu and P. C. Ford, *J. Inorg. Biochem.*, 2009, **103**, 237.
- 23 For silver-mediated radical reactions, see: (a) F. Minisci and A. Citterio, *Acc. Chem. Res.*, 1983, **16**, 27; (b) A. Kumar and P. Neta, *J. Am. Chem. Soc.*, 1980, **102**, 7284; (c) X. Liu, Z. Wang, X. Cheng and C. Li, *J. Am. Chem. Soc.*, 2012, **134**, 14330.
- 24 (a) J. Chlistunoff, K. J. Ziegler, L. Lasdon and K. P. Johnston, *J. Phys. Chem. A*, 1999, **103**, 1678; (b) N. D. Ingale, I. B. Chatterjee and J. B. Joshi, *Chem. Engin. J.*, 2009, **155**, 851.

Graphical Abstract for TOC

AgNO₂-mediated direct nitration of quinoxaline tertiary benzylic C-H bond and direct conversion of 2-methyl quinoxalines into related nitriles

Degui Wu, Jian Zhang, Jianhai Cui, Wei Zhang and Yunkui Liu

A unique AgNO₂-mediated direct nitration of quinoxaline tertiary C-H bond and direct conversion of 2-methyl quinoxalines into 2-quinoxaline nitriles under oxidative conditions has been developed.

