

Polymer Chemistry

Accepted Manuscript



This is an *Accepted Manuscript*, which has been through the Royal Society of Chemistry peer review process and has been accepted for publication.

Accepted Manuscripts are published online shortly after acceptance, before technical editing, formatting and proof reading. Using this free service, authors can make their results available to the community, in citable form, before we publish the edited article. We will replace this *Accepted Manuscript* with the edited and formatted *Advance Article* as soon as it is available.

You can find more information about *Accepted Manuscripts* in the [Information for Authors](#).

Please note that technical editing may introduce minor changes to the text and/or graphics, which may alter content. The journal's standard [Terms & Conditions](#) and the [Ethical guidelines](#) still apply. In no event shall the Royal Society of Chemistry be held responsible for any errors or omissions in this *Accepted Manuscript* or any consequences arising from the use of any information it contains.

ARTICLE

Chain-Growth Polycondensation of Perylene Diimide-Based Copolymers: a New Route to Regio-Regular Perylene Diimide-Based Acceptors for All-Polymer Solar Cells and n-Type Transistors†

Cite this: DOI: 10.1039/x0xx00000x

Received 00th December 2013,
Accepted 00th xx 2014

DOI: 10.1039/x0xx00000x

www.rsc.org/

W. Liu,^a R. Tkachov,^a H. Komber,^a V. Senkovskyy,^b M. Schubert,^c Z. Wei,^d A. Facchetti,^{d*} D. Neher,^c and A. Kiriy^{a*}

Herein, we report the chain-growth tin-free room temperature polymerization method to synthesize n-type perylene diimide-dithiophene-based conjugated polymers (PPDIT2s) suitable for solar cell and transistor applications. Palladium catalyst ligated by bulky electron-rich tri-tert-butylphosphine was found to be an appropriate catalyst to enable the chain-growth polymerization of anion-radical monomer Br-TPDIT-Br/Zn into PPDIT2 with molecular weight up to $M_w \approx 50$ kg/mol and moderate polydispersity. This is the second example of the polymerization of unusual anion-radical aromatic complexes formed in a reaction of active Zn and electron-deficient diimide-based aryl halides. As such, the discovered polymerization is not a specific reactivity feature of the naphthalene-diimide derivatives but is rather general polymerization tool. This is an important finding, given the significantly higher maximum external quantum efficiency that can be reached with PDI-based copolymers (32-45%) in all-polymer solar cells compared to NDI-based materials (15-30%). Our studies revealed that PTPDIT synthesized by the new method and previously published polymer prepared by step-growth Stille polycondensation show similar electron mobility and all-polymer solar cell performance. At the same time, the polymerization reported herein has several technological advantages as it proceeds relatively fast at room temperature and does not involve toxic tin-based compounds. Because several chain-growth polymerizations are well-suited for preparation of well-defined multi-functional polymer architectures, the next target is to explore utility of the discovered polymerization in the synthesis of end-functionalized polymers and block copolymers. Such materials would be helpful in better controlling of nanoscale morphology of polymer blends in all-polymer solar cells.

Introduction

N-type (or electron-conducting) polymers are essential components in organic devices such as ambipolar and n-channel field-effect transistors and organic photovoltaics.¹ Perylene diimide (PDI) alternating main chain copolymers are an intriguing class of electron-conducting materials with excellent charge transport properties.² Furthermore, PDI-containing copolymers show a widely tunable optical bandgap and relatively low electron affinities, which makes them well-suited to be used as the electron accepting component in organic solar cells.³ Recently, Hashimoto et al. reported the synthesis of several PDI copolymers.⁴ In combination with a polythiophene donor polymer, a power conversion efficiency (PCE) above 2% was reached. Despite considerable progress in the field of all-polymer solar cells,^{5,6} their efficiency remains significantly lower than the efficiency of fullerene-based solar cells.⁷ Several intrinsic factors, such as lower polarizability, symmetry and

dielectric constant of polymers relative to fullerenes, may explain the lower performance. Yi and coworkers demonstrated the strong influence of the shape of the acceptor molecule on the processes at the donor-acceptor interface that govern charge separation, which revealed a faster geminate recombination of PDI compared to the fullerene C_{60} .⁸ In addition, a higher tendency for large scale phase separation is expected for all-polymer blends due to their small entropy of mixing.⁹ For these reasons, control of the blend morphology and donor-acceptor interface – factors always important in fullerene-based solar cells – becomes even more crucial in all-polymer solar cells.^{5,10} It is believed that advanced architectures of conjugated polymers, such as well-defined conjugated block copolymers, brushes and end-functionalized conjugated polymers are promising materials for heterojunction devices as they might allow a better control of the domain structure and film morphology as well as of the controlled modification of the heterojunction.¹¹

With respect to the synthesis of more complex polymers, conventional step-growth polycondensations are typically used to synthesize rylene diimide-based alternating copolymers.^{4,12} Although rather significant progress was achieved during the last years in employment of step-growth polymerizations in the synthesis of bis-end-functionalized conjugated polymers¹³ and A-B-A triblock copolymers,¹⁴ chain-growth polymerizations are potentially more straightforward for the preparation of well-defined multi-functional polymer architectures, due to the one by one addition of monomers from defined initiators.¹⁵ Moreover, the often used Stille-polycondensation utilizes highly toxic organostannyl derivatives and requires high temperatures and long reaction times.¹⁶

Chain-growth catalyst-transfer polycondensations of AB-type monomers are a new and rapidly developing polymerization tool for the preparation of well-defined conjugated homopolymers, gradient and block copolymers.¹⁷⁻²³ Until recently, the scope of chain-growth polycondensations was limited to preparation of simple, yet electron-rich polymers, such as polythiophenes, polyphenylenes, and polyfluorenes. However, the chain-growth synthesis of donor-acceptor copolymers is much more difficult to implement because of the increased size of the monomers and their complex polarization pattern.²⁴ These factors impede an intramolecular catalyst transfer which is the key of the chain-growth propagation mechanism.²⁵

Recently, we discovered an unusual Ni-catalyzed polymerization of an anion-radical complex between Zn and 2,6-bis(2-bromothien-5-yl) naphthalene-1,4,5,8-tetracarboxylic-N,N'-bis(2-octyldodecyl) diimide (Br-TNDIT-Br).^{26,27} The polymerization involved the chain-growth mechanism and yielded the corresponding donor-acceptor alternating copolymer, PNDIT2, with controlled molecular weight, low polydispersity and specific end-functions. It is noteworthy that the high electron-deficiency of NDI-based compounds is provided by imide moieties attached to the aromatic core. On the other hand, several other aryl imides were discovered (e.g., perylene diimides,⁴ isoindigos,^{28,29} diketopyrrolopyrroles,³⁰ etc.) which are important for optoelectronic applications. In a view of this, it is of great interest to study the scope and limitation of the newly-discovered polymerization tool and, particularly, to verify its applicability in polymerization of other aryl imides. In the present work we investigate polymerization of 2,6-bis(2-bromothien-5-yl)perylene-1,4,5,8-tetracarboxylic-N,N'-bis(2-octyldodecyl) diimide (Br-TPDIT-Br), the perylene diimide-based analog of PNDIT2, in the presence of activated Zn and transition metal catalysts. It is, however, worth to mention that the monomer preparation procedure involves a reaction of a strongly electron-deficient monomer precursor with a strong reducing reagent. Such conditions may, in principle, derive undesirable irreversible redox side reactions that would potentially affect structural purity of the resulting PPDIT2 and alter its optoelectronic properties. It was therefore important to evaluate optoelectronic properties of PPDIT2 formed by the new method and compare them with the performance of the polymer synthesized by Pd-catalyzed step-growth Stille polycondensation.

Experimental

Materials

Active zinc was prepared by the reduction of ZnCl₂ with sodium naphthalenide.²⁶ Tetrahydrofuran (THF) was distilled over sodium benzophenone ketyl. Synthesis of the monomer precursor Br-TPDIT-Br is described in Supporting Information. PPDIT2_{control} was provided by the Polyera corporation and synthesized following the

previously published recipe.^{12c} Regio-regular P3HT (Sepiolid P200 from BASF) was purchased from Rieke Metals. All other chemicals for synthesis were purchased from Aldrich and used as received.

Polymerization

All operations were carried out under argon in glove box. The charge-transfer monomer was prepared as follows: Br-TPDIT-Br (509 mg, 0.4 mmol) was dissolved in dry THF (60 mL) in a round-bottomed flask equipped with a magnetic stirrer and a septum. Suspension of active Zn (~100 mg, ~1.6 mmol) was added with a syringe and the mixture was stirred at room temperature for 1 h. Then, the solution was filtered through a filter (0.2 mm) to remove an excess of unreacted Zn. Titration of thus-prepared monomer solution gives 1/1 mole ratio of Br-TPDIT-Br/Zn. Palladium catalyst (1.5 mg, 0.01 equiv.) prepared by mixing of Pd(CH₃CN)₂Cl₂ and P^tBu₃ (1 equivalents of each) was added to the monomer mixture and stirred for 2 h at room temperature. The polymerization mixture was quenched with methanol (10 mL). The solvent was evaporated and the polymer was washed with methanol, acetone and hexane in a Soxhlet extractor. The resulting PPDIT2 was obtained as a black powder (~350 mg, 78%).

Thin-Film Transistors

The top-gate, bottom-contact OTFT devices were fabricated on glass substrates (Precision Glass & Optics, Eagle 2000). The gold source and drain electrodes (~35 nm) were deposited by thermal evaporation using a shadow mask ($L = 50\mu\text{m}$, $W = 500\mu\text{m}$). The semiconductor films were spin-coated from PPDIT2 solution in ortho-dichlorobenzene, DCB, (8 g/L). Then Cytop (Asahi glass CTL-809M) diluted with CT Solv-180 at the ratio of 3:1 was spin-coated at 1500 rpm for 60 s as the dielectric layer. The dielectric film was then baked at 110 °C on a hotplate for 10 min before deposition of a ~35 nm gold thin film as the gate electrode. The measured capacitance of the Cytop dielectric layer is 3.5 nF/cm². The finished devices were tested in ambient conditions.

Bulk-Heterojunction Solar Cells

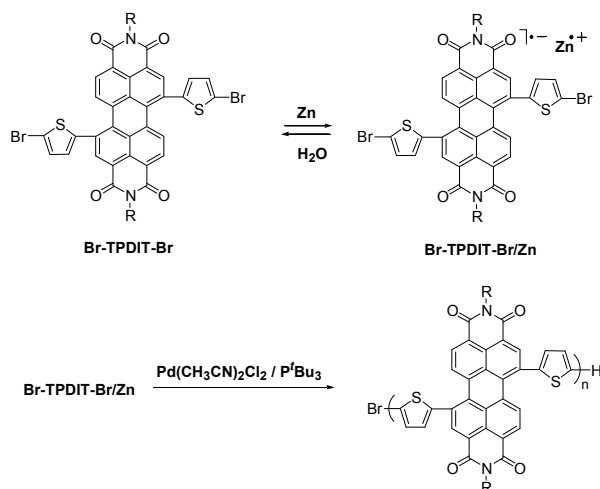
Solar cell devices were prepared on cleaned and pre-structured indium thin oxide (ITO)-coated glass substrates. The ZnO precursor solution was prepared as described in the literature³⁸ and spin-coated in air at 4000 rpm and dried in air for 20 min at 200°C. The thickness of the final ZnO layer was 30 nm. Active layers were spin-coated for 5 s at 1400 rpm from hot solutions (80°C) from either pure DCB or a 1:1 Xy:CN (p-xylene:1-chloronaphthalene) solvent mixture. The donor:acceptor (P3HT: PPDIT2) ratio was 1.5:1 and the overall concentration was 35 g/L for all blends. Fast dried active layers were prepared following a recently published routine,³⁴ while slowly dried samples were kept at room temperature under a small Petri dish. Devices were completed by evaporation of a 10 nm molybdenum trioxide layer, capped with 100 nm silver. The final device structure is: glass/ITO/ZnO/blend/MoO₃/Ag. All preparation and measurement steps were kept under inert nitrogen atmosphere. The active area of the device is 16 mm². Current-voltage measurements were performed with a Keithley 2400 source-measure unit. For illumination a Newport Oriol Sol2A solar simulator is used, which was calibrated with a KG5 filtered reference silicon solar cell. The intensity was set to 100 mW cm⁻². For EQE measurements, frequency modulated monochromatic light of a 100 W quartz halogen lamp (Philips 7724) was focused into a Cornerstone 260 1/4m monochromator (model 74100). The setup is calibrated before each measurement by a calibrated Si photodiode from Newport.

Results and discussion

Monomer synthesis and polymerization

The synthesis of the monomer precursor Br-TPDIT-Br was initiated by standard bromination of perylene-3,4,9,10-tetracarboxylic diimide which afforded a mixture of 1,6- and 1,7-regio-isomers (at a mole ratio of approximately 1:3, Scheme S1, Supporting Information). It was previously demonstrated that copolymerization of the mixture of the isomers leads to regioirregular PDI-based polymers which are less attractive for optoelectronic applications than the respective regioregular polymers.^{12c} Regioregular PDI-polymers can be synthesized from a pure 1,7-dibromide, however, its preparation requires multiple column chromatography steps. In the present work, the crude mixture of dibromo-isomers was subjected to the Stille coupling which afforded a mixture of the respective H-TPDIT-H regioisomers. We found that isolation of the pure 1,7-isomer of H-TPDIT-H is easy at this stage and requires a single column chromatography step. A standard bromination with NBS leads to regioregularly pure Br-TPDIT-Br (Figures 1a,b).

Scheme 1. Preparation of the Br-TPDIT-Br/Zn radical-anion monomer and its polymerization.



In order to provide the chain-growth catalyst-transfer mechanism, asymmetric AB-type monomers having metalorganic (nucleophilic) and halide (electrophilic) functions in the same molecule must be involved into polycondensation. In the case of electron-rich aryldihalide precursors such monomers are commonly prepared by reactions with alkyl magnesium halides or other metalorganic molecules. Although electron-deficient arylhalides are usually more reactive in halogen-metal exchange reactions than their electron-rich counterparts³¹, we found that Br-TPDIT-MgBr does not form upon the reaction of Br-TNDIT-Br with various alkyl magnesium halides. Mixing of Br-TNDIT-Br and t-BuMgCl leads to immediate change of color of the reaction mixture suggesting some chemical transformation, however the process does not lead to the corresponding Br-TPDIT-MgBr. This follows from the fact that intact Br-TPDIT-Br is quantitatively recovered upon quenching of the reaction mixture with water indicative the absence of the bromo-magnesium exchange. Similarly, the treatment of Br-TPDIT-Br with n-BuLi failed to give the corresponding lithiation product Br-TPDIT-Li. Such a behavior was previously observed during attempts of activation of structurally similar naphthalene-diimide derivatives.²⁶ We explain these results by a concurrent single-

electron transfer from electron-rich alkylmetals to electron-deficient dibromo-arylimide which occurs faster than the halogen-metal exchange. The electron-transfer leads, from the one side, to a decomposition of alkyl metals and, from the other side to deactivation of dibromo-arylimides, which are transformed into electron-rich anion-radicals inactive in the halogen-metal exchange. It was further found that addition of Ni and Pd catalysts to the mixture of Br-TPDIT-Br and alkyl magnesium halides (or n-BuLi) do not induce polymerization. As such, a strong electron-affinity of dibromoaryls containing strongly electron-deficient groups which precludes their transformation into AB-type monomers is an important and general obstacle in development of chain-growth preparation of n-type semiconducting polymers.

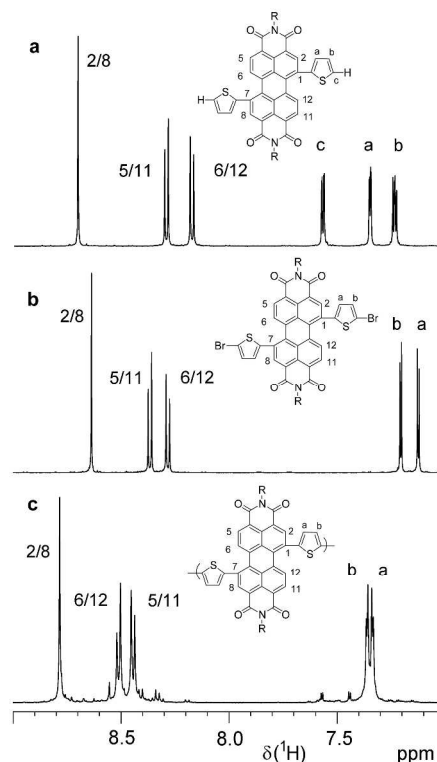


Figure 1. ¹H NMR spectra (region of aromatic and thiophene protons) of (a) 1,7-H-TPDIT-H, (b) Br-TPDIT-Br and (c) PPPDIT2; R = CH₂CHOctDec; solvent: C₂D₂Cl₄ at 120°C.

Luckily, an alternative route was found in our previous works to activate electron-deficient naphthalene-diimide-based dihalide Br-TNDIT-Br.²⁶ In the present work we demonstrate that this approach is also suitable for activation of Br-TPDIT-Br. Particularly, we found that Br-TPDIT-Br reacts with activated Zn powder within minutes at room temperature resulting into Br-TPDIT-Br/Zn complex soluble in THF. Titration experiments with iodine revealed the 1/1 stoichiometry of the Br-TNDIT-Br/Zn complex, irrespective of whether an equimolar amount or an excess of Zn was added. The acidic workup of the Br-TPDIT-Br/Zn complex resulted in quantitative recovering of Br-TPDIT-Br but not of Br-TPDIT-H. This indicates that the organo-zinc compound Br-TPDIT-ZnBr was not formed under these conditions because otherwise hydrolysis of Br-TPDIT-ZnBr should lead to Br-TPDIT-H. Electron spin-resonance measurements of the Br-TNDIT-Br/Zn complex reveal its paramagnetic character (Figure S1). Thus, single electron transfer from Zn to the electron-deficient Br-TPDIT-Br occurs which leads

to Br-TPDIT-Br/Zn having a radical-anion character (Scheme 1). As such, Br-TPDIT-Br and its NDI-based analogous behave similarly in the presence of Zn. However, despite of similarities of the Br-TPDIT-Br/Zn and Br-TNDIT-Br/Zn structures and the fact that Br-TNDIT-Br/Zn smoothly polymerized in the presence of Ni, various Ni catalysts were found to be inactive to polymerize Br-TPDIT-Br/Zn.

It was previously shown that Pd complexes frequently display higher catalytic activity than their Ni counterparts in a variety of cross-coupling reactions of small molecules and related polycondensations.³² Among several of the ligands employed, bulky and electron-rich tri-tert-butylphosphine (P^tBu_3) is a promising ligand for Pd to support catalyst-transfer polycondensations.³³ It is because P^tBu_3 efficiently stabilizes highly coordination unsaturated Pd- P^tBu_3 species and promotes preferred *intramolecular* oxidative addition pathway responsible for the chain-growth behavior over the *intermolecular* process. Recently, we, in collaboration with Huck group, employed Pd/ P^tBu_3 in chain-growth Suzuki polymerization of a benzothiadiazolo-based donor-acceptor monomer.²⁴

[Br-TPDIT-Br/Zn]/[Pd/ P^tBu_3] ratios of 50/1 and 100/1 (Table S1, Supporting Information). As seen from GPC of crude reaction mixtures (Figure 2a), the peak corresponding to polymeric products increases while the monomer peak decreases upon increase of the polymerization time. Peaks which may correspond to oligomeric products (between the monomeric and polymeric peaks) are much smaller for all polymerization times. Such a behavior is characteristic to the chain-growth propagation mechanism (i.e., one-by-one addition of monomer molecules to growing chains) rather than step-growth propagation for which the monomer should be consumed early in polymerization. It is noteworthy that the molecular weight of resulting PPDIT2 increases only modestly with the monomer consumption, presumably due to chain-termination reactions which limit the molecular weight at the $M_n \approx 25$ kg/mol, $M_w \approx 45$ kg/mol level (Table S1).

It is, however, obvious that the polymerization is far from being living (controlled) even so that it follows the chain-growth mechanism. Indeed, in living polymerizations, every initiator specie polymerize one chain so that the formation of PPDIT2 with degree of polymerization (DP) = 50 and 100 is expected for the monomer/catalyst ratios of 50/1 and 100/1, respectively, instead of observed $DP \approx 25$ for both catalyst loadings. In addition, polydispersity index ($PDI = M_w/M_n$) is relatively large and it increases with the monomer conversion increase, P ($PDI = 1.5$ for $P = 24\%$; $PDI = 1.8$ for $P = 85\%$). Similar limitation of the polymer molecular weight was earlier observed in catalyst-transfer polycondensations of fluorene-based monomers. A possible reason of the observed chain-limitation phenomena is given in Scheme 2. The data suggest that up to $DP \approx 25$, polymerization of Br-TPDIT-Br/Zn proceeds as one-by-one addition of monomers to propagating chains Br-(Ar) $_n$ -Pd(P^tBu_3)-Br as it usually occurs in chain-growth catalyst-transfer polycondensations (Scheme 2A).

Scheme 2. Plausible mechanism of chain-propagation, -termination and -reinitiation processes occurred upon Pd/ P^tBu -catalyzed polymerization of Br-TPDIT-Br/Zn.

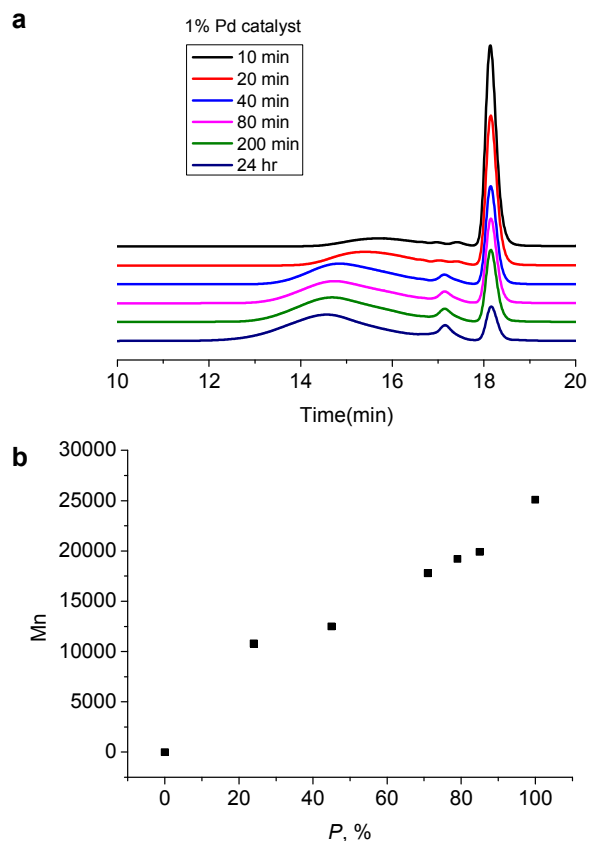
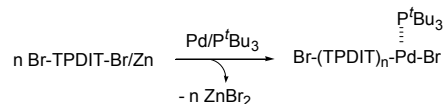


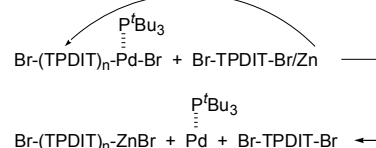
Figure 2. GPC elution curves of crude polymerization mixtures (a) and M_n (g/mol) versus monomer conversion (P) plot (b) for the polymerization performed at [Br-TPDIT-Br/Zn]/[Pd/ P^tBu_3] ratio of 100/1.

Pd/ P^tBu_3 -based catalyst was prepared in situ by mixing of 1 equivalent of $Pd(CH_3CN)_2Cl_2$ and 1 equivalent of P^tBu_3 . Addition of Br-TPDIT-Br/Zn to the freshly prepared catalyst at room temperature led to the formation of a dark-blue polymer within several hours (for UV-vis absorption spectrum, see Figure S2, Supporting Information). Polymerization course was monitored at

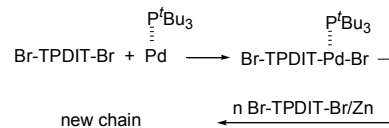
Chain-growth via intramolecular catalyst-transfer



Chain-termination via Zn-transfer



Reinitiation



At this stage, the catalytic cycle involves *intramolecular* transfer followed by *intramolecular* oxidative addition (OA) of a Pd(0) species to C-Br bond, which is present at the end of the same

polymerizing chain. It is noteworthy that the *intermolecular* transfer (diffusion) of the Pd(0) species followed by their *intermolecular* OA into C-Br bond of the monomer do not occur at this polymerization stage (as follows from a coexistence during the polymerization of relatively high molecular weight PPDIT2 and unreacted monomer). This can be explained by i) intrinsic propensity of Pd(0) to form π -complexes making the *intramolecular* transfer to be the entropically more favored process; ii) zinc organic monomer molecules are relatively electron-rich species which impedes the oxidative addition of Pd(0) to the C-Br bond of the monomer Br-TPDIT-Br /Zn. The situation changes when relatively large Br-(TPDIT)_n-Pd(P^tBu₃)-Br chains with DP ≈ 25 are formed. We suggest that for larger chains, a Zn-exchange reaction between the monomer and propagating chains takes place and it is responsible for the chain-transfer process (Scheme 2B). As reported previously, Br-TPDIT-Br/Zn is a charge-transfer complex in which the Zn atom is associated with Br-TPDIT-Br by means of relatively weak donor-acceptor interactions. On the other hand, Br-(TPDIT)_n-Pd(P^tBu₃)-Br chains formed in the first polymerization stage contain many electron-deficient TPDIT repeat units which potentially form complexes with Zn atoms. Transfer of Zn from Br-TPDIT-Br /Zn to Br-(TPDIT)_n-Pd(P^tBu₃)-Br should reduce Pd(II) into Pd(0) to form Pd⁰PtBu₃, Br-(TPDIT)_n-ZnBr and Br-TPDIT-Br. *Intermolecular* oxidative addition of liberated Pd⁰PtBu₃ to C-Br bond of Br-TPDIT-Br results into Br-TPDIT-Pd(P^tBu₃)-Br which initiate a new chain. However, it remains unclear why the Zn-transfer process from Br-TPDIT-Br/Zn occurs preferentially with PPDIT2 chains having DP > 25 but not with shorter oligomers.

It should also be noted that although high molecular weight PTPDIT is not forming with the method developed herein, traditional step-growth polymerization methods provide PDI-based polymers with even lower molecular weights. Thus, PDI polymers with M_w in 10-20 kg/mol range were prepared by Hashimoto et al. by Stille and Suzuki polycondensations.⁴ Facchetti et al. reported Stille-based synthesis of P(PDI2OD-T2) (analog of our PTPDIT) with M_w of 32 kg/mol, although the same polymerization method afforded much higher polymers in the case of structurally similar naphthalenediimide-based polymers.^{12c} As such, the method developed herein is a viable alternative to conventional polycondensation schemes as it provides polymer with a bit higher molecular weights than earlier reported methods.

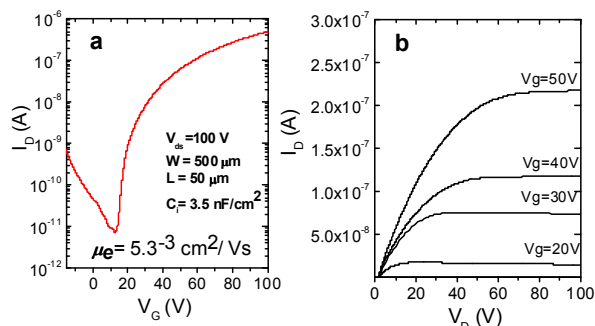


Figure 3. Representative output (a) and transfer (b) characteristics of OFETs made with PPDIT2 prepared in this work (M_n=15 kg/mol, PDI=1.8).

Field-effect transistor and photovoltaic characterizations
Performance of PPDIT2 synthesized by the newly-developed chain-growth method was further tested and compared with the performance of the same polymer obtained by traditional step-growth Stille coupling polycondensation (designated as PPDIT2_{control}). It was previously demonstrated that this polymer

exhibits a typical n-type semiconductor behavior and provides electron mobility of $\sim 10^{-3}$ cm²V⁻¹s⁻¹ when measured in ambient conditions. A typical output and transfer characteristics for transistors prepared from 8 g/L solution of PPDIT2 in DCB are shown in Figure 3. The n-type FET shows a saturated mobility of 5×10^{-3} cm²V⁻¹s⁻¹. This is a slightly higher mobility value than previously reported for the polymer prepared by step-growth polymerization.

Photovoltaic performance of PPDIT2 was further tested and compared with the performance of PPDIT2_{control}). PPDIT2 was used as the electron-accepting component, while regioregular P3HT served as electron donor. Two solvent systems were explored in order to optimize the devices. The first system is a 1:1 solvent mixture of Xy and the high boiling point solvent CN, which was recently used to optimize blends of P3HT and P(NDI2OD-T2), the naphthalene diimide-based analog polymer to the PPDIT2 that is investigated here.³⁴ The preparation of the active layer includes a high-temperature drying step of the wet films directly after spin-coating. In the second recipe DCB was used as solvent, which has shown to be an appropriate solvent for blends of P3HT and PPDIT2.³⁵ Solar cells were built in the inverted device configuration with an solution processed electron-extracting zinc oxide bottom contact and a hole-extracting molybdenum trioxide top contact (for details see below). In accordance to former results, we find that the inverted device structure behaves significantly better than the normal configuration, which has been assigned to the strong vertical composition gradient formed in P3HT:PPDIT2 blends.³⁵

Figure 4 displays the current density-voltage characteristics of PPDIT2-based solar cells under illumination with simulated sun light. The devices show comparable characteristics when the active layer is dried at high temperature, while the cells prepared from DCB show a slightly higher short circuit current density (J_{SC}) than those cast from the Xy:CN mixture. We obtain maximum power conversion efficiency (PCE) of 1.3%. On the other hand, slow drying under DCB vapor results in a drastically decrease of the J_{SC} and overall performance, similar to what was observed for P3HT: P(NDI2OD-T2) blends.³⁴

For the best performing cell the external quantum efficiency (EQE) is also displayed in Figure 4. The spectra reaches a maximum of 32%, 50% higher than the best solar cells prepared from the naphthalene diimide-derivative. Also shown is the active layer absorption, which is calculated from the measured optical density of the blend. To account for the reflectance at the top electrode, we assumed that light passes the active layer two times. The good match between absorption and EQE demonstrates that both polymers contribute equally to the photocurrent.

The performance of the PPDIT2 copolymer was further tested against the PPDIT2_{control} copolymer, which was synthesized by a standard step-growth polycondensation.² The solar cell parameters are given in Table 1. Compared to the best performing device in Figure 3, the PPDIT2_{control}-based device shows a lower J_{SC} but a higher fill factor and open circuit voltage, which results in an overall similar PCE of 1.4%. We note that in contrast to the PPDIT2_{control}-prepared solar cells, PPDIT2-based devices were not fully optimized, as the subject of this paper is to provide the proof of principle rather than performing a detailed analysis and optimization of the solar cell performance. Nevertheless, we conclude that the performance of the PPDIT2 copolymer is comparable, whether it was synthesized by a step-growth or chain-growth method. This demonstrates that the newly designed method produces polymers

with high performance, which can be readily applied in functional devices.

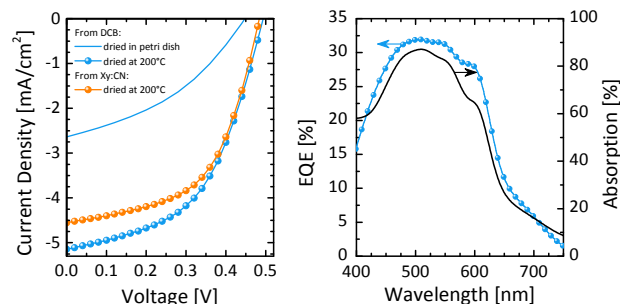


Figure 4. (left) Current density-voltage characteristics under AM 1.5G illumination at 100 mW/cm^2 of inverted solar cells prepared from a 1.5:1 mixture of P3HT and PPDIT2. Blends prepared from Xy:CN were dried at 200°C (orange spheres), while DCB-cast blends were either slowly dried in a Petri dish at room temperature (solid blue line) or fast dried at 200°C (blue spheres, right). External quantum efficiency (EQE, blue spheres) of the 200°C dried, DCB-cast solar cell. Also shown is the active layer absorption (black line).

Table 1. Solar cell parameters for the devices discussed in the text.

Blend	Solvent	Drying	J_{sc} [mA/cm^2]	FF [%]	V_{oc}	PCE [%]
P3HT:PPDIT2	DCB	25°C (Petri dish)	2.64	39	0.45	0.5
P3HT:PPDIT2	DCB	200°C	5.14	51	0.49	1.3
P3HT:PPDIT2	1:1 Xy:CN	200°C	4.55	55	0.48	1.2
P3HT:PPDIT2 _{control}	1:1 Xy:CN	200°C	4.37	61	0.53	1.4

Conclusion.

Herein, we report the chain-growth polymerization method to synthesize perylene diimide-based conjugated polymers suitable for solar cell and transistor applications. Ni-catalysts previously used for the chain-growth polymerization of the naphthalene-diimide monomer were inactive to polymerize perylene diimide-based monomers. However, palladium complex ligated by bulky electron-rich tri-tert-butylphosphine was found to be an appropriate catalyst to derive the chain-growth polymerization of Br-TPDIT-Br/Zn into PPDIT2 with moderate molecular weight and moderate polydispersity. This is the second example of the polymerization of unusual anion-radical aromatic complexes formed in a reaction of active Zn and electron-deficient diimide-based aryl halides. As such, the discovered polymerization is not a specific reactivity feature of the naphthalene-diimide derivatives²⁶ but displays a rather general polymerization tool. This is an important finding, given the significantly higher maximum external quantum efficiency that can be reached with PDI-based materials (32-45%)^{4,35} in all-polymer solar cells compared to NDI-based copolymers (15-30%).^{36,37} Our studies revealed that PPDIT2 synthesized by the new method and previously published polymer prepared by step-growth Stille polymerization show similar electron mobility and all-polymer solar cell performance. However, the polymerization reported herein has several technological advantages as it proceeds relatively fast at

room temperature and does not involve toxic tin-based compounds. Because chain-growth polymerizations are generally well-suited for preparation of well-defined multi-functional polymer architectures, the next target is to explore utility of the discovered polymerization in the synthesis of end-functionalized polymers and block copolymers. Such materials would be helpful in better controlling of nanoscale morphology of polymer blends in all-polymer solar cells.

Acknowledgements

AK gratefully acknowledges support from the German Excellence Initiative via the Cluster of Excellence EXC 1056 "Center for Advancing Electronics Dresden" (cFAED) and DFG (SPP 1355 "Elementary Processes of Organic Photovoltaics", grant KI-1094/4".

Notes and references

- ^a Leibniz-Institut für Polymerforschung Dresden e.V. Hohe Straße 6, 01069 Dresden, Germany
^b NOVALED AG, Tatzberg 49, 01307 Dresden, Germany
^c Institute of Physics and Astronomy, University of Potsdam, Karl-Liebknecht-Str. 24-25, 14476 Potsdam
^d Polyera Corporation, 8045 Lamon Avenue, Skokie, Illinois 60077, USA.
 † Electronic Supplementary Information (ESI) available: [monomer preparation procedure]. See DOI: 10.1039/b000000x/

- 1 A. Facchetti. *Chem. Mater.*, 2011, **23**, 733.
- 2 (a) X. Zhan, Z. Tan, B. An, Z. Domercq, X. Zhang, S. Barlow, Y. Li, D. Zhu, B. Kippelen and S. R. Marder, *J. Am. Chem. Soc.*, 2007, **129**, 7246. (b) Z. Chen, Y. Zheng, H. Yan and Facchetti, *A. J. Am. Chem. Soc.*, 2009, **131**, 8.
- 3 E. Kozma and M. Catellani, *Dyes and Pigments*, 2013, **98**, 160.
- 4 E. Zhou, J. Cong, Q. Wei, K. Tajima, C. Yang and K. Hashimoto, *Angew. Chem.*, 2011, **50**, 2799.
- 5 A. Facchetti, *Materials Today*, 2013, **16**, 123.
- 6 T. Earmme, Y.-J. Hwang, N. M. Murari, S. Subramaniyan and S. A. Jenekhe, *J. Am. Chem. Soc.*, 2013, doi.org/10.1021/ja4085429.
- 7 Z. He, C. Zhong, X. Huang, W.-Y. Wong, H. Wu, L. Chen, S. Su and Y. Cao, *Adv. Mater.*, 2011, **23**, 4636-4643.
- 8 Y. Yi, V. Coropceanu and J.-L. Brédas, *J. Mater. Chem.*, 2011, **21**, 1479.
- 9 C. R. McNeill, B. Watts, L. Thomsen, W. J. Belcher, N. C. Greenham and P. C. Dastoor, *Nano Lett.*, 2006, **6**, 1202.
- 10 D. Mori, H. Benten, H. Ohkita, S. Ito and K. Miyake, *ACS Appl. Mater. Interfaces*, 2012, **4**, 3325.
- 11 K. Nakabayashi and H. Mori, *Macromolecules*, 2012, **45**, 9618; K. Johnson, Y.-S. Huang, S. Huettner, M. Sommer, M. Brinkmann, R. Mulherin, D. Niedzialek, D. Beljonne, J. Clark, W. T. S. Huck and R. H. Friend, *J. Am. Chem. Soc.*, 2013, **135**, 5074.
- 12 H. Yan, Z. Chen, Y. Zheng, C. Newman, J. R. Quinn, F. Dötz, M. Kastler and A. Facchetti, *Nature*, 2009, **457**, 679. (c) Z. Chen, Y. Zheng, H. Yan and A. Facchetti, *J. Am. Chem. Soc.* 2009, **131**, 8.
- 13 M. J. Robb, D. Montarnal, N. D. Eisenmenger, S.-Y. Ku, M. L. Chabinye and C. J. Hawker, *Macromolecules*, 2013, **46**, 6431.
- 14 U. Scherf, A. Gutacker and N. Koenen, *Acc. Chem. Res.*, 2008, **41**, 1086; S.-Y. Ku, M. A. Brady, N. D. Treat, J. E. Cochran, M. J. Robb, E. J. Kramer, M. L. Chabinye and C. J. Hawker, *J. Am. Chem. Soc.*, 2012, **134**, 16040.

- 15 M. Szwarc, *Nature*, 1956, **178**, 1168.
- 16 B. Carsten, F. He, H. J. Son, T. Xu and L. Yu, *Chem. Rev.*, 2011, **111**, 1493.
- 17 I. Osaka and R. D. McCullough, *Acc. Chem. Res.*, 2008, **41**, 1202.
- 18 T. Yokozawa and A. Yokoyama, *Chem. Rev.*, 2009, **109**, 5595.
- 19 Y. H. Geng, L. Huang, S. P. Wu and F. S. Wang, *Sci. China Chem.*, 2010, **53**, 1620.
- 20 (a) A. Kiriy, V. Senkovskyy and M. Sommer, *Macromol. Rapid Commun.*, 2011, **32**, 1503. (b) R. Tkachov, V. Senkovskyy, H. Komber and A. Kiriy, *Macromolecules*, 2011, **44**, 2006.
- 21 K. Okamoto and C. K. Luscombe, *Polym. Chem.*, 2011, **2**, 2424.
- 22 N. Marshall, S. K. Sontag and J. Locklin, *Chem. Commun.*, 2011, **47**, 5681.
- 23 E. L.; Lanni and A. J. McNeil, *J. Am. Chem. Soc.*, 2009, **131**, 16573.
- 24 E. Elmalem, A. Kiriy and W. T. S. Huck, *Macromolecules*, 2011, **44**, 9057.
- 25 H. Komber, V. Senkovskyy, R. Tkachov, K. Johnson, A. Kiriy, W. T. S. Huck and M. Sommer, *Macromolecules*, 2011, **44**, 9164.
- 26 V. Senkovskyy, R. Tkachov, H. Komber, M. Sommer, M. Heuken, B. Voit, W. T. S. Huck, V. Kataev, A. Petr and A. Kiriy, *J. Am. Chem. Soc.*, 2011, **131**, 19966.
- 27 V. Senkovskyy, R. Tkachov, H. Komber, A. John, J.-U. Sommer and A. Kiriy, *Macromolecules*, 2012, **5**, 7770.
- 28 E. Wang, Z. Ma, Z. Zhang, K. Vandewal, P. Henriksson, O. Inganäs, F. Zhang and M. R. Andersson, *J. Am. Chem. Soc.*, 2011, **133**, 14244.
- 29 R. Stalder, J. Mei and J. R. Reynolds, *Macromolecules*, 2010, **43**, 8348.
- 30 J. Li, Y. Zhao, H. S. Tan, Y. Guo, C.-A. Di, G. Yu, Y. Liu, M. Lin, S. H. Lim, Y. Zhou, H. Su and B. S. Ong, *Sci. Reports* 2012, **2**, 754.
- 31 L. Shi, Y. Y. Chu, P. Knochel and H. Mayr, *Org. Lett.*, 2009, **11**, 3502
- 32 (a) C. Dai and G. C. Fu, *J. Am. Chem. Soc.*, 2001, **123**, 2719. (b) G. C. Fu, *Acc. Chem. Res.*, 2008, **41**, 1555–1564. (c) M. R. Biscoe, T. E. Barder and S. L. Buchwald, *Angew. Chem. Int. Ed.*, 2007, **46**, 7232.
- 33 A. Yokoyama, H. Suzuki, Y. Kubota, K. Ohuchi, H. Higashimura and T. Yokozawa, *J. Am. Chem. Soc.*, 2007, **129**, 7236. T. Beryozkina, K. Boyko, N. Khanduyeva, V. Senkovskyy, M. Horecha, U. Oertel, F. Simon, M. Stamm and A. Kiriy, *Angew. Chem., Int. Ed.*, 2009, **48**, 2695. S. Kang, R. J. Ono and C. W. Bielawski, *J. Am. Chem. Soc.*, 2013, **135**, 4984.
- 34 M. Schubert, D. Dolfen, J. Frisch, S. Roland, R. Steyrleuthner, B. Stiller, Z. Chen, U. Scherf, N. Koch, A. Facchetti and D. Neher, *Adv. Energy Mater.*, 2012, **2**, 369.
- 35 Y. Zhou, Q. Yan, Y.-Q. Zheng, J.-Y. Wang, D. Zhao and J. Pei, *J. Mater. Chem. A*, 2013, **1**, 6609.
- 36 E. Zhou, J. Cong, M. Zhao, L. Zhang, K. Hashimoto and K. Tajima, *Chem. Commun.*, 2012, **48**, 5283.
- 37 Y.-J. Hwang, G. Ren, N. M. Murari and S. A. Jenekhe, *Macromolecules*, 2012, **45**, 9056.
- 38 Y. Sun, J. H. Seo, C. J. Takacs, J. Seiffter and A. J. Heeger, *Adv. Mat.*, 2011, **23**, 1679.

TOC:

Chain-growth tin-free room temperature polymerization is reported which leads to perylene-3,4,9,10-tetracarboxylic diimide-based n-type polymers suitable for solar cell and transistor applications.

