

PCCP

Accepted Manuscript



This is an *Accepted Manuscript*, which has been through the Royal Society of Chemistry peer review process and has been accepted for publication.

Accepted Manuscripts are published online shortly after acceptance, before technical editing, formatting and proof reading. Using this free service, authors can make their results available to the community, in citable form, before we publish the edited article. We will replace this *Accepted Manuscript* with the edited and formatted *Advance Article* as soon as it is available.

You can find more information about *Accepted Manuscripts* in the [Information for Authors](#).

Please note that technical editing may introduce minor changes to the text and/or graphics, which may alter content. The journal's standard [Terms & Conditions](#) and the [Ethical guidelines](#) still apply. In no event shall the Royal Society of Chemistry be held responsible for any errors or omissions in this *Accepted Manuscript* or any consequences arising from the use of any information it contains.

(Revised manuscript following the reports of referees, 20.12.13)

The kinetics and product state distributions from gas-phase reactions of small atomic and molecular cations with C₂H₄, C₂H₃F, 1,1-C₂H₂F₂, C₂HF₃ and C₂F₄

Michael A Parkes,^{#,1} Matthew J Simpson,^{#,2} Victor Mikhailov^{§,3} and Richard P Tuckett^{#,*}

[#] School of Chemistry, University of Birmingham, Edgbaston, Birmingham B15 2TT, UK

[§] School of Physics and Astronomy, University of Birmingham, Edgbaston, Birmingham B15 2TT, UK

1. Current address : Department of Chemistry, University College London, 20 Gordon Street, London WC1H 0AJ
2. Current address : King Edwards High School for Girls, Edgbaston Park Road, Birmingham B15 2UB
3. Current address : Physical and Theoretical Chemical Laboratories, South Parks Road, Oxford OX1 3QZ

No. of pages : 15 (including references and figure captions)

No. of figures : 5

No. of tables : 1

Supplementary data : 1 Table

* Author for correspondence : Professor R P Tuckett, (E) r.p.tuckett@bham.ac.uk, (F) 0121 414 4403, (T) 0121 414 4425

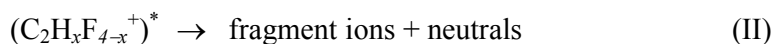
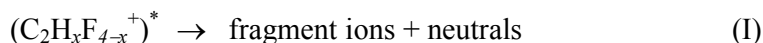
Abstract : The reactions of twenty one gas-phase cations with C₂H₃F, 1,1-C₂H₂F₂, C₂HF₃ and C₂F₄ have been studied in a selected ion flow tube at 298 K. The cations are both atomic and molecular with recombination energies in the range 6–22 eV, and the kinetics and branching ratios into product ions are revealed for all the reactions. These data, together with that from an earlier study of reactions of C_xF_y⁺ with these four fluorinated ethenes (*J. Phys. Chem. A.*, 2012, **116**, 8119), are compared with the reactions of these ions with C₂H₄, where available. Nearly all the reactions have a rate coefficient close to the collisional value calculated by either Langevin or modified average dipole orientation theories. The products of the reactions of N⁺ and N₂⁺ with C₂H₄ are found to be anomalous, compared to their reactions with the four fluorinated ethenes. The branching ratios into product cations are compared with those from a high resolution (*ca.* 0.002 eV) photoionisation (*hν* = 10–22 eV) study of C₂H₃F, 1,1-C₂H₂F₂, C₂HF₃ and C₂F₄ (*Phys. Chem. Chem. Phys.*, 2012, **14**, 3935) in order to gauge the importance of electron transfer in ion-molecule reactions. The higher the recombination energy of the cation, the better the agreement between the two sets of product branching ratios. Where there is disagreement at lower recombination energies, it appears that there is more fragmentation of the products in the photoionisation experiment compared to the ion-molecule reactions.

1. Introduction

Following the acceptance of the 1987 Montreal Protocol,^[1] hydrofluorocarbons (HFCs) have been used as substitutes for chlorofluorocarbons in applications such as refrigeration, aerosols and fire retardants. Having no chlorine atoms, HFCs are more environmentally friendly to the stratosphere where ozone depletion occurs. However, they still have the capacity to contribute significantly to global warming in the boundary region and the troposphere due to their strong IR absorption in the range 8-13 μm , relatively long lifetimes and hence high global warming potential values.^[2] HFCs are removed from the earth's atmosphere predominantly by reaction with the OH radical in the troposphere. This study investigates the reactions of a series of fluorinated ethenes, $\text{C}_2\text{H}_x\text{F}_{4-x}$ ($x = 4, 3, 2, 1, 0$), with a range of small atomic and molecular cations in the gas phase. The rate coefficients and product state distributions of product cations are measured in a selected ion flow tube (SIFT) at 298 K. Whilst not of immediate relevance to the environmental aspects of HFCs presence in the earth's atmosphere, much of the data presented for ethenes with one, two or three fluorine atoms is new. Data for reactions of C_2H_4 and C_2F_4 come from elsewhere,^[3-21] and much of it is collected in the review of Anicich.^[22] This work extends similar studies on the chloroethene series including the three isomers of dichloroethene,^[23,24] and of the reactions of the fluorinated ethenes with CF^+ , CF_2^+ , CF_3^+ and C_2F_4^+ .^[25] The reagent ions in this study range from H_3O^+ , with the lowest recombination energy (RE) of 6.27 eV, through to Ne^+ with the highest of 21.56 eV. (The RE is the energy released when a cation gains an electron to form the neutral atom or molecule, so its value is taken as the adiabatic ionisation energy (IE) of the neutral species.) The 1,2-isomers of $\text{C}_2\text{H}_2\text{F}_2$ are less stable than the 1,1-isomer by *ca.* 50 kJ mol^{-1} ,^[26] and are not readily available. Hence the reactions of these two isomers have not been studied in this work. Using ion cyclotron resonance mass spectrometry (ICRMS), Bowers *et al.* have also studied a limited number of the reactions of the fluorinated ethenes with small molecular cations.^[27-31] Where available, our results are compared with these previous studies.

This study compares a series of ion-molecule (IM) reactions from a fundamental perspective, the main aim being to see what effect the systematic replacement of hydrogen with fluorine atoms in ethene has on both the kinetics and the product branching ratios (BRs). Whilst the rate coefficients for IM reactions can be predicted theoretically (Section 3.1), the BRs are in general beyond theoretical calculation. Therefore, a comparison of BRs with another experimental method, photoionisation, is the only means currently available to learn more about the dynamics of the IM reactions. The adiabatic IE values of C_2H_4 , $\text{C}_2\text{H}_3\text{F}$, 1,1- $\text{C}_2\text{H}_2\text{F}_2$, C_2HF_3 and C_2F_4 are 10.51, 10.36, 10.30, 10.14 and 10.11 eV, respectively,^[32,33] the decrease of IE with increasing fluorination showing one aspect of the perfluoro effect.^[34] A comparison of these values with the RE of the reactant ion determines if charge transfer is energetically possible. Thus charge transfer is possible if RE (ion) exceeds *ca.* 10.5 eV, but is not possible for H_3O^+ , SF_3^+ (RE=8.32 eV), NO^+ (9.26 eV), SF_5^+ (9.78 eV), SF_2^+ (10.24 eV) and SF^+ (10.31 eV). If charge transfer is allowed and if the electron jump occurs at long distance when the intermolecular interaction between the reactant ion and the

HFC neutral molecule is small, then one might expect the HFC cation to be formed with the same amount of electronic and vibrational energy as if it was formed by photoionisation with a photon whose energy is equal to the RE (ion),



It is noted, however, that this argument makes the assumption that the neutralised molecular ion, AB, is not formed electronically, vibrationally or rotationally excited to any significant extent. In this scenario, the method of production of $(C_2H_xF_{4-x})^*$ is immaterial, and one would expect similar product state distributions of fragment cations from the IM and the photoionisation experiments.^[3] Furthermore, Franck-Condon (FC) factors for ionisation of the fluoroethene should be important, and long-range charge transfer is unlikely to be efficient if the RE of the reactant ion corresponds to a FC gap, *i.e.* where the overlap of vibrational wavefunctions is highly unfavourable and FC factors are very small. However, if the electron jump occurs at a shorter separation where there is some degree of interaction between the potential energy surfaces of reactant cation and fluoroethene, this may cause modification to the vibrational wavefunctions and associated FC factors; charge transfer can then be efficient at the energy of a FC gap, and there may be significant differences in the product state distributions from the IM and the photoionisation experiments. The former distributions are measured in the SIFT apparatus, the latter by (threshold) photoelectron photoion coincidence ((T)PEPICO) spectroscopy. We have recently made high resolution studies of such processes by TPEPICO spectroscopy for $C_2H_xF_{4-x}$ ($x = 3, 2, 1, 0$) on the vacuum-ultraviolet beamline of the third generation synchrotron at the Swiss Light Source.^[35] In this paper, we compare the product state distributions of fragment ions from the two experiments to determine the possible importance or otherwise of long-range charge transfer as the dominant mechanism of the IM reaction. Similar comparisons have been made before, including the chlorinated ethene series.^[23,24,36,37] These previous studies showed that the two sets of product state distributions were generally similar, although reactions of N^+ (RE=14.53 eV) were anomalous and always produced very different distributions.

2. Experimental

The reactions of twenty one atomic and molecular cations (in order of decreasing RE; Ne^+ , F^+ , Ar^+ , N_2^+ , N^+ , CO^+ , Kr^+ , CO_2^+ , O^+ , OH^+ , N_2O^+ , H_2O^+ , Xe^+ , O_2^+ , SF_4^+ , SF^+ , SF_2^+ , SF_5^+ , NO^+ , SF_3^+ and H_3O^+) with $C_2H_xF_{4-x}$

($x = 3, 2, 1$) have been investigated at 298 K using a SIFT to determine rate coefficients, product ions and their BRs, and whether the ion is produced by a primary or a secondary reaction. Results are shown in Table I. Results for the reactions of these fluorinated ethenes with four reactant fluorocarbon cations (CF^+ , CF_2^+ , CF_3^+ and C_2F_4^+) have been published elsewhere,^[25] but are shown in Table I for completeness. The data for the reaction of these twenty five cations with C_2H_4 and C_2F_4 have been taken from a range of papers in the literature,^[3-21] some of which describe earlier results taken with the Birmingham SIFT apparatus.

The SIFT technique has been described in detail elsewhere.^[38] The reactant cations were generated from an appropriate precursor (*e.g.* Ne, C_2F_6 , H_2O , SF_6 *etc.*) in a high pressure, *ca.* 10^{-4} mbar, electron ionisation source. A quadrupole mass filter was used to select the reagent ion before injection into a flow tube, 1 m in length and 8 cm in diameter. The carrier gas was He at a pressure of *ca.* 0.5 Torr, flowing at a velocity of *ca.* 100 m s^{-1} . Conditions inside the flow tube were thermalised at 298 K, and any excited ions produced in the source should be collisionally cooled by the buffer gas. At a known distance downstream in the flow tube the neutral reactant gas was injected. The reaction gas mixture was sampled at the end of the flow tube through a 1 mm orifice in a Faraday plate. Reactant and product ions were focused into a second quadrupole mass filter and detected by an off-axis channeltron electron multiplier.

The experimental rate coefficients, k_{exp} , were measured under pseudo-first-order conditions by recording the loss of reagent ion as a function of the concentration of neutral reagent. The measurement of the latter's *absolute* concentration, described elsewhere,^[39] is non-trivial and crucial to the accuracy of the result. The uncertainty in k_{exp} values is estimated conservatively to be $\pm 15\%$, and the apparatus is limited to measuring reactions with $k_{\text{exp}} \geq \text{ca. } 10^{-13} \text{ cm}^3 \text{ molecule}^{-1} \text{ s}^{-1}$. Product ion BRs were obtained by recording their signals as a function of concentration of the neutral reagent. The ion signals were then extrapolated to zero concentration to give the BRs, which also allows identification of any secondary ion products. The conservative errors in the BRs are considered to be $\pm 20\%$, although this value will be greater for minor products when BRs are below 10%.

Samples of $\text{C}_2\text{H}_3\text{F}$ (98%) and C_2HF_3 (97%) were purchased from Apollo Scientific, 1,1- CH_2CF_2 (99+%) from Aldrich, and C_2F_4 (99+%) from Fluorochem. All gases were used without further purification.

3. Results and Discussion

3.1 Kinetics and Product State Distributions

Our results are presented in columns 3–5 of Table I. Columns 2 and 6 of the table show data from other sources for the reactions of C_2H_4 and C_2F_4 . In addition to the experimental rate coefficient, k_{exp} , product cations and their BRs, neutral products associated with the product cations are proposed. The corresponding

reaction enthalpies, $\Delta_r H^\circ_{298}$, were calculated using enthalpies of formation for reactant and product species taken from standard sources.^[26,40] For cations at this temperature of 298 K, the stationary electron (or ion) convention is used.^[26] Updated $\Delta_f H^\circ_{298}$ values for ethene and the four neutral fluorinated ethene molecules (C_2H_4 +52.5, $\text{C}_2\text{H}_3\text{F}$ -140.1, 1,1- $\text{C}_2\text{H}_2\text{F}_2$ -350.2, C_2HF_3 -499.1, C_2F_4 -672.8 kJ mol⁻¹) were taken from the recent high resolution TPEPICO study.^[35]

Collisional rate coefficients, k_c , are also shown in Table I. The ratio of k_{exp} to k_c gives the efficiency of the reaction, with values measured in this study spanning *ca.* 0.03 to 1.00. The k_c values were calculated using Langevin capture theory for ions reacting with the non-polar molecules C_2H_4 and C_2F_4 ,^[41,42] and by the modified average dipole orientation (MADO) model for the polar molecules $\text{C}_2\text{H}_3\text{F}$, 1,1- $\text{C}_2\text{H}_2\text{F}_2$ and C_2HF_3 .^[43] The former theory calculates the rate coefficient for an R^{-4} attractive potential between a positive cation and a polarisable but non-polar neutral molecule; the rate coefficient is found to be independent of temperature. The latter theory is a modification to Langevin theory for polar neutral molecules, giving rise to both a larger rate coefficient and a small $T^{-0.5}$ negative temperature dependence of the coefficient. The parameterised form of the Langevin rate coefficient for ions reacting with non-polar molecules is given by $k_L = 2.342 \times 10^{-9} (\alpha' / \mu)^{1/2} \text{ cm}^3 \text{ molecule}^{-1} \text{ s}^{-1}$, where α' is the polarisability volume of the neutral molecule in units of \AA^3 and μ is the reduced mass of the reacting pair in u. When the neutral molecule is polar, k_L is multiplied by a dimensionless parameter, K_c , to give the MADO collisional rate coefficient. The K_c value is mildly temperature dependent, is given in the top row of Table I for the five molecules under study, and depends upon another dimensionless parameter, x , given in parameterised form at 298 K by $x = 3.487 \mu_D / (\alpha')^{1/2}$, where μ_D is the dipole moment of the polar molecule in Debye (D) and α' , as above, is its polarisability volume in \AA^3 . When x lies between 2.0 and 3.0, as here for $\text{C}_2\text{H}_3\text{F}$, 1,1- $\text{C}_2\text{H}_2\text{F}_2$ and C_2HF_3 , its value is related to K_c by $K_c = 0.477x + 0.620$;^[43] when x is zero, K_c takes the value of unity. We use α' values for C_2H_4 , $\text{C}_2\text{H}_3\text{F}$, 1,1- $\text{C}_2\text{H}_2\text{F}_2$, C_2HF_3 and C_2F_4 of 4.25, 3.99, 5.01, 4.16 and 4.35 \AA^3 , respectively.^[44,45] The dipole moments of $\text{C}_2\text{H}_3\text{F}$, 1,1- $\text{C}_2\text{H}_2\text{F}_2$ and C_2HF_3 are 1.47, 1.39 and 1.32 D, respectively.^[44]

There are huge amounts of data presented in Table I, and we present only generalised summaries. First, of the 61 studied reactions the majority are observed to occur very close to the calculated collisional rate coefficient. This suggests that on kinetic grounds the dynamics of many of these reactions, especially the ions with high RE, are dominated by long-range charge transfer. There are some exceptions to this finding. In one case, $\text{F}^+ + \text{C}_2\text{HF}_3$, the experimental rate coefficient is larger than the calculated value by 20%, but this is only just outside the estimated error in rate coefficients of $\pm 15\%$. Perhaps more informative are those reactions where the ratio of k_{exp} to k_c is much less than unity, say *ca.* < 0.5 . For these cases the reaction could be slower than expected for one of several reasons. The RE of the cation could lead to long-range charge transfer not being favoured (*e.g.* the energy of the reaction falls into a FC gap) or the reaction is not energetically possible (*e.g.* when the RE of the reagent cation is less than the IE of the neutral). When

RE > IE, in addition to long-range charge transfer, a short-range mechanism can also occur, and then the sterics of the reaction can become important. The importance of steric effects seems clear in some of the reactions of C_2F_4 , especially the reactions with CO_2^+ , N_2O^+ , $C_2F_4^+$ and CF_3^+ where a large number of heavy atoms are involved and k_{exp} is significantly less than k_c . It should also be noted that all these four reactions show a slight negative temperature dependence,^[8,9] suggesting that the Langevin model is failing on the grounds of both reaction efficiency and temperature dependency. When RE < IE, only chemical reactions involving the exchange of atoms and formation of new chemical bonds can occur. Clearly, the kinetics will then be dominated by dynamical issues (including steric effects) and energetics. Examples are the slow reactions $C_2F_4^+ + C_2F_4$ and $H_3O^+ + C_2H_4$ which are both close to thermoneutral in forming the preferred products $C_3F_5^+ + CF_3$ and $C_2H_5^+ + H_2O$, respectively.^[9,6]

Second, assuming that products can only form from an exothermic reaction and that entropic effects can be ignored, there are several examples of IM reactions where the identity of the accompanying neutral product(s) can unambiguously be deduced. Obviously, as the RE(ion) increases, more possibilities for the neutral products become available. For ions with RE values in the range *ca.* 13-16 eV, mainly because of the strength of the H-H and H-F bonds in H_2 and HF, following charge transfer it is often only possible to form an observed product ion where two atoms are lost if these atoms combine to form a bond in the exit channel. For example, $C_2H_2^+$ (12%) from $Ar^+ + C_2H_3F$ can only form with HF + Ar, and not with H + F + Ar. Likewise, $HCCF^+$ (7%) from the same reaction can only form with $H_2 + Ar$, and not with H + H + Ar. Sometimes a product ion can only form if the neutralised molecular reactant ion itself forms a new bond. For example, $CO^+ + 1,1-C_2H_2F_2$ forms $CF=CH_2^+$ (16%), but energetically this reaction is only exothermic if the FCO neutral, rather than F + CO, is formed in addition. This observation suggests that there is at least some short-range component to the reactions between CO^+ and $C_2H_2F_2$, and would explain why the branching ratio for photoionisation of $C_2H_2F_2$ at 14 eV is different.

Third, the reactions of N_2^+ and N^+ with C_2H_4 are the only two studies where completely different products are observed in the bimolecular IM study compared to the photoionisation study. Thus N_2^+ (RE=15.58 eV) + C_2H_4 produces $C_2H_3^+$ (50%) and $C_2H_2^+$ (20%) as the major products, presumably *via* dissociative charge transfer, but also HNC^+ , $HCNH^+$ and N_2H^+ are detected with BRs totalling 30%.^[4,5] These latter species can only result from a chemical reaction occurring between the reactants in which new bonds break and form. Photoionisation of C_2H_4 at 15.58 eV only produces $C_2H_3^+$ and $C_2H_2^+$.^[46] Whilst the products HNC^+ and $HCNH^+$ share the same *m/z* values as $C_2H_3^+$ and $C_2H_4^+$ and it is not clear how these products are differentiated in the SIFT study of McEwan *et al.*,^[4] N_2H^+ with *m/z* 29 has a different mass to the other products. Therefore, this apparent anomalous behaviour of N_2^+ and N^+ , that charge transfer and chemical reaction with C_2H_4 are occurring simultaneously, is confirmed. In support, a study of the reaction $N^+ + C_2H_4$ using the Birmingham SIFT apparatus also produced the anomalous ions HNC^+ , $HCNH^+$ and CH_2CN^+ totalling 35% of the products, as well as the expected ions $C_2H_4^+$, $C_2H_3^+$ and $C_2H_2^+$.^[17] In this

paper Smith and Adams note that isotopic labelling of the reactants confirmed their assignment of the product ions to be correct, and the first two ions with m/z 27 and 28 are *not* due to additional sources of $C_2H_3^+$ and $C_2H_4^+$. This study of $N^+ + C_2H_4$, independently confirmed by Rakshit,^[18] suggests strongly that the $N_2^+ + C_2H_4$ reaction does indeed produce product ions in which one or more nitrogen atoms are incorporated into the hydrocarbon *via* a chemical intermediate in which bonds form and break.

Fourth, the reactions of CO^+ (RE=14.01 eV) and Kr^+ (RE=14.00 eV) with near identical RE values are revealing. With C_2H_3F , the ion-molecule BRs are almost identical for these two ions, but they show significant differences from the photoionisation BRs (Section 3.2 and Table in Supplementary Data); for example, the parent ion is dominant (39%) in the IM reactions, but is absent in the photoionisation experiments. With C_2HF_3 , however, although both cations produce $C_2HF_3^+$ and CHF_2^+ the BRs are very different, and again they show very different BRs with photoionisation (Section 3.2). It is only for 1,1- $C_2H_2F_2$ that comparable results between the two experiments are observed. It is noticeable that the mid-point energy of 14.005 eV does not fall in a FC gap for C_2H_3F , but does for C_2HF_3 .^[35] Thus reactions of C_2H_3F with ions of RE of *ca.* 14.0 eV might appear to be more suitable for long-range charge transfer than reactions of C_2HF_3 (see Section 1). Yet, these results, despite near-identical RE values, suggest a different mechanism for the reactions of Kr^+ and CO^+ , and that long-range charge transfer does not make an important contribution. Like reactions of Xe^+ ,^[14] however, Kr^+ may also exist in the SIFT apparatus in its excited spin-orbit state at 14.67 eV. This was not apparent in the study of Giles *et al.* because the same products were observed from $Kr^+ ^2P_{3/2}$ and $(Kr^+)^* ^2P_{1/2}$ reacting with C_2H_4 .^[14] If this is so, then the comparison of the product BRs from Kr^+ from those with CO^+ reacting with all the fluorinated ethenes becomes less significant.

Fifth, for ions with an RE below the IE of the fluoroethene with which they are reacting, products can *only* form *via* a chemical reaction in which old bonds break and new bonds form in one or more of the transition states that link reactants to products. Carbon-containing cations are particularly suitable for such reactions, and the fluorocarbon cations CF^+ , CF_3^+ and $C_2F_4^+$, all with REs below 10.15 eV, fall into this category. F^- abstraction is particularly favoured for the reactions of CF^+ and CF_3^+ with C_2H_3F . This molecule has the highest dipole moment of the fluoroethenes, suggesting that these ions attack the electron-rich fluorine in C_2H_3F rather than the C=C bond. In general, however, these cations react with the fluoroethene molecules *via* an S_N2 mechanism to form a 3- or 4-carbon non-cyclic adduct that may subsequently fragment or re-arrange to form new products.^[25] CF_2^+ is an interesting reactant because, although it has an RE as high as 11.36 eV,^[47] it reacts with C_2H_4 and C_2H_3F *via* a chemical reaction and cleavage / formation of new bonds within a collision complex.^[35] The evidence for this comes from the difference in BRs from the IM and photoionisation experiments (Table in Supplementary Data). By contrast, from Table I and the Supplementary Data there is good evidence that this ion reacts with 1,1-

$C_2H_2F_2$, C_2HF_3 and C_2F_4 *via* long-range charge transfer as these three reactions produce only the parent ion $C_2H_2F_2^+$ *etc.*, exactly as formed by non-dissociative photoionisation with $h\nu = 11.36$ eV.^[35]

Some of these fluorocarbon cation reactions were also studied twenty years ago by Morris *et al.* in a SIFT apparatus,^[9] but there are anomalies in the minor products that they report for the reaction of CF_3^+ and CF^+ with C_2F_4 . The major product of the former reaction is the adduct $C_3F_7^+$ ($\geq 94\%$) which must form by an exothermic reaction. However, the minor products of $C_3F_5^+$ ($\leq 4\%$) and $C_2F_3^+$ ($\leq 2\%$) can only form with neutrals in their lowest energetic form, *i.e.* F_2 and CF_4 , *via* endothermic reactions: $+346$ and $+113$ kJ mol⁻¹, respectively. Likewise, whilst the major product from $CF^+ + C_2F_4$, CF_3^+ (65%), can only form with neutral C_2F_2 in a mildly exothermic reaction, -19 kJ mol⁻¹, and production of the $C_3F_5^+$ (32%) adduct must be exothermic, the third product ion $C_2F_4^+$ (4%) can only form with CF in a reaction which is endothermic by $+97$ kJ mol⁻¹. These highly endothermic values cannot possibly result from errors in the thermochemical data for the individual species, and we suggest that these products resulted from experimental impurities or the presence of electronically excited reactant ions in the flow tube used by Morris *et al.*

Sixth, the ion with the lowest RE studied, H_3O^+ (6.27 eV), can only react with the fluorinated ethenes *via* a chemical reaction involving H^+ transfer. Reactions with C_2H_3F and 1,1- $C_2H_2F_2$ are fast and close to the collisional rate values, and the major product is indeed dissociative proton transfer with formation of H_2O as the accompanying neutral providing a route for a mildly exothermic reaction, -34 and -25 kJ mol⁻¹ respectively. However, the reaction of H_3O^+ with C_2H_4 , measured in a SIFT apparatus by Matthews *et al.*,^[6] is much slower. Given this very low rate coefficient, it is somewhat surprising that the major products are again formed by dissociative proton transfer, $C_2H_5^+ + H_2O$ (65%), with the adduct cation $C_2H_7O^+$ being formed with a BR of 0.35. Using the recent stationary-electron value for $\Delta_f H_{298}^\circ(C_2H_5^+)$ from imaging PEPICO spectroscopy of 902.8 ± 1.3 kJ mol⁻¹,^[48] this reaction is calculated to be $+17$ kJ mol⁻¹ endothermic, and this may be sufficient reason to explain the low reaction efficiency (k_{exp} / k_c) of only 0.06 of the former reaction. Using the earlier Lias *et al.* value for $\Delta_f H_{298}^\circ(C_2H_5^+)$ of 914 ± 4 kJ mol⁻¹,^[26] the reaction would then be as much as 28 kJ mol⁻¹ endothermic, the reaction would then have a negligible rate coefficient and this is confirmation that this earlier value is too positive. So long as the reaction is exothermic and with the exception of some delocalised carbon ring molecules,^[49] the huge majority of reactions involving proton transfer proceed at or close to the collisional rate.^[50,51] This statement is not true for electron (or charge) transfer reactions.^[3] Furthermore, unlike electron transfer where the charge can transfer between the two reacting species at relatively long range, proton transfer, on account of the larger mass, involves a closer, shorter range, and more intimate interaction between the ion (H_3O^+) and the neutral molecule in which the proton moves from one to the other.^[52]

3.2 Comparison of the Product State Distributions with Photoionisation Branching Ratios

The branching ratios for production of daughter ions following photoionisation of the four fluoroethenes have been measured from threshold to *ca.* 22 eV at the Swiss Light Source using a threshold photoelectron-photoion coincidence spectrometer.^[35,53] As the electrons are imaged on to a position-sensitive detector by velocity map imaging, a resolution as high as 0.002 eV can be achieved.^[33,35] Photoionisation of C₂H₄ from threshold up to 18 eV has previously been measured at lower resolution, *ca.* 0.06 eV,^[46] and the results have been compared with the breakdown diagram predicted by quasi-equilibrium theory.^[54] The data of Stockbauer and Inghram^[46] have already been used to discuss the results of dissociative charge transfer reactions at thermal energy of Ar⁺ with C₂H₄.^[10]

A comparison of the BRs from these photoionisation experiments at photon energies corresponding to the RE of a cation (*e.g.* 21.56 and 15.58 eV, corresponding to Ne⁺ and N₂⁺, respectively) with those from the IM reactions (Section 3.1) are tabulated in the Supplementary Data. Mass discrimination effects have not been allowed for in either experiment, but they are expected to be small. The breakdown diagrams for C₂H₃F, 1,1-C₂H₂F₂, C₂HF₃ and C₂F₄ are shown in Figures 1–4 respectively, so that a comparison of the table in the Supplementary Data with these figures can aid in comparing the BRs from the two experiments. The theoretically-determined breakdown diagram of C₂H₄ between 12 and 18 eV, taken from Figure 1 of Bombach *et al.*^[54] is shown in Figure 5. Such comparisons are, of course, only relevant if the RE(ion) exceeds the IE of the fluoroethene. As explained in the Introduction, a good agreement between the two sets of BRs might indicate that the dynamics of the bimolecular IM reaction are dominated by initial long-range electron transfer from the neutral fluorinated ethene molecule to the atomic/molecular cation. However, other mechanisms can also give similar BRs, so caution needs to be exercised not to over-interpret the data. With this caveat in mind, as with the kinetics data of Section 3.1, the table of the Supplementary Data shows a huge amount of information and we make generic comments only.

First, for the rare gases Ne⁺, Ar⁺, Kr⁺ and Xe⁺, the RE of the ion exceeds the IE of the fluoroethene, so the process of charge transfer (CT) *via* an electron jump is energetically allowed. It is found that the agreement in BRs between the unimolecular photoionisation TPEPICO study and the bimolecular IM reaction tends to be good, but shows a tendency to degrade as the number of fluorine atoms in the fluoroethene increases. For the ions with the highest and lowest RE, Ne⁺ and Xe⁺, the agreement between BRs in the two experiments is the best. It is the worst for Kr⁺ with an intermediate RE of 14.00 eV.

Second, as might be expected, the ions with high RE values which easily exceed the IE of the fluoroethene tend to show the best agreement with the photoionisation BRs. There is a possible analogy with electron energy loss (e,e) dipole or ‘pseudo-photon’ spectroscopy : the higher the electron energy and hence the energy of the scattered electron, the more the technique resembles photon absorption spectroscopy, with $h\nu$ being the difference in energy of the two electrons.^[55] However, with any one particular ion, *e.g.* F⁺, there seems to be no reason why some molecules give better agreement with the BRs than others. For example, the BRs for F⁺ + C₂H₄ show reasonable agreement whilst those for F⁺ + C₂F₄

show poor agreement, yet 17.42 eV falls in a FC gap in the photoelectron spectrum of *both* C₂H₄ and C₂F₄.^[56,35,58] With Ar⁺ (RE = 15.76 eV), however, the BR agreement is better with C₂H₄ where this energy is close to the maximum of the C₂H₄⁺ \tilde{C}^2B_{3u} state^[57] than with C₂F₄ where this energy is in the low-energy wing of the C₂F₄⁺ \tilde{A}^2B_g state.^[35,58] Yet with this same ion, the BR agreement is much better with C₂H₃F than with C₂HF₃, even though 15.76 eV corresponds in both molecules to an energy between ionic electronic states. In other words, whilst the presence of a FC gap is likely to reduce the rate of the reaction, it is not possible to determine a pattern whether the RE corresponds to a FC peak or a FC gap in the fluoroethene photoionisation spectrum is a significant factor in determining the IM branching ratios. This difficulty has been observed before.^[3]

Third, when disagreements between BRs from the two experiments are not within experimental error, the parent ion (P⁺) is always more intense in the IM reaction ; for over *ca.* 20 reactions, the yield of P⁺(IM) significantly exceeds that of P⁺(hv), often by a factor as much as 5-10. The same phenomenon was observed with the related molecules C₂H₃Cl, C₂HCl₃ and C₂Cl₄,^[24] where data were recorded at the Daresbury Synchrotron Radiation Source at an inferior resolution, *ca.* 0.03 eV, compared to the Swiss Light Source. For the fluoroethene reactions there is only one exception; with CO⁺ + 1,1-C₂H₂F₂, the BR(P⁺) is 84%, compared with 100% in the photon-induced reaction. Likewise, the larger fragment ions tend to have a higher BR from the IM reaction, whereas the photoionisation experiment tends to produce the smaller fragment ions with a higher BR. This suggests that for the IM reactions less energy is available to transfer to the fluoroethene than the absolute value of the RE(ion) would suggest. To some extent, this is not a surprising result as the neutralised molecular ion will almost certainly form over a range of vibrationally and rotationally excited states, and may even form in low-lying excited electronic states. If this occurs to a significant extent, then the BRs from the IM reactions and from photoionisation will appear to be shifted with respect to each other. Therefore, we conclude that taking the RE(ion) value as necessarily meaning the formation of ground state products may not be the most appropriate measure of the energy that is available for the reaction.

Fourth, as has been noted before in such comparisons of BRs from unimolecular photoionisation and bimolecular IM reactions, the reactions of N⁺ (RE = 14.53 eV) with these five ethene-like molecules produces very poor agreement. This fact has also been noted for molecules where the agreement with ions of RE < 14.5 eV and RE > 14.5 eV is generally good, but poor for N⁺,^[23,24,36,37] and it appears that N⁺ acts as a softly ionising species compared to photons of this energy. The argument above about vibrational and rotational excitation of the neutralised ion clearly cannot apply to an atomic ion. If, however, the product N atom is formed in an excited electronic state (*e.g.* ²D lying 2.4 eV above the ⁴S ground state),^[59] then with this new lower and effective RE value, the agreement between the two experiments is much better. The reaction of N⁺ with C₂H₄ is clearly anomalous, as a chemical reaction occurs within a collision complex (see Section 3.1).

4. Conclusions

The kinetics and product state distributions of the reactions of fluorinated ethene molecules, ranging from zero to four fluorine atoms, with cations of RE in the range 6.27–21.56 eV have been studied. The branching ratios at twenty five specific values of the RE have been compared with those from photoionisation as measured by electron-ion coincidence spectroscopy. Difluoroethene can exist as three isomers; 1,1, *cis*-1,2 and *trans*-1,2. Unlike our earlier study of dichloroethene,^[23] however, it has not been possible to study if isotopic effects exist in the reactions of difluoroethene. Most of the results for reactions of mono-, di- and tri-fluoroethene with atomic and molecular cations are reported for the first time. The data for reactions of ethene and tetra-fluoroethene are collected together from other sources for comparison. Whilst some trends are apparent as the number of fluorine atoms in the substituted ethene molecule increases, especially for the reactions of $C_xF_y^+$ where nucleophilic attack on the C=C bond of the substituted ethene is the first step in the mechanism,^[25] it has proved difficult to formulate an overarching prescription for the dynamics / mechanism of these reactions. However, some general conclusions can be drawn.

The majority of the reactions occur at or close to the collisional value predicted by Langevin (for non-polar molecules) or MADO (for polar molecules) theories,^[41–43] exceptions are reactions which are close to thermoneutral and those of bulky cations with C_2F_4 . In many reactions of ions with intermediate RE values (*ca.* 12–16 eV), thermochemistry can indicate which neutral product(s) form with the product cation. Many of the reactions of ions with high RE (*i.e.* greater than *ca.* 14 eV) probably proceed *via* electron transfer. However, the reactions of both N^+ and N_2^+ with C_2H_4 give very different products from their reactions with the four fluorinated ethenes; these reactions can only form some of the observed products if a chemical intermediate forms between N_x^+ and C_2H_4 . Energetics cannot be the only factor in determining the outcome of these IM reactions, because one might then expect the reactions of CO^+ and Kr^+ , with near identical RE values, to produce similar products with a common fluoroethene; that is not observed. Finally, it is difficult to determine whether the presence or absence of a FC gap of the fluorinated ethene at the RE of the reactant ion is a significant factor in determining whether electron transfer is the dominant mechanism. It was noted earlier that electron transfer can either take place at ‘*long range*’ where one might expect FC vibrational overlap factors to be a significant factor in determining the efficiency of the reaction, or at ‘*short range*’ where FC factors may be perturbed by changes to the potential energy surfaces of the reacting species as they interact with each other.^[3] Thus, reactions do occur by electron transfer in which the FC factor of the neutral reactant with a vibronic state of its parent ion can be both significant and not significant.

When comparing the product state distributions from the chemical IM and photoionisation reactions, again and disappointingly no clear pattern emerges. There are many reactions where good agreement is observed between the two sets of branching ratios, suggesting that either long- or short-range electron

transfer is the dominant mechanism for the chemical reaction. There is some evidence that the agreement deteriorates as the number of fluorine atoms in $C_2H_xF_{4-x}$ increases. So long as the RE of the cation exceeds the IE of the fluoroethene, there is no clear evidence whether energetics is a major factor in determining agreement or otherwise between branching ratios; for example, for atomic rare gas ions, Ne^+ (RE = 21.56 eV) and Xe^+ (12.13 eV) give reasonable agreement, but Kr^+ with an intermediate RE of 14.00 eV gives poor agreement. There is some suggestion, however, that the greater the excess energy between the RE(ion) and the IE(fluoroethene) the better the agreement, so it may be that the reactions of Kr^+ are anomalous. Finally, one point keeps occurring in such comparisons,^[23,24,36,37] observed most clearly in the reactions of the chlorinated ethenes;^[24] that when disagreements are significant between the two sets of BRs, then the parent ion and larger daughter ions are more prevalent in the chemical IM reactions, whereas the smaller daughter ions are more prevalent in the photoionisation reaction. One partial explanation may be that the full recombination energy is not available in the IM reaction of a *molecular* ion because the neutralised ion may form internally excited. However, there are significant discrepancies with *atomic* ions which cannot be explained by this factor.

It is only with the advent of vacuum-UV beamlines located on 3rd generation very stable synchrotron sources operating in ‘top-up’ mode that one is able to collect ion breakdown diagrams of polyatomic molecules *via* coincidence spectroscopy with signal-to-noise ratios so good that it is possible to make these kinds of comparison; individual photoionisation BRs are accurate to *ca.* $\pm 1\%$ in this work at the Swiss Light Source,^[35,60] to be compared with *ca.* 10% in our earlier studies at the 2nd generation Daresbury synchrotron source.^[23,24,36,37] From a fundamental perspective, the challenge now is to improve the accuracy of IM reactions that their product BRs can be determined with a much improved accuracy than the $\pm 20\%$ that is normal for such current studies.

Acknowledgements We thank Mr Ben Hopkins for help in collecting some of the data. Thermochemical calculations were performed using recent data on the four fluorinated ethene molecules obtained by Drs Jonelle Harvey and Andras Bodi at the Swiss Light Source.^[33,35] This paper presents results from experiments taken in the Molecular Physics Group Laboratory of the School of Physics and Astronomy, University of Birmingham proposed by and under the supervision of Dr Christopher A. Mayhew. We are particularly grateful to him for pointing out to us the significance of references 49-51. The work was funded by EPSRC (EP/E027571/1 and EP/E00914X/1).

References

- [1] United Nations Environment Protocol, Montreal Protocol (1987), http://ozone.unep.org/Ratification_status/montreal_protocol.shtml
- [2] UN Inter-Governmental Panel on Climate Change, Working Group I, 4th Assessment Report (2007), ch. 1 and 2.
- [3] G. K. Jarvis, C. A. Mayhew, R. A. Kennedy and R. P. Tuckett, *Int. J. Mass Spectrom.*, 2000, **202**, 323.
- [4] M. J. McEwan, G. B. I. Scott and V. G. Anicich, *Int. J. Mass Spectrom. Ion Proc.*, 1998, **172**, 209.
- [5] V. G. Anicich and M. J. McEwan, *Planet. Space Sci.*, 1997, **45**, 897.
- [6] K. K. Matthews, N. G. Adams and N. D. Fisher, *J. Phys. Chem. A.*, 1997, **101**, 2841.
- [7] D. A. Fairley, G. B. I. Scott, C. G. Freeman, G. A. R. MacLagan and M. J. McEwan, *J. Phys. Chem. A.*, 1997, **101**, 2848.
- [8] G. K. Jarvis, C. A. Mayhew and R. P. Tuckett, *J. Phys. Chem.*, 1996, **100**, 17166.
- [9] R. A. Morris, A. A. Viggiano and J. F. Paulson, *J. Phys. Chem.*, 1993, **97**, 6208.
- [10] M. Tsuji, H. Kouno, K. Matsumura, T. Funatsu, Y. Nishimura, H. Obase, H. Kugishima and K. Yoshida, *J. Chem. Phys.*, 1993, **98**, 2011.
- [11] D. Smith, P. Spanel and C. A. Mayhew, *Int. J. Mass Spectrom. Ion Proc.*, 1992, **117**, 457.
- [12] C. A. Mayhew and D. Smith, *J. Phys. B : At. Mol. Opt. Phys.*, 1990, **23**, 3139.
- [13] C. A. Mayhew and D. Smith, *Int. J. Mass Spectrom. Ion Proc.*, 1990, **100**, 737.
- [14] K. Giles, N. G. Adams and D. Smith, *J. Phys. B : At. Mol. Opt. Phys.*, 1989, **22**, 873.
- [15] A. B. Rakshit, *Int. J. Mass Spectrom. Ion Proc.*, 1986, **69**, 45.
- [16] D. K. Bohme and G. I. Mackay, *J. Amer. Chem. Soc.*, 1981, **103**, 2173.
- [17] D. Smith and N. G. Adams, *Chem. Phys. Letts.*, 1980, **76**, 418.
- [18] A. B. Rakshit, *Z. Naturforsch. A.*, 1980, **35**, 1218.
- [19] A. B. Rakshit and P. Warneck, *J. Chem. Soc. Farad. II*, 1980, **76**, 1084.
- [20] A. B. Rakshit and N. D. Twiddy, *Chem. Phys. Letts.*, 1979, **60**, 400.
- [21] G. A. W. Derwish, A. Galli, A. Giardini-Guidoni, G. G. Volpi, *J. Amer. Chem. Soc.*, 1964, **86**, 4563.
- [22] V. G. Anicich, *NASA JPL Report 03-19*, 2003.
- [23] V. Mikhailov, M. A. Parkes, R. P. Tuckett and C. A. Mayhew, *J. Phys. Chem. A.*, 2006, **110**, 5760.
- [24] V. Mikhailov, M. A. Parkes, M. J. Simpson, R. P. Tuckett and C. A. Mayhew, *J. Phys. Chem. A.*, 2008, **112**, 9012.
- [25] M. J. Simpson and R. P. Tuckett, *J. Phys. Chem. A.*, 2012, **116**, 8119.
- [26] S. G. Lias, J. E. Bartmess, J. F. Liebman, J. L. Holmes, R. D. Levin and W. G. Mallard, *J. Phys. Chem. Ref. Data*, 1988, **17**, Supplement 1.
- [27] R. M. O'Malley, K. R. Jennings, M. T. Bowers and V. G. Anicich, *Int. J. Mass Spectrom. Ion Phys.*, 1973, **11**, 89.
- [28] A. J. Ferrer-Correia, and K. R. Jennings, *Int. J. Mass Spectrom. Ion Phys.*, 1973, **11**, 111.
- [29] V. G. Anicich, M. T. Bowers, R. M. O'Malley and K. R. Jennings, *Int. J. Mass Spectrom. Ion Phys.*, 1973, **11**, 99.
- [30] V. G. Anicich and M. T. Bowers, *Int. J. Mass Spectrom. Ion Phys.*, 1974, **13**, 351.

- [31] V. G. Anicich and M. T. Bowers, *Int. J. Mass Spectrom. Ion Phys.*, 1974, **13**, 359.
- [32] B. A. Williams and T. A. Cool, *J. Chem. Phys.*, 1991, **94**, 6358.
- [33] J. Harvey, P. Hemberger, A. Bodi and R. P. Tuckett, *J. Chem. Phys.*, 2013, **138**, 124301.
- [34] C. R. Brundle, M. B. Robin, N. A. Kuebler and B. Harold, *J. Amer. Chem. Soc.*, 1972, **94**, 1451.
- [35] J. Harvey, A. Bodi, R. P. Tuckett and B. Sztaray, *Phys. Chem. Chem. Phys.*, 2012, **14**, 3935.
- [36] M. A. Parkes, R. Y. L. Chim, C. A. Mayhew, V. Mikhailov and R. P. Tuckett, *Mol. Phys.*, 2006, **104**, 263.
- [37] C. R. Howle, D. J. Collins, R. P. Tuckett and A. E. R. Malins, *Phys. Chem. Chem. Phys.*, 2005, **7**, 2287.
- [38] D. Smith and N. G. Adams, *Adv. Atomic Molec. Phys.*, 1988, **24**, 1.
- [39] M. J. Simpson, *PhD Thesis, University of Birmingham*, Appendix II, 2010 ; <http://etheses.bham.ac.uk/1056/>.
- [40] M. W. Chase, *J. Phys. Chem. Ref. Data Monograph No. 9*, 1998.
- [41] P. M. Langevin, *Ann. de Chimie et de Physique*, 1905, **5**, 245.
- [42] G. Gioumousis and D. P. Stevenson, *J. Chem. Phys.*, 1958, **29**, 294.
- [43] T. Su and W. J. Chesnavich, *J. Chem. Phys.*, 1982, **76**, 5183.
- [44] D. R. Lide, *Handbook of Chemistry and Physics*, 2008, 89th ed., Taylor and Francis, London UK.
- [45] K. J. Miller, *J. Amer. Chem. Soc.*, 1990, **112**, 8533.
- [46] R. Stockbauer and M. G. Inghram, *J. Chem. Phys.*, 1975, **62**, 4862.
- [47] F. Innocenti, M. Eypper, E. P. F. Lee, D. K. Stranges, D. K. W. Mok, F. Chau, G. C. King and J. M. Dyke, *Chem. Europ. J.*, 2008, **14**, 11452.
- [48] S. Borkar and B. Sztaray, *J. Phys. Chem. A.*, 2010, **114**, 6117.
- [49] G. Nicol, J. Sunner and P. Kebarle, *Int. J. Mass Spectrom. Ion Proc.*, 1988, **84**, 135.
- [50] D. K. Bohme, G. I. Mackay and H. I. Schiff, *J. Chem. Phys.*, 1980, **73**, 4976.
- [51] G. Bouchoux, J. Y. Salpin and D. Leblanc, *Int. J. Mass Spectrom. Ion Proc.*, 1996, **153**, 37.
- [52] W. Lindinger, A. Hansel and A. Jordan, *Int. J. Mass Spectrom.*, 1998, **173**, 191.
- [53] A. Bodi, M. Johnson, T. Gerber, Z. Gengeliczki, B. Sztaray and T. Baer, *Rev. Sci. Instr.*, 2009, **80**, 034101.
- [54] R. Bombach, J. Dannacher and J. P. Stadelmann, *Int. J. Mass Spectrom. Ion Proc.*, 1984, **58**, 217.
- [55] J. W. Gallagher, C. E. Brion, J. A. R. Samson and P. W. Langhoff, *J. Phys. Chem. Ref. Data*, 1988, **17**, 9.
- [56] J. Harvey, *private communication of unpublished data*, 2013.
- [57] J. E. Pollard, D. J. Trevor, R. E. Reutt, Y. T. Lee and D. A. Shirley, *J. Chem. Phys.*, 1984, **81**, 5302.
- [58] S. Eden, P. Limao-Vieira, P. A. Kendall, N. J. Mason, J. Delwiche, M. J. Hubin-Franskin, T. Tanaka, M. Kitajima, H. Tanaka, H. Cho and S. V. Hoffmann, *Chem. Phys.*, 2004, **297**, 257.
- [59] C. E. Moore, *Atomic Energy Levels, National Bureau of Standards, NSRDS-NBS 35, re-issued 1971*, volume I.
- [60] J. Harvey, R. P. Tuckett and A. Bodi, *J. Phys. Chem. A.*, 2012, **116**, 9696.

Table I : Kinetics of ion-molecule reactions involving the fluorinated ethenes, including ethene. C₂H₃F, 1,1-CH₂CF₂ and C₂HF₃ data from this work. C₂F₄ data from Jarvis *et al.*^[3,8] and Morris *et al.*,^[9] C₂H₄ data from multiple sources.^[4-7,10-21] Where there is no ambiguity on thermochemical grounds, the neutral products of the reactions are shown ; values in square brackets give $\Delta_r H^\circ_{298}$ for the appropriate reaction in kJ mol⁻¹. If no product is shown, there are several possible exothermic pathways involving different neutral products. α' is the polarisability volume (in units of Å³), μ_D the dipole moment (in Debye), k_{exp} the experimental rate coefficient (in cm³ molecule⁻¹ s⁻¹), and k_c (with the same units) the MADO calculated collisional rate coefficient. K_c is the dimensionless ratio at 298 K of k_c to the Langevin rate coefficient (see text). RE is the recombination energy of the cation, IE the adiabatic ionisation energy of the fluorinated ethene.

Cation	C ₂ H ₄ (<i>IE</i> = 10.51 eV) α' =4.26, μ_D =0, K_c =1	C ₂ H ₃ F (10.36) α' =3.99, μ_D =1.47, K_c =1.84	1,1-CH ₂ CF ₂ (10.30) α' =5.01, μ_D =1.39, K_c =1.65	C ₂ HF ₃ (10.14) α' =4.16, μ_D =1.32, K_c =1.70	C ₂ F ₄ (10.11) α' =4.35, μ_D =0, K_c =1
Ne ⁺ (<i>RE</i> = 21.56 eV)	$k_{exp} = 1.2 \times 10^{-9}$ $k_c = 1.4 \times 10^{-9}$	$k_{exp} = 2.2 \times 10^{-9}$ $k_c = 2.3 \times 10^{-9}$	$k_{exp} = 2.0 \times 10^{-9}$ $k_c = 2.2 \times 10^{-9}$	$k_{exp} = 2.0 \times 10^{-9}$ $k_c = 2.0 \times 10^{-9}$	$k_{exp} = 1.2 \times 10^{-9}$ $k_c = 1.2 \times 10^{-9}$
	C ₂ H ₃ ⁺ (82%) + H + Ne [-799] C ₂ H ₄ ⁺ (18%) + Ne [-1066] Reference [20]	C ₂ H ₂ ⁺ (60%) C ₂ HF ⁺ (13%) C ₂ H ₃ ⁺ (11%) + F + Ne [-745] CF ⁺ (4%) CHF ⁺ (4%) + CH ₂ + Ne [-449] C ₂ H ₂ F ⁺ (3%) + H + Ne [-749] C ₂ H ₃ F ⁺ (2%) + Ne [-1080] C ₂ H ⁺ (2%) CH ₂ F ⁺ (1%)	CF ⁺ (34%) C ₂ HF ⁺ (25%) C ₂ H ₂ ⁺ (18%) CH ₂ ⁺ (13%) C ₂ H ₂ F ⁺ (8%) + F + Ne [-677] CF ₂ ⁺ (2%) + CH ₂ + Ne [-446]	CF ⁺ (60%) C ₂ HF ₂ ⁺ (13%) + F + Ne [-657] CF ₂ ⁺ (11%) + CHF + Ne [-541] C ₂ HF ⁺ (7%) CHF ⁺ (7%) CHF ₂ ⁺ (1%) C ₂ F ⁺ (1%)	CF ⁺ (80%) CF ₂ ⁺ (15%) C ₂ F ₄ ⁺ (4%) + Ne [-1105] CF ₃ ⁺ (1%) Reference [3]

Cation	C_2H_4 ($IE = 10.51$ eV) $\alpha'=4.26$, $\mu_D=0$, $K_c=1$	C_2H_3F (10.36) $\alpha'=3.99$, $\mu_D=1.47$, $K_c=1.84$	1,1- CH_2CF_2 (10.30) $\alpha'=5.01$, $\mu_D=1.39$, $K_c=1.65$	C_2HF_3 (10.14) $\alpha'=4.16$, $\mu_D=1.32$, $K_c=1.70$	C_2F_4 (10.11) $\alpha'=4.35$, $\mu_D=0$, $K_c=1$
F⁺ (17.42)	$k_{exp} = 1.4 \times 10^{-9}$ $k_c = 1.4 \times 10^{-9}$ $C_2H_3^+$ (66%) + H + F [-400] $C_2H_2^+$ (28%) + H ₂ + F [-406] $C_2H_4^+$ (6%) + F [-667] References [12,13]	Reaction not studied	$k_{exp} = 2.4 \times 10^{-9}$ $k_c = 2.3 \times 10^{-9}$ $C_2H_2F^+$ (45%) + F + F [-278] CH_2F^+ (28%) + CF + F [-246] CF^+ (18%) + CH_2F + F [-239] $C_2HF_2^+$ (5%) + H + F [-267] $C_2H_2F_2^+$ (4%) + F [-687]	Products not identified	$k_{exp} = 1.1 \times 10^{-9}$ $k_c = 1.2 \times 10^{-9}$ CF_3^+ (40%) + CF + F [-354] CF_2^+ (38%) + CF ₂ + F [-310] $C_2F_4^+$ (22%) + F [-705] Reference [3]
Ar⁺ (15.76)	$k_{exp} = 1.1 \times 10^{-9}$ $k_c = 1.2 \times 10^{-9}$ $C_2H_3^+$ (76%) + H + Ar [-240] $C_2H_2^+$ (20%) + H ₂ + Ar [-247] $C_2H_4^+$ (4%) + Ar [-507] Reference [10]	$k_{exp} = 1.8 \times 10^{-9}$ $k_c = 1.9 \times 10^{-9}$ $C_2H_3^+$ (57%) + F + Ar [-186] $C_2H_2F^+$ (18%) + H + Ar [-190] $C_2H_2^+$ (12%) + HF + Ar [-326] C_2HF^+ (7%) + H ₂ + Ar [-188] CF^+ (5%) + CH ₃ + Ar [-113] $C_2H_3F^+$ (1%) + Ar [-521]	$k_{exp} = 1.8 \times 10^{-9}$ $k_c = 1.8 \times 10^{-9}$ $C_2H_2F^+$ (44%) + F + Ar [-118] CH_2F^+ (22%) + CF + Ar [-87] C_2HF^+ (19%) + HF + Ar [-250] CF^+ (12%) + CH_2F + Ar [-80] $C_2H_2F_2^+$ (3%) + Ar [-527]	$k_{exp} = 1.6 \times 10^{-9}$ $k_c = 1.6 \times 10^{-9}$ CHF_2^+ (51%) + CF + Ar [-180] CHF^+ (20%) + CF ₂ + Ar [-117] $C_2HF_2^+$ (13%) + F + Ar [-98] CF^+ (8%) + CHF_2 + Ar [-149] $C_2HF_3^+$ (4%) + Ar [-543] $C_2F_2^+$ (4%) + HF + Ar [-194]	$k_{exp} = 0.88 \times 10^{-9}$ $k_c = 0.91 \times 10^{-9}$ CF_2^+ (28%) + CF ₂ + Ar [-150] CF_3^+ (27%) + CF + Ar [-194] $C_2F_3^+$ (24%) + F + Ar [+15] CF^+ (17%) + CF ₃ + Ar [-192] $C_2F_4^+$ (4%) + Ar [-546] Reference [3]

Cation	C ₂ H ₄ (<i>IE</i> = 10.51 eV) α' =4.26, μ_D =0, K_c =1	C ₂ H ₃ F (10.36) α' =3.99, μ_D =1.47, K_c =1.84	1,1-CH ₂ CF ₂ (10.30) α' =5.01, μ_D =1.39, K_c =1.65	C ₂ HF ₃ (10.14) α' =4.16, μ_D =1.32, K_c =1.70	C ₂ F ₄ (10.11) α' =4.35, μ_D =0, K_c =1
N ₂ ⁺ (15.58)	$k_{exp} = 1.3 \times 10^{-9}$ $k_c = 1.3 \times 10^{-9}$	$k_{exp} = 1.7 \times 10^{-9}$ $k_c = 2.1 \times 10^{-9}$	$k_{exp} = 2.0 \times 10^{-9}$ $k_c = 2.0 \times 10^{-9}$	$k_{exp} = 1.8 \times 10^{-9}$ $k_c = 1.8 \times 10^{-9}$	$k_{exp} = 1.1 \times 10^{-9}$ $k_c = 1.0 \times 10^{-9}$
	C ₂ H ₃ ⁺ (50%) + H + N ₂ [-222]	C ₂ H ₃ ⁺ (40%) + F + N ₂ [-168]	C ₂ H ₂ F ⁺ (33%) + F + N ₂ [-100]	CHF ₂ ⁺ (66%) + CF + N ₂ [-162]	C ₂ F ₄ ⁺ (46%) + N ₂ [-528]
	C ₂ H ₂ ⁺ (20%) + H ₂ + N ₂ [-229]	C ₂ H ₂ F ⁺ (29%) + H + N ₂ [-172]	CH ₂ F ⁺ (28%) + CF + N ₂ [-69]	CF ⁺ (16%) + CHF ₂ + N ₂ [-131]	CF ⁺ (25%) + CF ₃ + N ₂ [-174]
	HNC ⁺ (10%) + HCN + H	C ₂ H ₂ ⁺ (15%) + HF + N ₂ [-308]	C ₂ HF ⁺ (20%) + HF + N ₂ [-232]	CHF ⁺ (12%) + CF ₂ + N ₂ [-99]	CF ₃ ⁺ (13%) + CF + N ₂ [-176]
	HCNH ⁺ (10%) + HCN + H	C ₂ HF ⁺ (12%) + H ₂ + N ₂ [-170]	CF ⁺ (11%) + CH ₂ F + N ₂ [-62]	C ₂ HF ₃ ⁺ (6%) + N ₂ [-525]	CF ₂ ⁺ (11%) + CF ₂ + N ₂ [-132]
	N ₂ H ⁺ (10%) + C ₂ H ₃	C ₂ H ₃ F ⁺ (4%) + N ₂ [-503]	C ₂ H ₂ F ₂ ⁺ (8%) + N ₂ [-509]		C ₂ F ₃ ⁺ (5%) + F + N ₂ [+33]
	References [4,5]				Reference [8]

Cation	C_2H_4 ($IE = 10.51$ eV) $\alpha'=4.26$, $\mu_D=0$, $K_c=1$	$\text{C}_2\text{H}_3\text{F}$ (10.36) $\alpha'=3.99$, $\mu_D=1.47$, $K_c=1.84$	1,1- CH_2CF_2 (10.30) $\alpha'=5.01$, $\mu_D=1.39$, $K_c=1.65$	C_2HF_3 (10.14) $\alpha'=4.16$, $\mu_D=1.32$, $K_c=1.70$	C_2F_4 (10.11) $\alpha'=4.35$, $\mu_D=0$, $K_c=1$
N^+ (14.53)	$k_{\text{exp}} = 1.3 \times 10^{-9}$ $k_c = 1.6 \times 10^{-9}$	$k_{\text{exp}} = 1.8 \times 10^{-9}$ $k_c = 2.6 \times 10^{-9}$	$k_{\text{exp}} = 2.4 \times 10^{-9}$ $k_c = 2.6 \times 10^{-9}$	$k_{\text{exp}} = 2.3 \times 10^{-9}$ $k_c = 2.3 \times 10^{-9}$	$k_{\text{exp}} = 1.6 \times 10^{-9}$ $k_c = 1.4 \times 10^{-9}$
	C_2H_3^+ (30%) + H + N [-121]	$\text{C}_2\text{H}_3\text{F}^+$ (52%) + N [-402]	$\text{C}_2\text{H}_2\text{F}_2^+$ (82%) + N [-409]	C_2HF_3^+ (100%) + N [-424]	C_2F_4^+ (85%) + N [-427]
	C_2H_4^+ (25%) + N [-388]	$\text{C}_2\text{H}_2\text{F}^+$ (21%) + H + N [-71]	$\text{C}_2\text{H}_2\text{F}^+$ (16%) + F + N [-1]		CF^+ (9%) + CF_3 + N [-73]
	C_2H_2^+ (10%) + H_2 + N [-128]	C_2H_3^+ (20%) + F + N [-67]	C_2HF^+ (2%) + HF + N [-132]		C_2F_3^+ (4%) + FN [-169]
	HCN^+ + CH_3 (15%)	C_2HF^+ (6%) + H_2 + N [-69]			(F + N endothermic by 134 kJ mol^{-1})
	HCNH^+ + CH_2 (10%)	C_2H_2^+ (1%) + HF + N [-208]			CF_2^+ (1%) + CF_2 + N [-32]
	CH_2CN^+ + H_2 (10%)				CF_3^+ (1%) + CF + N [-240]
	Reference [17,18]				Reference [8]
CO^+ (14.01)	No data in Anicich, [22]	$k_{\text{exp}} = 2.2 \times 10^{-9}$ $k_c = 2.1 \times 10^{-9}$	$k_{\text{exp}} = 2.2 \times 10^{-9}$ $k_c = 2.0 \times 10^{-9}$	$k_{\text{exp}} = 1.8 \times 10^{-9}$ $k_c = 1.8 \times 10^{-9}$	$k_{\text{exp}} = 1.1 \times 10^{-9}$ $k_c = 1.0 \times 10^{-9}$
		$\text{C}_2\text{H}_3\text{F}^+$ (39%) + CO [-351]	$\text{C}_2\text{H}_2\text{F}_2^+$ (84%) + CO [-358]	CHF_2^+ (50%) + CF + CO [-10]	C_2F_4^+ (100%) + CO [-376]
		C_2H_2^+ (27%) + HF + CO [-46]	$\text{C}_2\text{H}_2\text{F}^+$ (16%) + FCO [-89]	C_2HF_3^+ (41%) + CO [-373]	
		$\text{C}_2\text{H}_2\text{F}^+$ (16%) + H + CO [-20]	(F + CO endothermic by 51 kJ mol^{-1})	CF^+ (9%) + CHF_2 + CO [+20]	Reference [8]
		C_2H_3^+ (16%) + F + CO [-16]			
		C_2HF^+ (2%) + H_2 + CO [-18]			

Cation	C ₂ H ₄ (<i>IE</i> = 10.51 eV) α' =4.26, μ_D =0, K_c =1	C ₂ H ₃ F (10.36) α' =3.99, μ_D =1.47, K_c =1.84	1,1-CH ₂ CF ₂ (10.30) α' =5.01, μ_D =1.39, K_c =1.65	C ₂ HF ₃ (10.14) α' =4.16, μ_D =1.32, K_c =1.70	C ₂ F ₄ (10.11) α' =4.35, μ_D =0, K_c =1
Kr ⁺ (14.00) [and (Kr ⁺)* (14.67)?]	$k_{exp} = 0.74 \times 10^{-9}$ $k_c = 1.1 \times 10^{-9}$ C ₂ H ₃ ⁺ (45%) + H + Kr [-70] C ₂ H ₂ ⁺ (45%) + H ₂ + Kr [-76] C ₂ H ₄ ⁺ (10%) + Kr [-337] Reference [14]	$k_{exp} = 1.6 \times 10^{-9}$ $k_c = 1.6 \times 10^{-9}$ C ₂ H ₃ F ⁺ (39%) + Kr [-350] C ₂ H ₂ ⁺ (25%) + HF + Kr [-156] C ₂ H ₂ F ⁺ (23%) + H + Kr [-20] C ₂ HF ⁺ (7%) + H ₂ + Kr [-18] C ₂ H ₃ ⁺ (6%) + F + Kr [-16]	$k_{exp} = 1.2 \times 10^{-9}$ $k_c = 1.4 \times 10^{-9}$ Products not identified	$k_{exp} = 1.2 \times 10^{-9}$ $k_c = 1.3 \times 10^{-9}$ C ₂ HF ₃ ⁺ (86%) + Kr [-372] CHF ₂ ⁺ (14%) + CF + Kr [-9]	Reaction not studied
CO ₂ ⁺ (13.76)	No data in Anicich [22]	$k_{exp} = 1.9 \times 10^{-9}$ $k_c = 1.8 \times 10^{-9}$ C ₂ H ₃ F ⁺ (90%) + CO ₂ [-328] C ₂ H ₂ ⁺ (9%) + HF + CO ₂ [-134] C ₂ H ₃ ⁺ (1%) + F + CO ₂ [+7]	$k_{exp} = 1.4 \times 10^{-9}$ $k_c = 1.7 \times 10^{-9}$ C ₂ H ₂ F ₂ ⁺ (100%) + CO ₂ [-335]	$k_{exp} = 1.2 \times 10^{-9}$ $k_c = 1.5 \times 10^{-9}$ C ₂ HF ₃ ⁺ (100%) + CO ₂ [-350]	$k_{exp} = 0.21 \times 10^{-9}$ (0.14 × 10 ⁻⁹ at 390 K) $k_c = 0.88 \times 10^{-9}$ C ₂ F ₄ ⁺ (100%) + CO ₂ [-353] Reference [8]

Cation	C_2H_4 ($IE = 10.51$ eV) $\alpha'=4.26$, $\mu_D=0$, $K_c=1$	$\text{C}_2\text{H}_3\text{F}$ (10.36) $\alpha'=3.99$, $\mu_D=1.47$, $K_c=1.84$	1,1- CH_2CF_2 (10.30) $\alpha'=5.01$, $\mu_D=1.39$, $K_c=1.65$	C_2HF_3 (10.14) $\alpha'=4.16$, $\mu_D=1.32$, $K_c=1.70$	C_2F_4 (10.11) $\alpha'=4.35$, $\mu_D=0$, $K_c=1$
O^+ (13.62)	$k_{\text{exp}} = 1.4 \times 10^{-9}$ $k_c = 1.5 \times 10^{-9}$ $\text{C}_2\text{H}_2^+ (80\%) + \text{H}_2 + \text{O}$ [-39] $\text{C}_2\text{H}_3^+ (15\%) + \text{H} + \text{O}$ [-33] $\text{C}_2\text{H}_4^+ (5\%) + \text{O}$ [-300] Reference [11]	$k_{\text{exp}} = 2.5 \times 10^{-9}$ $k_c = 2.5 \times 10^{-9}$ $\text{C}_2\text{H}_3\text{F}^+ (100\%) + \text{O}$ [-313]	$k_{\text{exp}} = 2.0 \times 10^{-9}$ $k_c = 2.4 \times 10^{-9}$ Products not identified	k_{exp} not measured $k_c = 2.2 \times 10^{-9}$ $\text{C}_2\text{HF}_3^+ (100\%) + \text{O}$ [-335]	$k_{\text{exp}} = 1.5 \times 10^{-9}$ $k_c = 1.3 \times 10^{-9}$ $\text{C}_2\text{F}_4^+ (100\%) + \text{O}$ [-338] Reference [8]
OH^+ (13.25)	No data in Anicich [22]	$k_{\text{exp}} = 2.4 \times 10^{-9}$ $k_c = 2.5 \times 10^{-9}$ Products not identified	Reaction not studied	$k_{\text{exp}} = 2.2 \times 10^{-9}$ $k_c = 2.2 \times 10^{-9}$ Products not identified	Reaction not studied
N_2O^+ (12.89)	No data in Anicich [22]	$k_{\text{exp}} = 1.5 \times 10^{-9}$ $k_c = 1.8 \times 10^{-9}$ $\text{C}_2\text{H}_3\text{F}^+ (100\%) + \text{N}_2\text{O}$ [-243]	$k_{\text{exp}} = 1.4 \times 10^{-9}$ $k_c = 1.7 \times 10^{-9}$ $\text{C}_2\text{H}_2\text{F}_2^+ (100\%) + \text{N}_2\text{O}$ [-250]	$k_{\text{exp}} = 1.1 \times 10^{-9}$ $k_c = 1.5 \times 10^{-9}$ $\text{C}_2\text{HF}_3^+ (100\%) + \text{N}_2\text{O}$ [-265]	$k_{\text{exp}} = 0.33 \times 10^{-9}$ (0.23×10^{-9} at 390 K) $k_c = 0.88 \times 10^{-9}$ $\text{C}_2\text{F}_4^+ (100\%) + \text{N}_2\text{O}$ [-268] Reference [8]

Cation	C ₂ H ₄ (<i>IE</i> = 10.51 eV) α' =4.26, μ_D =0, K_c =1	C ₂ H ₃ F (10.36) α' =3.99, μ_D =1.47, K_c =1.84	1,1-CH ₂ CF ₂ (10.30) α' =5.01, μ_D =1.39, K_c =1.65	C ₂ HF ₃ (10.14) α' =4.16, μ_D =1.32, K_c =1.70	C ₂ F ₄ (10.11) α' =4.35, μ_D =0, K_c =1
H ₂ O ⁺ (12.62)	$k_{exp} = 1.5 \times 10^{-9}$ $k_c = 1.5 \times 10^{-9}$ C ₂ H ₄ ⁺ (100%) + H ₂ O [-203] Reference [19]	$k_{exp} = 2.4 \times 10^{-9}$ $k_c = 2.4 \times 10^{-9}$ Products not identified	Reaction not studied	$k_{exp} = 2.0 \times 10^{-9}$ $k_c = 2.1 \times 10^{-9}$ Products not identified	$k_{exp} = 1.3 \times 10^{-9}$ $k_c = 1.2 \times 10^{-9}$ C ₂ F ₄ ⁺ (100%) + H ₂ O [-241] Reference [8]
Xe ⁺ (12.13) [and (Xe ⁺)* (13.44)]	$k_{exp} = 0.85 \times 10^{-9}$ $k_c = 1.0 \times 10^{-9}$ C ₂ H ₄ ⁺ (75%) + Xe [-156] C ₂ H ₂ ⁺ (25%) + H ₂ + Xe [-22] Reference [14]	$k_{exp} = 1.4 \times 10^{-9}$ $k_c = 1.5 \times 10^{-9}$ C ₂ H ₃ F ⁺ (100%) + Xe [-170]	$k_{exp} = 8.0 \times 10^{-10}$ $k_c = 1.3 \times 10^{-9}$ C ₂ H ₂ F ₂ ⁺ (100%) + Xe [-177]	$k_{exp} = 8.0 \times 10^{-10}$ $k_c = 1.1 \times 10^{-9}$ C ₂ HF ₃ ⁺ (100%) + Xe [-192]	Reaction not studied
O ₂ ⁺ (12.07)	$k_{exp} = 0.68 \times 10^{-9}$ $k_c = 1.3 \times 10^{-9}$ C ₂ H ₄ ⁺ (100%) + O ₂ [-151] Reference [15]	$k_{exp} = 2.1 \times 10^{-9}$ $k_c = 2.0 \times 10^{-9}$ C ₂ H ₃ F ⁺ (100%) + O ₂ [-164]	$k_{exp} = 1.8 \times 10^{-9}$ $k_c = 1.9 \times 10^{-9}$ C ₂ H ₂ F ₂ ⁺ (100%) + O ₂ [-171]	$k_{exp} = 1.9 \times 10^{-9}$ $k_c = 1.7 \times 10^{-9}$ C ₂ HF ₃ ⁺ (100%) + O ₂ [-186]	$k_{exp} = 1.1 \times 10^{-9}$ $k_c = 0.98 \times 10^{-9}$ C ₂ F ₄ ⁺ (100%) + O ₂ [-189] Reference [8]

Cation	C_2H_4 ($IE = 10.51$ eV) $\alpha'=4.26$, $\mu_D=0$, $K_c=1$	C_2H_3F (10.36) $\alpha'=3.99$, $\mu_D=1.47$, $K_c=1.84$	1,1- CH_2CF_2 (10.30) $\alpha'=5.01$, $\mu_D=1.39$, $K_c=1.65$	C_2HF_3 (10.14) $\alpha'=4.16$, $\mu_D=1.32$, $K_c=1.70$	C_2F_4 (10.11) $\alpha'=4.35$, $\mu_D=0$, $K_c=1$
SF_4^+ (11.99)	No data in Anicich [22]	$k_{exp} = 1.1 \times 10^{-9}$ $k_c = 1.5 \times 10^{-9}$ Products not identified	$k_{exp} = 1.5 \times 10^{-9}$ $k_c = 1.4 \times 10^{-9}$ $C_2H_2F_2^+$ (100%) + SF_4 [-164] (or $CHSF^+$)	$k_{exp} = 1.2 \times 10^{-9}$ $k_c = 1.2 \times 10^{-9}$ $C_2HF_3^+$ (100%) + SF_4 [-179]	Reaction not studied
CF_2^+ (11.36)	$k_{exp} = 1.1 \times 10^{-9}$ $k_c = 1.1 \times 10^{-9}$ $C_3H_3F_2^+$ (55%) + H [-?] $C_2H_4^+$ (45%) + CF_2 [-82] Reference [25]	$k_{exp} = 1.8 \times 10^{-9}$ $k_c = 1.8 \times 10^{-9}$ $C_2H_3F^+$ (88%) + CF_2 [-96] $C_2H_3^+$ (12%) + CF_3 [-111] Reference [25]	$k_{exp} = 1.6 \times 10^{-9}$ $k_c = 1.6 \times 10^{-9}$ $C_2H_2F_2^+$ (100%) + CF_2 [-103] Reference [25]	$k_{exp} = 1.5 \times 10^{-9}$ $k_c = 1.5 \times 10^{-9}$ $C_2HF_3^+$ (100%) + CF_2 [-118] Reference [25]	$k_{exp} = 1.1 \times 10^{-9}$ (1.0×10^{-9} at 496 K) $k_c = 0.85 \times 10^{-9}$ $C_2F_4^+$ (100%) + CF_2 [-121] Reference [9]
SF^+ (10.31)	No data in Anicich [22]	$k_{exp} = 1.6 \times 10^{-9}$ $k_c = 1.8 \times 10^{-9}$ Products not identified	$k_{exp} = 1.4 \times 10^{-9}$ $k_c = 1.6 \times 10^{-9}$ CH_2SF^+ (80%) + CF_2^a [-?] (or secondary $C_2H_3F_2^+$) $C_2H_2F_2^+$ (20%) + SF [-2] (or secondary $CHSF^+$)	$k_{exp} = 1.4 \times 10^{-9}$ $k_c = 1.4 \times 10^{-9}$ $C_2HF_3^+$ (100%) + SF [-17]	Reaction not studied
SF_2^+ (10.24)	No data in Anicich [22]	No reaction ^d	No reaction ^d	No reaction ^d	Reaction not studied

Cation	C ₂ H ₄ (<i>IE</i> = 10.51 eV) α' =4.26, μ_D =0, K_c =1	C ₂ H ₃ F (10.36) α' =3.99, μ_D =1.47, K_c =1.84	1,1-CH ₂ CF ₂ (10.30) α' =5.01, μ_D =1.39, K_c =1.65	C ₂ HF ₃ (10.14) α' =4.16, μ_D =1.32, K_c =1.70	C ₂ F ₄ (10.11) α' =4.35, μ_D =0, K_c =1
C ₂ F ₄ ⁺ (10.11)	$k_{\text{exp}} = 0.7 \times 10^{-9}$ $k_c = 1.0 \times 10^{-9}$ C ₂ H ₂ F ₂ ⁺ (95%) + C ₂ H ₂ F ₂ ^b [-62] C ₃ H ₃ F ₂ ⁺ (5%) + CHF ₂ [-?] Reference [25]	$k_{\text{exp}} = 0.6 \times 10^{-9}$ $k_c = 1.5 \times 10^{-9}$ C ₂ HF ₃ ⁺ (45%) + C ₂ H ₂ F ₂ ^c [-34] C ₃ H ₃ F ₂ ⁺ (40%) + CF ₃ [-?] C ₃ H ₂ F ₃ ⁺ (10%) + CHF ₂ [-?] C ₂ H ₂ F ₂ ⁺ (3%) + C ₂ HF ₃ [-18] C ₄ H ₃ F ₅ ⁺ adduct (2%) [-?] ^e Reference [25]	$k_{\text{exp}} = 0.7 \times 10^{-9}$ $k_c = 1.4 \times 10^{-9}$ C ₄ H ₂ F ₆ ⁺ adduct (60%) [-?] ^e C ₃ H ₂ F ₃ ⁺ (30%) + CF ₃ [-?] C ₃ HF ₄ ⁺ (10%) + CHF ₂ [-?] Reference [25]	$k_{\text{exp}} = 0.2 \times 10^{-9}$ $k_c = 1.2 \times 10^{-9}$ C ₂ HF ₃ ⁺ (72%) + C ₂ F ₄ [+3] C ₃ HF ₄ ⁺ (28%) + CF ₃ [-?] Reference [25]	$k_{\text{exp}} = 0.02 \times 10^{-9}$ (0.003 × 10 ⁻⁹ at 496 K) $k_c = 0.69 \times 10^{-9}$ C ₃ F ₅ ⁺ (100%) + CF ₃ [-12] References [9,21]
SF ₅ ⁺ (9.78)	No data in Anicich [22]	$k_{\text{exp}} = 6.4 \times 10^{-10}$ $k_c = 1.5 \times 10^{-9}$ Products not identified	$k_{\text{exp}} = 1.0 \times 10^{-10}$ $k_c = 1.3 \times 10^{-9}$ SF ₃ ⁺ (53%) + CH ₂ F–CF ₃ [-223] C ₂ H ₂ F ₃ ⁺ (32%) + SF ₄ [+59] (or CHSF ₂ ⁺ + ?) C ₂ H ₂ F ₂ ⁺ (15%) + SF ₅ [+50] (or CHSF ⁺ + ?)	No reaction	Reaction not studied

Cation	C ₂ H ₄ (<i>IE</i> = 10.51 eV) α' =4.26, μ_D =0, K_c =1	C ₂ H ₃ F (10.36) α' =3.99, μ_D =1.47, K_c =1.84	1,1-CH ₂ CF ₂ (10.30) α' =5.01, μ_D =1.39, K_c =1.65	C ₂ HF ₃ (10.14) α' =4.16, μ_D =1.32, K_c =1.70	C ₂ F ₄ (10.11) α' =4.35, μ_D =0, K_c =1
NO ⁺ (9.26)	No data in Anicich [22]	No reaction	No reaction	No reaction	Reaction not studied
CF ⁺ (9.11)	$k_{\text{exp}} = 1.1 \times 10^{-9}$ $k_c = 1.3 \times 10^{-9}$ CH ₂ F ⁺ (80%) + C ₂ H ₂ [-106] C ₃ H ₃ ⁺ (20%) + HF [-268] Reference [25]	$k_{\text{exp}} = 2.1 \times 10^{-9}$ $k_c = 2.0 \times 10^{-9}$ C ₂ H ₃ ⁺ (88%) + CF ₂ [-69] CHF ₂ ⁺ (12%) + C ₂ H ₂ [-156] Reference [25]	$k_{\text{exp}} = 1.4 \times 10^{-9}$ $k_c = 1.9 \times 10^{-9}$ CF ₃ ⁺ (88%) + C ₂ H ₂ [-134] C ₂ H ₂ F ⁺ (7%) + CF ₂ [+2] CHF ₂ ⁺ (5%) + HCCF [-66] Reference [25]	$k_{\text{exp}} = 1.0 \times 10^{-9}$ $k_c = 1.7 \times 10^{-9}$ CF ₃ ⁺ (100%) + HCCF [-106] Reference [25]	$k_{\text{exp}} = 0.61 \times 10^{-9}$ (0.23 × 10 ⁻⁹ at 496 K) $k_c = 1.0 \times 10^{-9}$ CF ₃ ⁺ (65%) + FCCF [-19] C ₃ F ₅ ⁺ adduct (32%) [-?] ^e C ₂ F ₄ ⁺ (4%) + CF [+97] Reference [9]

Cation	C ₂ H ₄ (<i>IE</i> = 10.51 eV) α' =4.26, μ_D =0, K_c =1	C ₂ H ₃ F (10.36) α' =3.99, μ_D =1.47, K_c =1.84	1,1-CH ₂ CF ₂ (10.30) α' =5.01, μ_D =1.39, K_c =1.65	C ₂ HF ₃ (10.14) α' =4.16, μ_D =1.32, K_c =1.70	C ₂ F ₄ (10.11) α' =4.35, μ_D =0, K_c =1
CF ₃ ⁺ (9.09)	$k_{\text{exp}} = 0.7 \times 10^{-9}$ $k_c = 1.1 \times 10^{-9}$ C ₃ H ₃ F ₂ ⁺ (60%) + HF [-?] C ₂ H ₃ ⁺ (40%) + CHF ₃ [-42] Reference [25]	$k_{\text{exp}} = 1.3 \times 10^{-9}$ $k_c = 1.6 \times 10^{-9}$ C ₂ H ₃ ⁺ (75%) + CF ₄ [-92] CHF ₂ ⁺ (25%) + C ₂ H ₂ F ₂ ^e [-22] Reference [25]	$k_{\text{exp}} = 0.7 \times 10^{-9}$ $k_c = 1.5 \times 10^{-9}$ C ₂ H ₂ F ⁺ (50%) + CF ₄ [-21] C ₃ H ₂ F ₅ ⁺ adduct (44%) [-?] ^e C ₃ HF ₄ ⁺ (6%) + HF [-?] Reference [25]	$k_{\text{exp}} = 0.2 \times 10^{-9}$ $k_c = 1.3 \times 10^{-9}$ C ₃ HF ₆ ⁺ adduct (100%) [-?] ^e Reference [25]	$k_{\text{exp}} = 0.03 \times 10^{-9}$ (0.005 × 10 ⁻⁹ at 496 K) $k_c = 0.76 \times 10^{-9}$ C ₃ F ₇ ⁺ adduct (94%) [-?] ^e C ₃ F ₅ ⁺ (4%) + F ₂ [+346] C ₂ F ₃ ⁺ (2%) + CF ₄ [+113] Reference [9]
SF ₃ ⁺ (8.32)	No data in Anicich [22]	No reaction	No reaction	No reaction	Reaction not studied

Cation	C ₂ H ₄ (<i>IE</i> = 10.51 eV) α' =4.26, μ_D =0, K_c =1	C ₂ H ₃ F (10.36) α' =3.99, μ_D =1.47, K_c =1.84	1,1-CH ₂ CF ₂ (10.30) α' =5.01, μ_D =1.39, K_c =1.65	C ₂ HF ₃ (10.14) α' =4.16, μ_D =1.32, K_c =1.70	C ₂ F ₄ (10.11) α' =4.35, μ_D =0, K_c =1
H ₃ O ⁺ (6.27)	$k_{exp} = 0.08 \times 10^{-9}$ $k_c = 1.4 \times 10^{-9}$ C ₂ H ₅ ⁺ (65%) + H ₂ O [+17] C ₂ H ₇ O ⁺ adduct (35%) [-?] ^e References [6,7,16]	$k_{exp} = 2.3 \times 10^{-9}$ $k_c = 2.4 \times 10^{-9}$ [C ₂ H ₃ F...H] ⁺ (100%) + H ₂ O [-34]	$k_{exp} = 2.3 \times 10^{-9}$ $k_c = 2.3 \times 10^{-9}$ [C ₂ H ₂ F ₂ ...H] ⁺ (100%) + H ₂ O [-25]	Reaction not studied	Reaction not studied

^a *m/z* 65 detected could be a primary product CH₂SF⁺, or a secondary product C₂H₃F₂⁺. If *m/z* 65 is the secondary product then the branching ratio for *m/z* 64 (C₂H₂F₂⁺ or CHSF⁺) will be 100 %.

^b Isomeric forms of these two product species are not known, however it is proposed that both cation and neutral have the lowest-energy, 1,1-isomeric form.

^c Only the 1,1-isomer of C₂H₂F₂ as product gives an exothermic reaction; both isomers of 1,2-C₂H₂F₂ as products are endothermic reactions.

^d No reaction means $k_{exp} < ca. 10^{-13} \text{ cm}^3 \text{ molecule}^{-1} \text{ s}^{-1}$.

^e Where adducts are formed, the rate coefficient for the reaction $A^+ + B + M \rightarrow AB^+ + M$ will be pressure dependent. All our measurements are made at total pressures of *ca.* 0.5–1.0 mbar, well below the high-pressure limit. The second order rate coefficient quoted is the (pressure-independent) third order rate coefficient multiplied by the total pressure.

Figure Captions

Figure 1 : Breakdown diagram of $\text{C}_2\text{H}_3\text{F}$ over the range 13–22 eV recorded with a (variable) resolution of 0.002 to 0.05 eV at the Swiss Light Source, Paul Scherrer Institute, Switzerland. The product branching ratios are accurate to $\pm 1\%$. (Adapted from Ref. 35, *Phys. Chem. Chem. Phys.*, 2012, **14**, 3935, with permission from the PCCP Owner Societies.) The diagram is compared with the branching ratios from the ion-molecule reactions at defined recombination energies of the reactant ion.

Figure 2 : Breakdown diagram of $1,1\text{-C}_2\text{H}_2\text{F}_2$ over the range 14–22 eV recorded with a (variable) resolution of 0.002 to 0.05 eV at the Swiss Light Source, Paul Scherrer Institute, Switzerland. The product branching ratios are accurate to $\pm 1\%$. (Adapted from Ref. 35, *Phys. Chem. Chem. Phys.*, 2012, **14**, 3935, with permission from the PCCP Owner Societies.) The diagram is compared with the branching ratios from the ion-molecule reactions at defined recombination energies of the reactant ion.

Figure 3 : Breakdown diagram of C_2HF_3 over the range 13–19 eV recorded with a (variable) resolution of 0.002 to 0.05 eV at the Swiss Light Source, Paul Scherrer Institute, Switzerland. The product branching ratios are accurate to $\pm 1\%$. (Adapted from Ref. 35, *Phys. Chem. Chem. Phys.*, 2012, **14**, 3935, with permission from the PCCP Owner Societies.) The diagram is compared with the branching ratios from the ion-molecule reactions at defined recombination energies of the reactant ion.

Figure 4 : Breakdown diagram of C_2F_4 over the range 13–22 eV recorded with a (variable) resolution of 0.002 to 0.05 eV at the Swiss Light Source, Paul Scherrer Institute, Switzerland. The product branching ratios are accurate to $\pm 2\%$. (Adapted from Ref. 35, *Phys. Chem. Chem. Phys.*, 2012, **14**, 3935, with permission from the PCCP Owner Societies.) The diagram is compared with the branching ratios from the ion-molecule reactions at defined recombination energies of the reactant ion.

Figure 5 : Calculated breakdown diagram (solid lines) of C_2H_4 over the range 12–18 eV recorded with a resolution of ca. 0.3 eV. Experimental values are taken from data of Stockbauer and Inghram,^[46] *J. Chem. Phys.*, 1975, **62**, 4862. (Adapted, with permission, from Bombach *et al.*,^[54] *Int. J. Mass Spectrom. Ion Proc.*, 1984, **58**, 217.) The diagram is compared with the branching ratios from the ion-molecule reactions at defined recombination energies of the reactant ion.

Figure 1

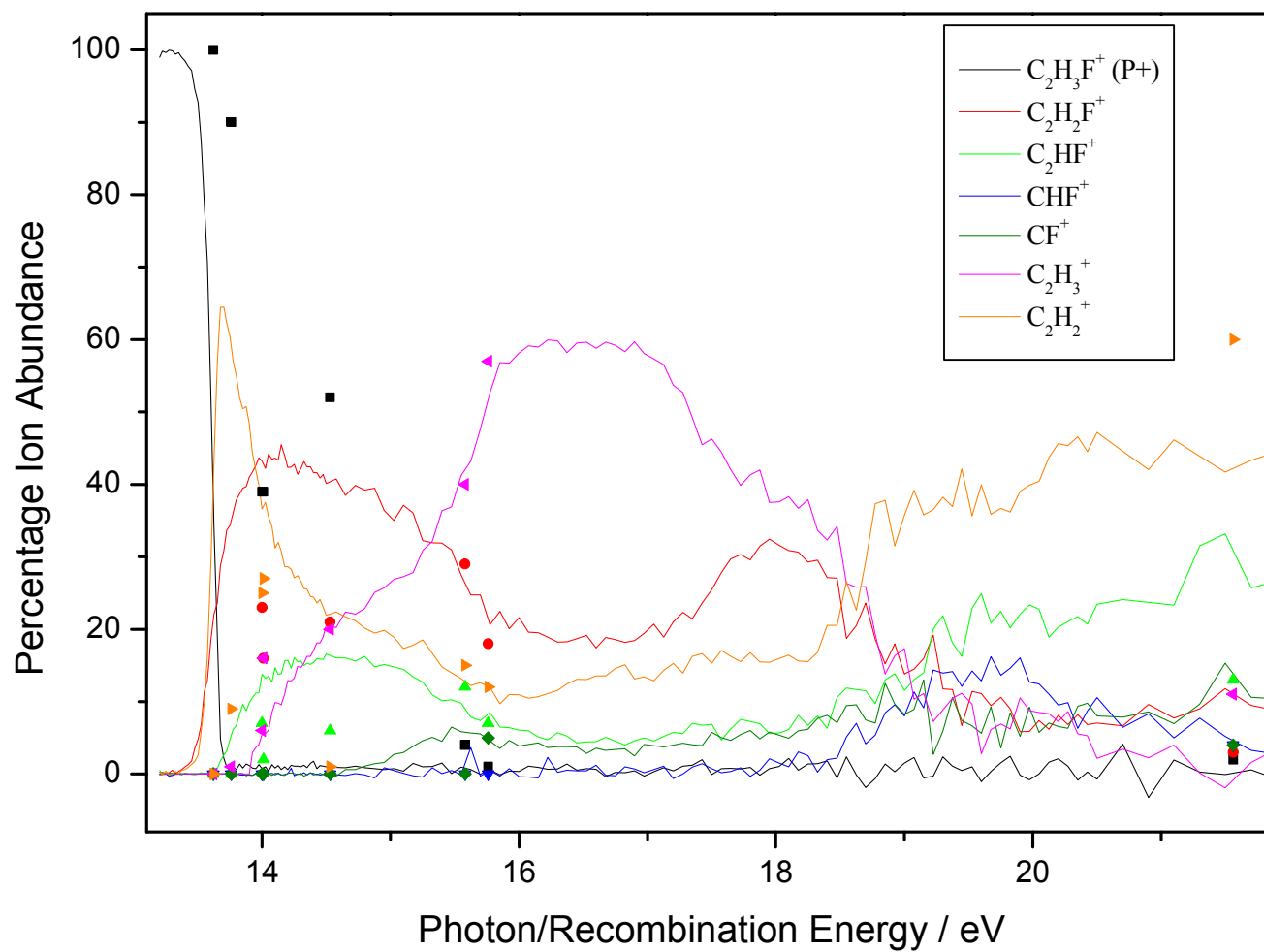


Figure 2

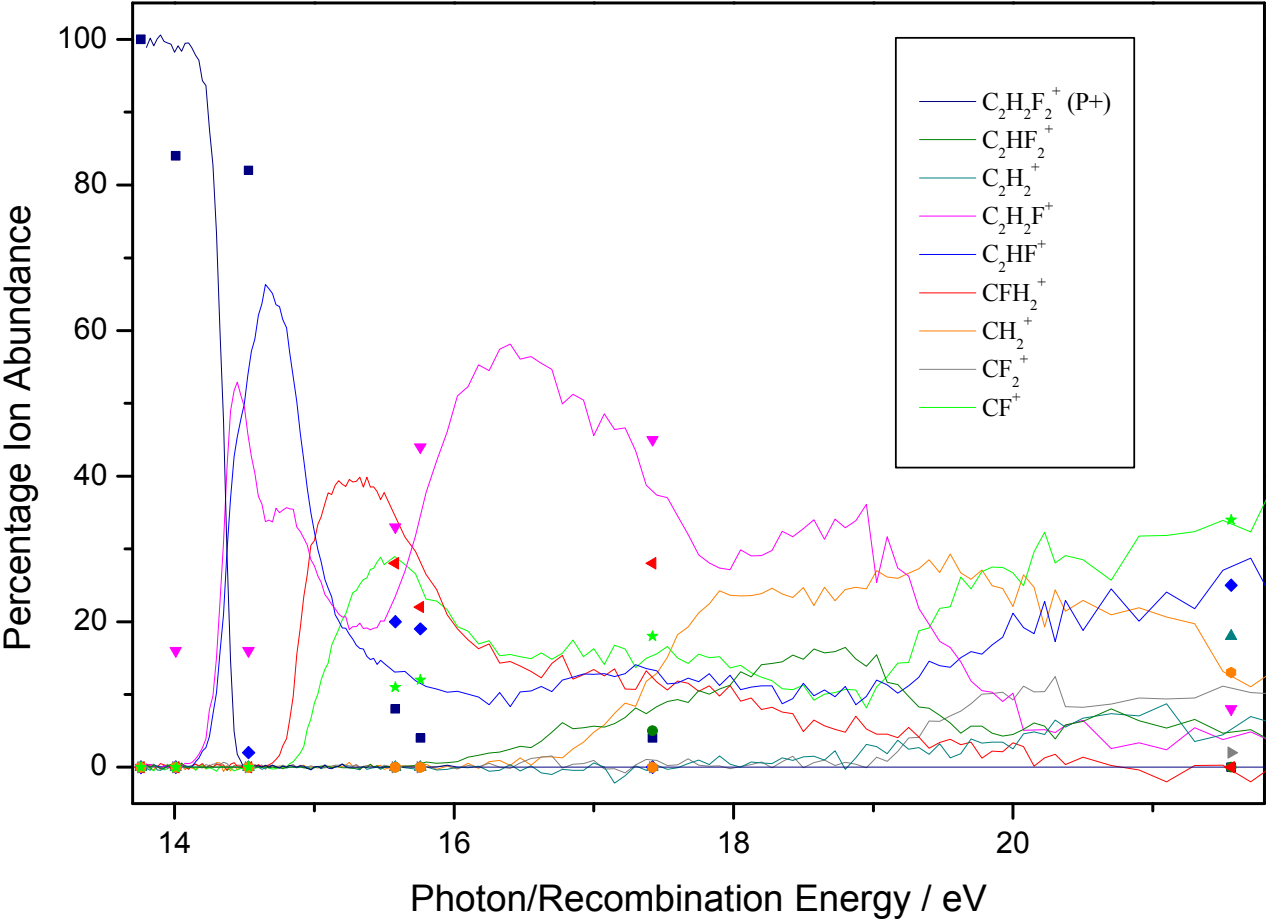


Figure 3

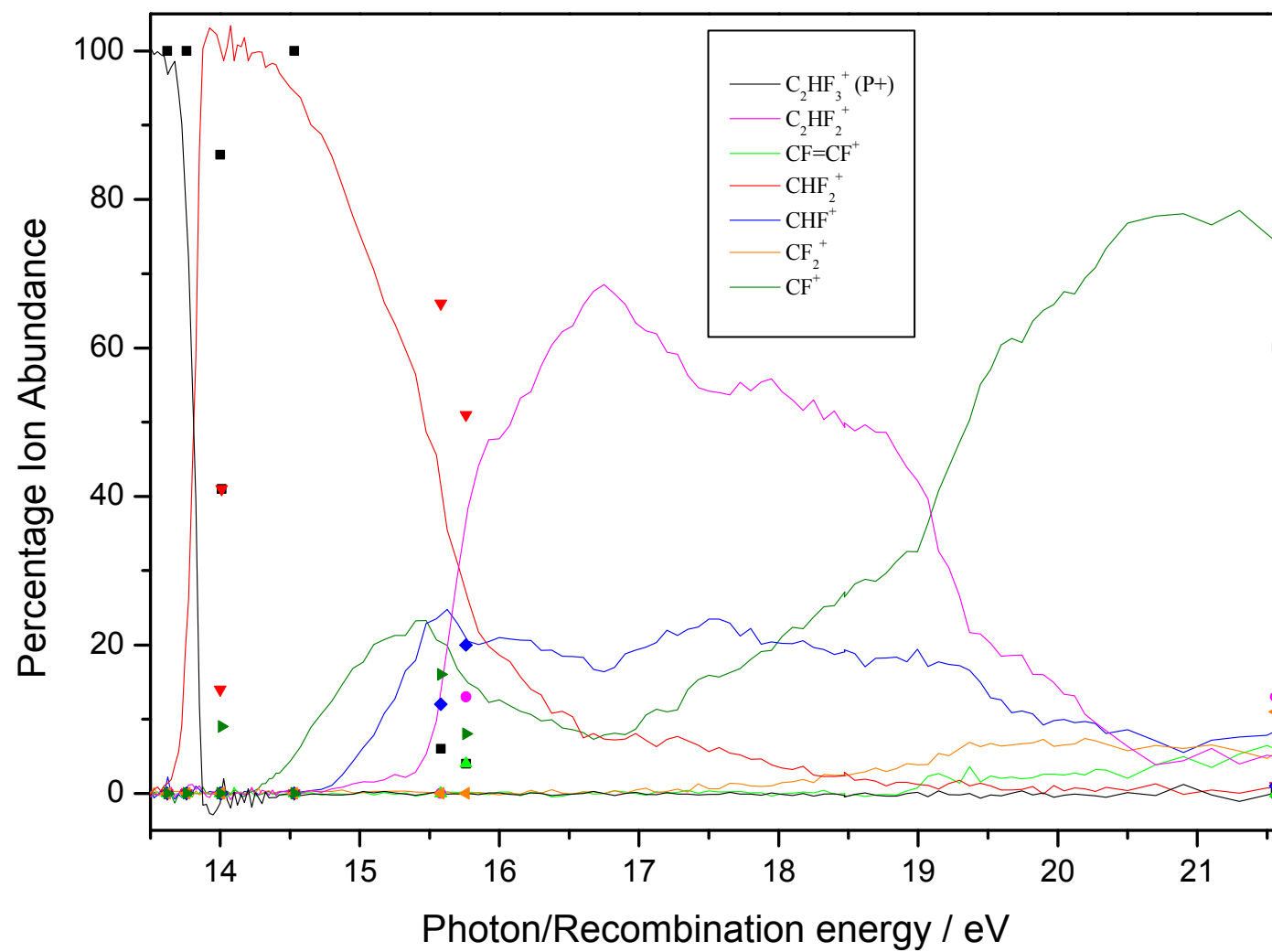


Figure 4

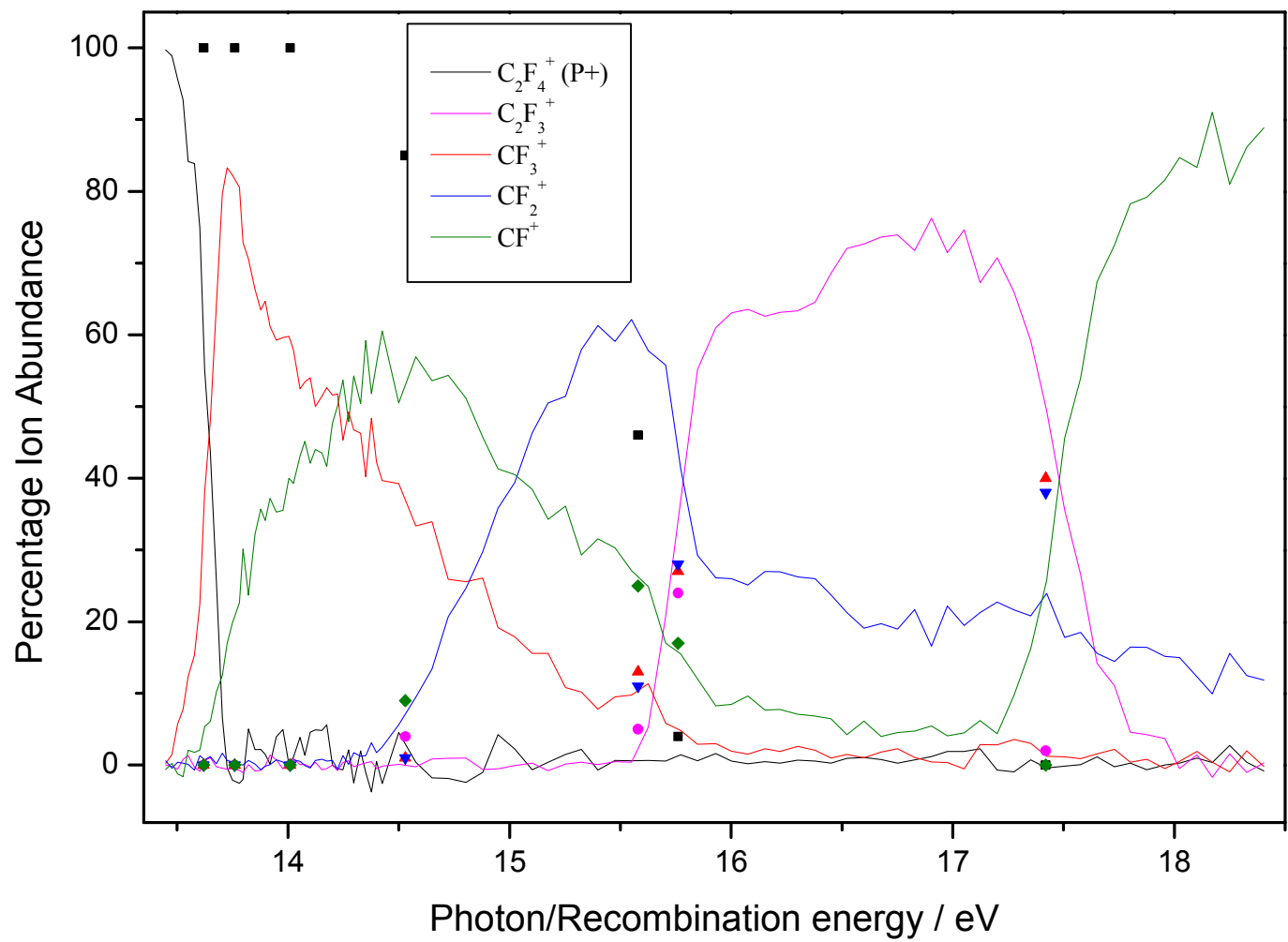
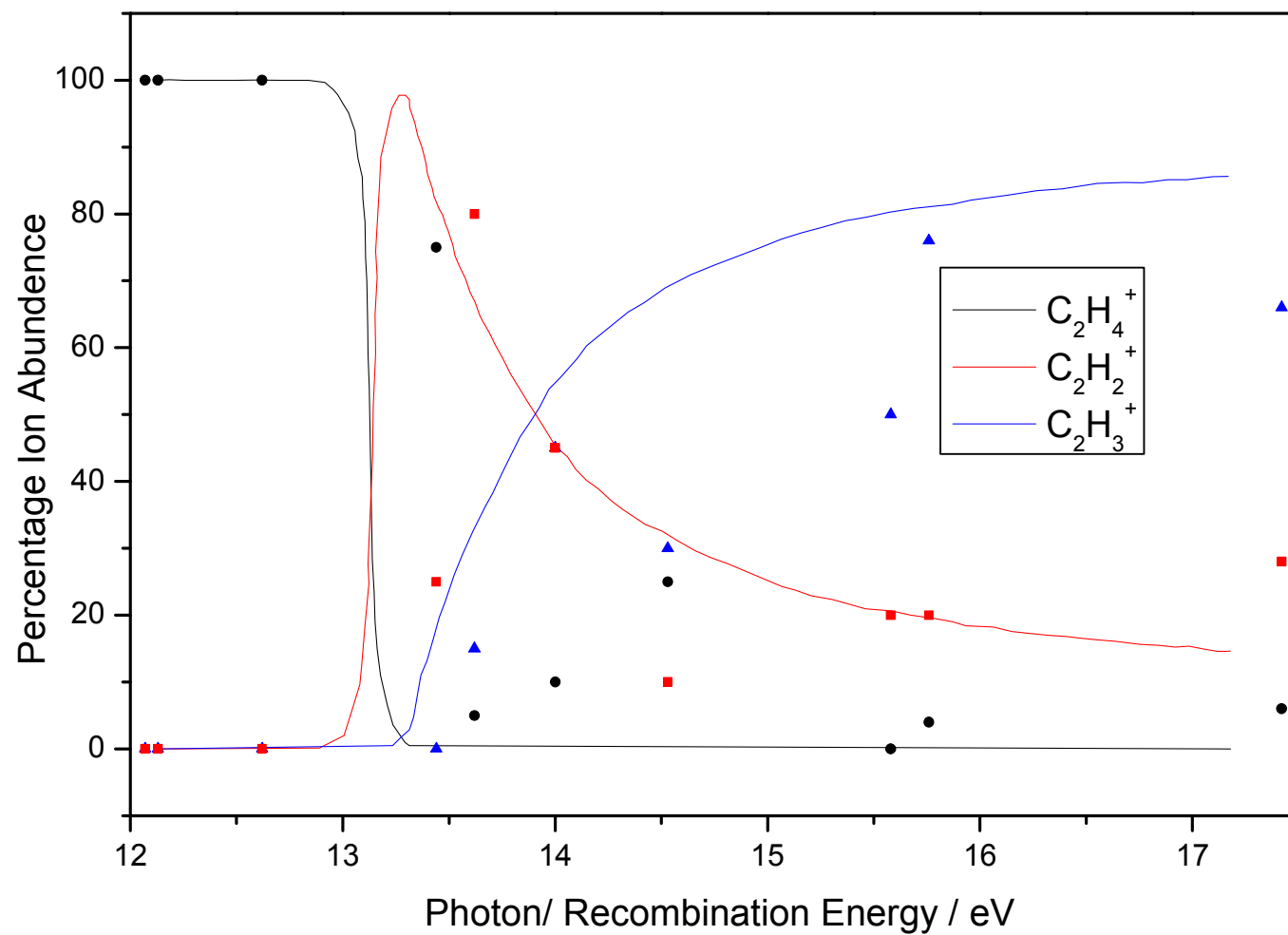
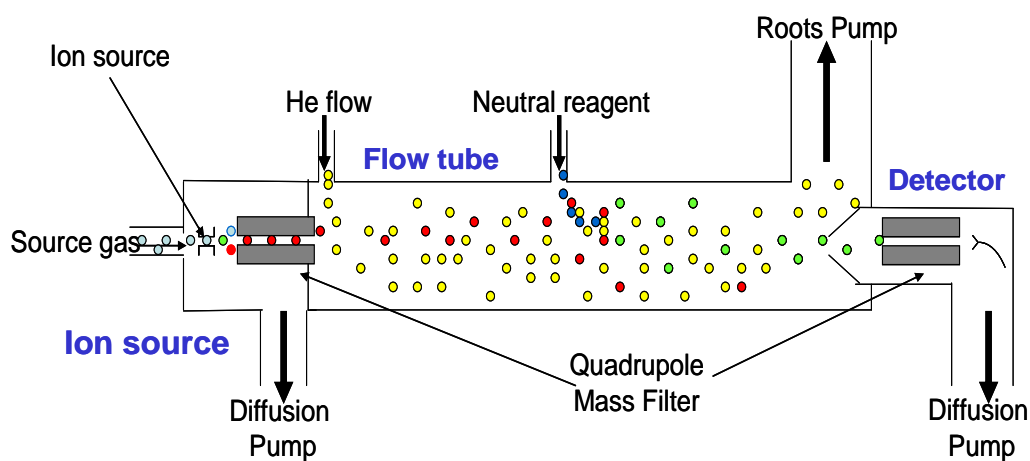


Figure 5





CP-ART-2013-054881 Parkes, Simpson, Mikhailov and Tuckett

Phys Chem Chem Phys (2014)

Reactions between atomic and small molecular ions with a series of fluorinated ethenes are studied in a Selected Ion Flow Tube. Kinetics and product state distributions are measured. The latter are compared with those from photoionisation.