

# Soft Matter

Where physics meets chemistry meets biology for fundamental soft matter research

[rsc.li/soft-matter-journal](http://rsc.li/soft-matter-journal)

The Royal Society of Chemistry is the world's leading chemistry community. Through our high impact journals and publications we connect the world with the chemical sciences and invest the profits back into the chemistry community.

## IN THIS ISSUE

ISSN 1744-6848 CODEN SMOABF 22(1) 1-260 (2026)



### Cover

See Anne Juel *et al.*, pp. 44–55.  
Image reproduced by permission of Finn Box from *Soft Matter*, 2026, 22, 44.  
Artist credit: Glen Cutwerk.



### Inside cover

See Vassili G. Nazarenko, Oleg D. Lavrentovich *et al.*, pp. 56–63.  
Image reproduced by permission of Oleg D. Lavrentovich, Kent State University, from *Soft Matter*, 2026, 22, 56.  
Image credit: Miss Priyanka Kumari, a graduate student at Kent State University.

## EDITORIAL

10

### Celebrating 20 years of *Soft Matter*

Alfred J. Crosby\* and Maria E. Southall\*

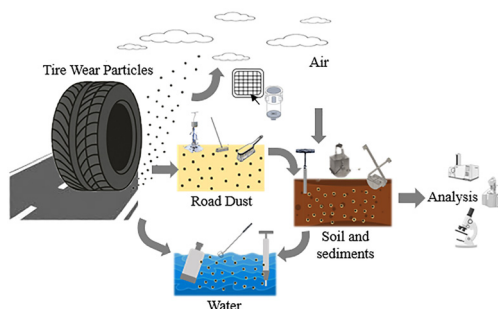


## REVIEW

13

### Tire crumb in the environment: a review on occurrence, fate and recent advances in detection and analysis

Zahid Ahmad Ganie and Amritanshu Shrivastav\*



# Advance your career in science

with professional recognition that showcases  
your **experience, expertise and dedication**

## Stand out from the crowd

Prove your commitment  
to attaining excellence in  
your field

## Gain the recognition you deserve

Achieve a professional  
qualification that inspires  
confidence and trust

## Unlock your career potential

Apply for our professional  
registers (RSci, RSciTech)  
or chartered status  
(CChem, CSci, CEnv)

## Apply now

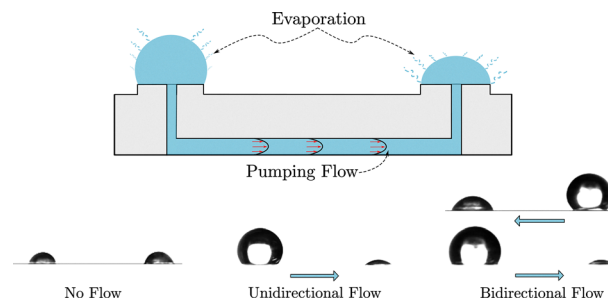
[rsc.li/professional-development](https://rsc.li/professional-development)



44

### Dynamics of evaporating, interconnected droplets

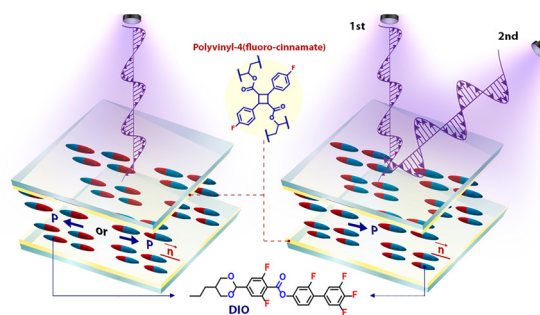
Chenyang Ren, Sri Ganesh Subramanian, Shresht Jain, Andrew L. Hazel, Finn Box and Anne Juel\*



56

### Polar and apolar light-induced alignment of ferroelectric nematics on photosensitive polymer substrates

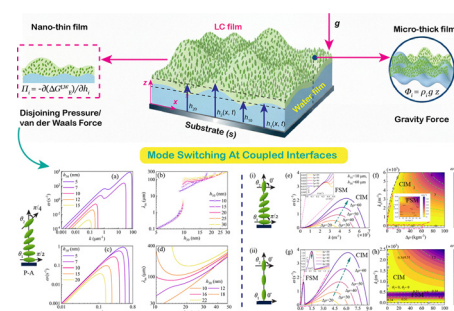
Ruslan Kravchuk, Oleksandr Kurochkin, Vassili G. Nazarenko,\* Volodymyr Sashuk, Mykola Kravets, Bijaya Basnet and Oleg D. Lavrentovich\*



64

### Orientational order induced mode switching at coupled interfaces of a nematic–isotropic free bilayer

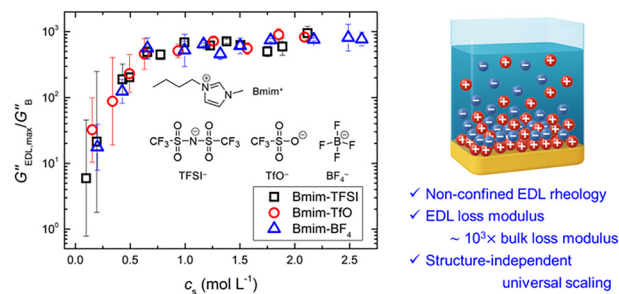
Vinod Babasaheb Vanarse, Neeru Yadav, Srijita De, Abir Ghosh, Tapas Kumar Mandal and Dipankar Bandyopadhyay\*



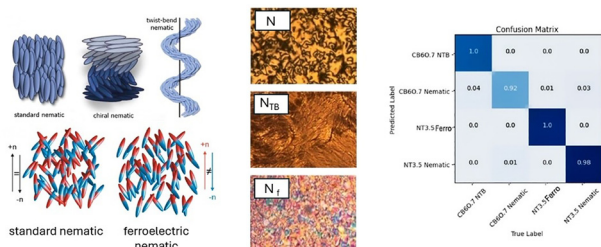
84

### Revealing intrinsic electric double layer viscoelasticity in ionic liquid solutions via quartz crystal microbalance

Atsushi Matsumoto,\* Ryota Yoshizawa, Riccardo Funari, Osamu Urakawa, Tadashi Inoue and Amy Q. Shen\*



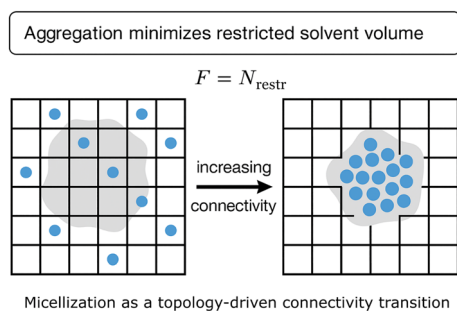
95



## Distinguishing liquid crystalline nematic variants by machine learning

Alexander R. Quinn, Rebecca Walker, Naila Tufaha, John MD Storey, Corrie T. Imrie and Ingo Dierking\*

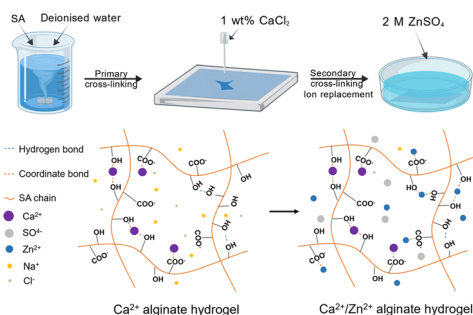
109



## Micellization as a connectivity transition: a topological Ising model with a hydrophobic constraint

Vicente Domínguez-Arca\*

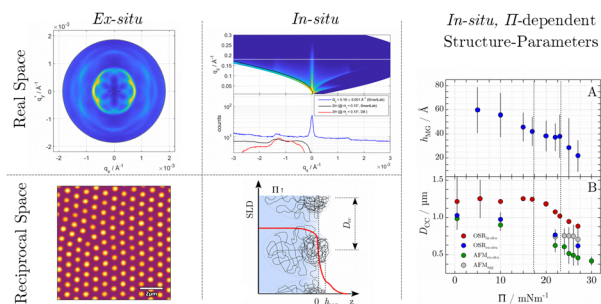
119



## Ca<sup>2+</sup>/Zn<sup>2+</sup> alginate hydrogel electrolyte for high-performance zinc-ion batteries

Qiaoyu Ma, Chengcheng Yin, Zhongyang Wang, Guangbin Duan, Degang Zhao and Shuhua Yang\*

127



## *In situ* vs *ex situ*: comparing the structure of PNIPAM microgels at the air/water and air/solid interfaces

Hayden Robertson, Joanne Zimmer, Anuar Sifuentes Name, Cassia Lux, Sebastian Stock, Regine von Klitzing\* and Olaf Soltwedel\*

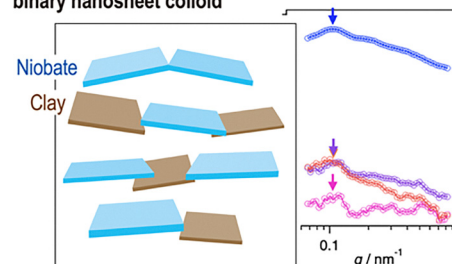


139

### Hidden ordered structure of clay nanosheets in binary colloids of niobate and clay nanosheets disclosed by small-angle neutron scattering

Teruyuki Nakato,\* Riki Kato, Wataru Ishitobi, Emiko Mouri, Hiroki Iwase and Nobuyoshi Miyamoto\*

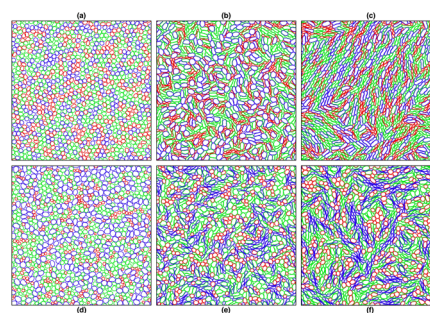
#### Contrast variation SANS of liquid crystalline binary nanosheet colloid



145

### Glassy dynamics in two-dimensional ring polymers: size versus stiffness polydispersity

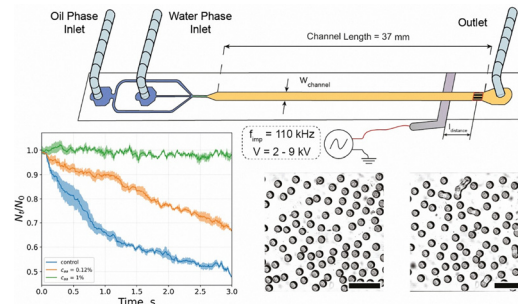
Rahul Nayak, Pinaki Chaudhuri\* and Satyavani Vemparala\*



157

### Droplet electrocoalescence as a robust tool for *in situ* examination of hydrogel microparticles in microfluidic devices

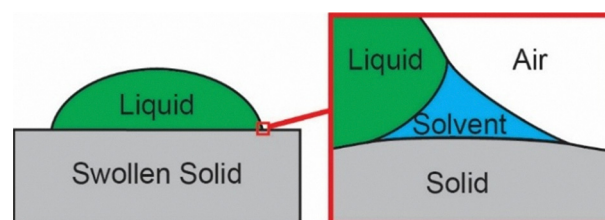
Andrei Tiushkevich, Nikita Filatov, Pavel Pleshakov and Anton Bukatin\*



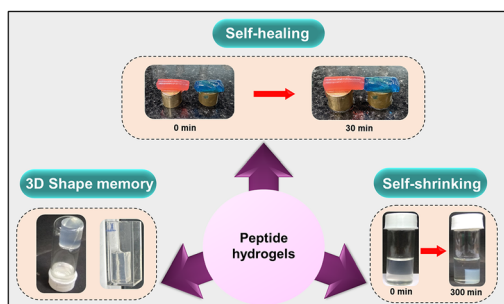
167

### Dynamic osmotic phase separation at contact lines

Qihan Liu\* and Luochang Wang



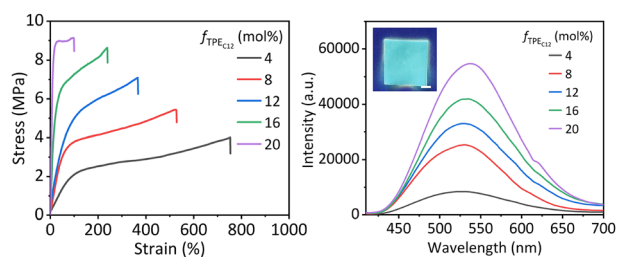
178



### Dynamic self-shrinking peptide hydrogels with shape memory and self-healing properties

Biplab Mondal, Sandip Mandal, Tanushree Mondal, Prabal K. Maiti\* and Arindam Banerjee\*

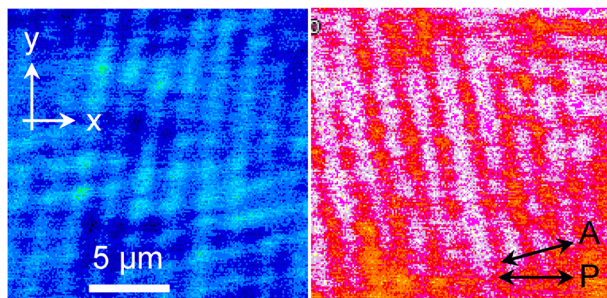
189



### Synthesis of tough and fluorescent hydrogels via the synergistic associations of tetraphenylethane fluorogens and polymethylene spacers

Cuihong Ma, Ye Tian, Qing Li, Yang Chen, Miao Du, Cong Du,\* Qiang Zheng and Zi Liang Wu\*

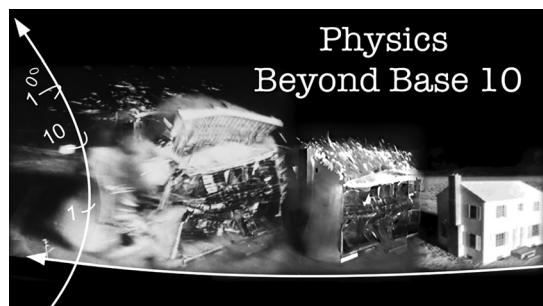
202



### Periodic ground state in the nematic phase of DIO due to an intrinsic surface electric field

K. S. Krishnamurthy,\* R. J. Mandle, C. J. Gibb, J. Hobbs and N. V. Madhusudana\*

212



### Radical scaling: beyond our feet and fingers

M. A. Fardin,\* M. Hautefeuille and V. Sharma

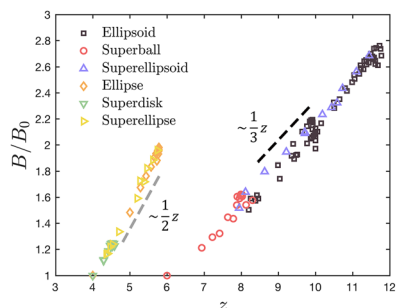


## PAPERS

223

**Mechanical response of particle packings at jamming onset**

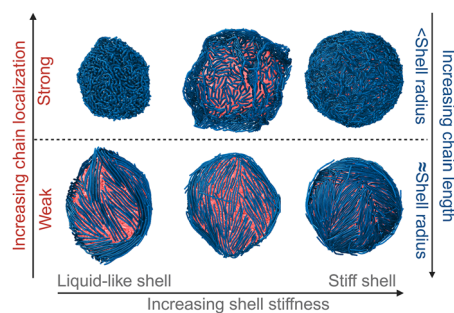
Zhaohui Huang, Xincheng Zhou and Shuixiang Li\*



234

**Shape spectra of elastic shells with surface-adsorbed semiflexible polymers**

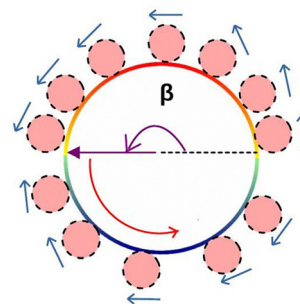
Hadiya Abdul Hameed, Jarosław Paturski and Aykut Erbaş\*



246

**Spontaneous rotation of an inclusion in a chiral active bath**

Abhra Puitandy\* and Shradha Mishra\*



## CORRECTION

258

**Correction: Triggered cell release from shellac–cell composite microcapsules**

Shwan Abdullah Hamad, Simeon D. Stoyanov and Vesselin N. Paunov\*

