

IN THIS ISSUE

eISSN 2976-8713 CODEN RPSHBW 3(2) 267-606 (2026)



Cover
See Olivia M. Merkel *et al.*,
pp. 379–389.

Image reproduced by
permission of
Adrian P. E. Kromer and
Laetitia J. M. Eller from
RSC Pharm., 2026, **3**, 379.



Inside cover
See Arwyn T. Jones *et al.*,
pp. 390–400.

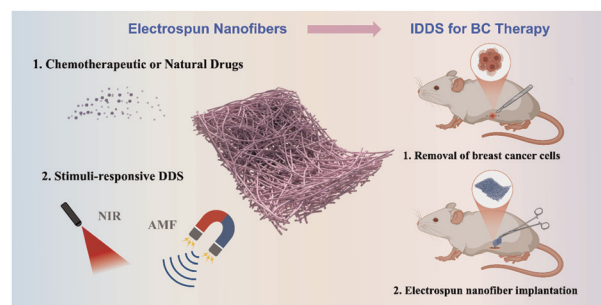
Image reproduced by
permission of
Arwyn T. Jones from
RSC Pharm., 2026, **3**, 390.

REVIEWS

276

Recent advances in electrospun nanofiber-based implantable drug delivery systems for breast cancer therapy

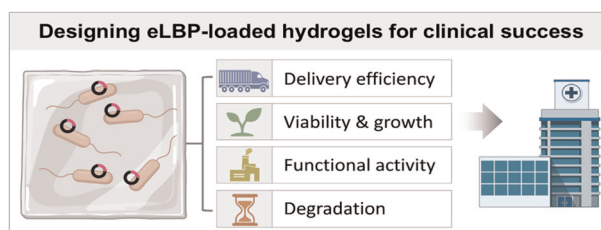
Jia Xing, Jingjing Feng, Qilin Wang, Deng-guang Yu* and Sim-Wan Annie Bligh*



305

Hydrogel platforms for engineered live biotherapeutics: materials, microbial integration and clinical potential

Emma Liane Etter, Sarah Thormann, Srilekha Venkatraman, Sri Sruthi Potluru and Juliane Nguyen*



GOLD
OPEN
ACCESS

RSC Advances

At the heart of open access for
the global chemistry community

Society owned. Society focused

rsc.li/rsc-advances

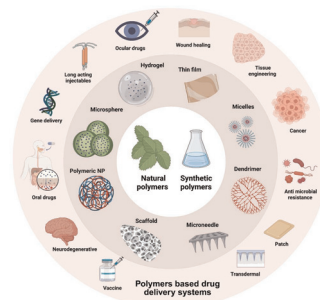
Fundamental questions
Elemental answers

REVIEWS

331

Advanced mechanisms of polymer-based drug delivery systems for clinical applications

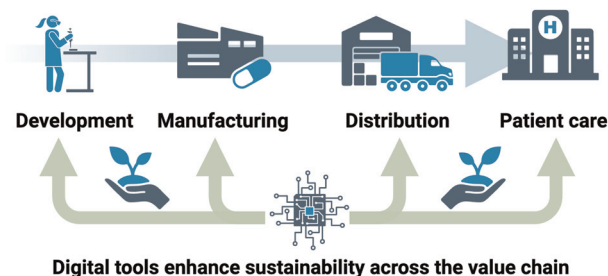
Barakat Olamide Ishola, Khandoker Asiqur Rahaman, Shaikh Abdur Razzak, Md Mahamudul Hasan Rumon, Md Salman Shakil and Shihab Uddin*



361

Advancing sustainability through digitalization: from drug development to patient care

Remo Eugster and Paola Luciani*

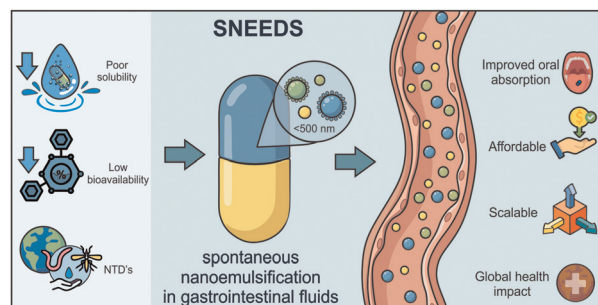


PERSPECTIVE

374

Self-nanoemulsifying drug delivery systems (SNEDDS) for treating neglected tropical diseases: affordable and scalable pathways for global health impact

João Paulo Figueiró Longo* and Josué de Moraes

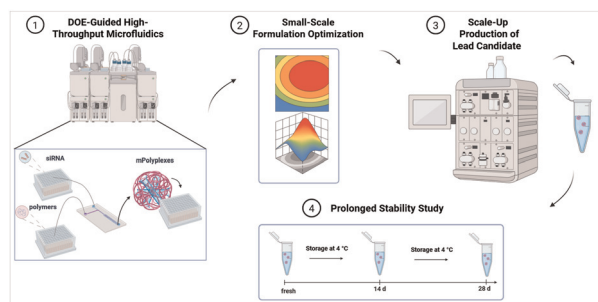


PAPERS

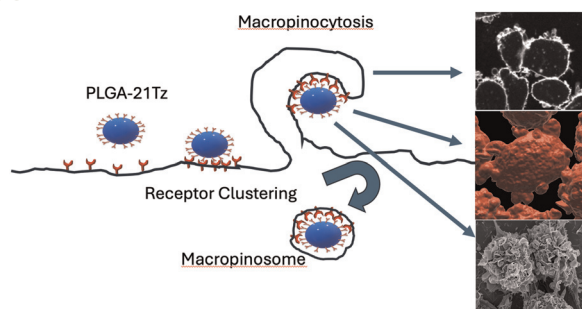
379

QbD product development: rapid optimization and scale-up of PBAE-based siRNA delivery via DoE-guided microfluidics

Adrian P. E. Kromer, Laetitia J. M. Eller, David C. Jürgens and Olivia M. Merkel*



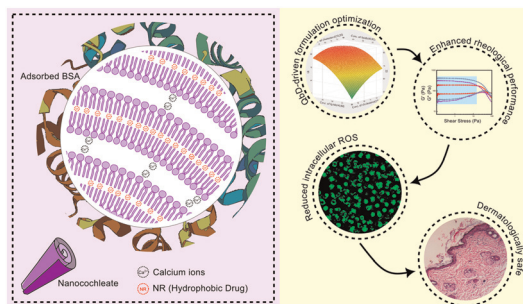
390



Rapid plasma membrane reorganisation and endocytosis in HER2 breast cancer cells incubated with trastuzumab decorated polymer nanoparticles

Carwyn S. Hughes, Saeed Tayeb, Duncan Muir, Anthony J. Hayes, Peter Watson and Arwyn T. Jones*

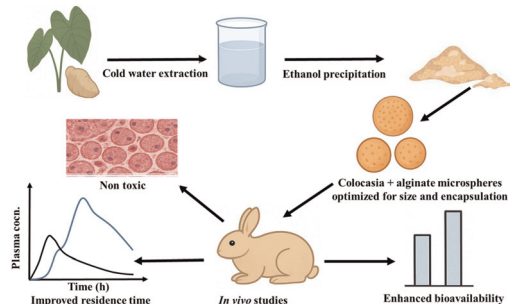
401



Naringenin-encapsulated nano-cochleate hydrogel for topical delivery: cellular anti-inflammatory activity and dermatokinetic profiling

Anuja Shashikant Kamble, Ashish Dilip Sutar, Gagandeep Kaur, Kamalinder K. Singh* and Rahul Shukla*

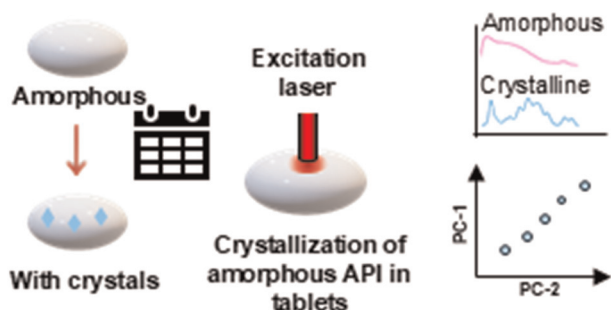
423



A bioinspired, pH-responsive microsphere matrix of cold-water extracted *Colocasia esculenta* mucilage and alginate: a new approach for sustained oral delivery of tramadol

Shazia Noreen, Sobia Noreen,* Fozia Batool, Shazia Akram Ghumman, Sara Hasan, Samina Aslam and Nisar Ahmed*

441



Implementation-focused evaluation of transmission low-frequency Raman spectroscopy parameters for non-destructive quality control of solid dosage forms

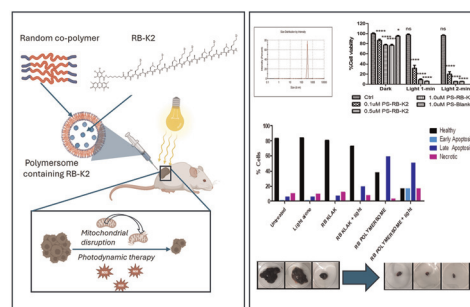
Reo Kasahara, Motoki Inoue* and Toshiro Fukami



449

Polymersomal delivery enhances third-generation photodynamic therapy with the first white-light-activated peptide photosensitiser for melanoma

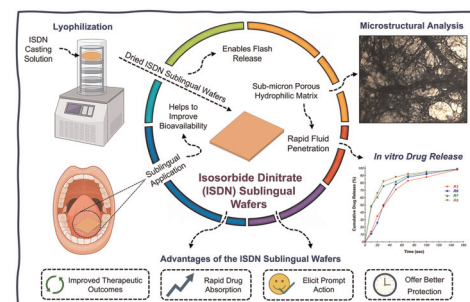
Talat Nahid Khan, Mohammed Naeem Khan, Poullette R. Oduor, Heather Nesbitt, Thomas McKaig, Anthony P. McHale, John F. Callan and Bridgeen Callan*



461

Formulation and evaluation of isosorbide dinitrate-loaded flash-release dispersible sublingual wafers

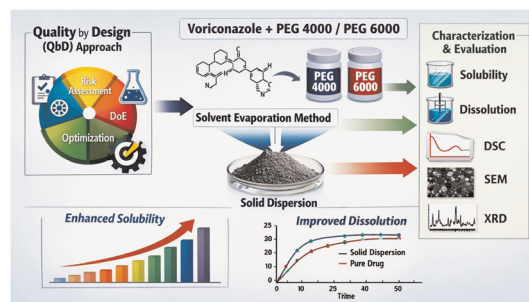
Shivakumar H. Nanjappa,* Vanita Somasekhar, Megha Kamath, Sanjana S. Prakash, Avichal Kumar, Raksha Pai and Rushikesh Shinde



477

QbD-driven solid dispersion development for enhanced solubility and dissolution of the BCS Class II drug voriconazole as a model drug

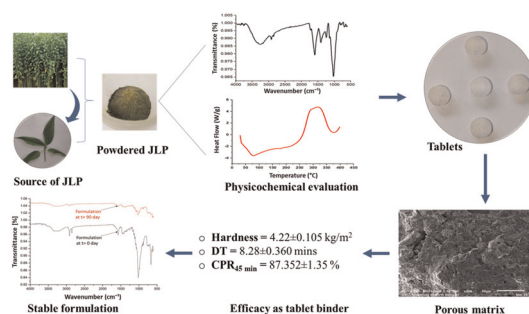
Bhaskar Daravath,* Shasidhar Goud Pendlimadugula, Uday Kiran Kummari, Ravi Teja C and Ajay Reddy K



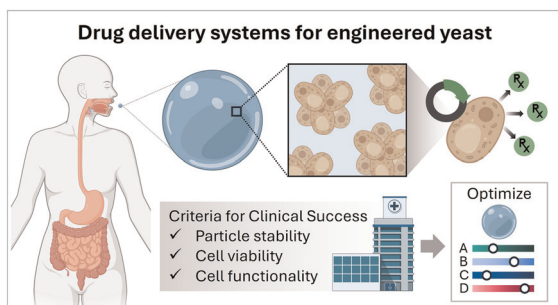
490

Extraction, characterization and evaluation of jute (*Corchorus olitorius*) leaf polysaccharide as a binding agent for matrix tablet formulation

Olivia Sen, Devlina Pal,* Tamal Jana, Sanchita Das,* Gouranga Nandi and Sreejan Manna*



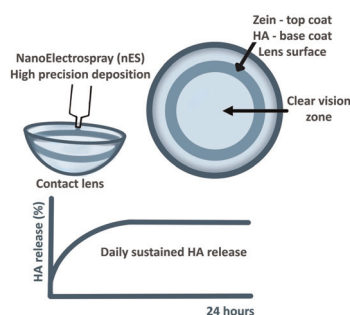
507



Effects of microparticle composition on colony morphology and viability of encapsulated therapeutic yeast for oral delivery

Emma Etter, Alita Miller, Timothy Little, Sri Sruthi Potluru, Srilekha Venkatraman and Juliane Nguyen*

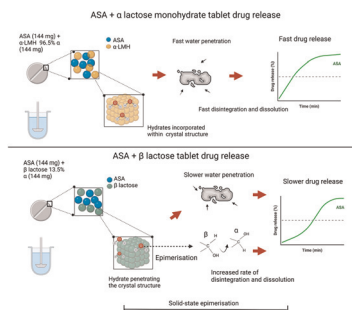
526



High-precision deposition and controlled release of high molecular weight hyaluronic acid from contact lens surfaces using nanoelectrospray

Rahul Tiwari, Matthew Alexander, Julie Sanderson, Robert A. Broad, Cheng-Chun Peng, Dharmendra Jani and Sheng Qi*

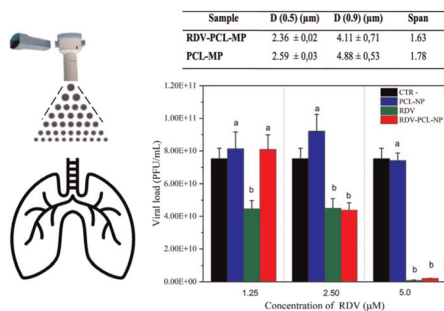
538



Evaluating the role of lactose anomeric composition in tablet disintegration and dissolution: a hidden variable in pharmaceutical formulation

Thamer Alzoubi, Gary P. Martin, Kendal Pitt, Hetvi Triboandas, Fangyi Chen, Abhimata Paramanandana and Paul G. Royall*

552



Polymeric nano-in-microparticles for pulmonary delivery of remdesivir against SARS-CoV-2

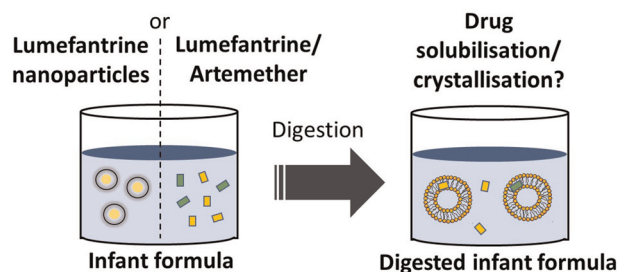
Alison Tatiana Madrid Sani, Brenno da Cunha Lima, Beatriz Moreira Rodrigues, Michelle Alvares Sarcinelli, Marcelo Henrique da Cunha Chaves, Helvécio Vinicius Antunes Rocha, Natália Neto Pereira Cerize, Maria Helena Ambrosio Zanin, Juliana Terzi Maricato, Valter Araujo Feitosa* and Carlota de Oliveira Rangel-Yagui*



564

Reformulating lumefantrine as Flash NanoPrecipitated particles and the impact of incorporation into milk-based formulations on drug solubilisation during digestion

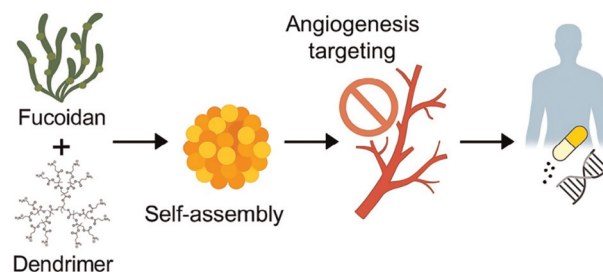
Malinda Salim, Kurt D. Ristroph, Thomas Eason, Gisela Ramirez, Andrew J. Clulow, Robert K. Prud'homme and Ben J. Boyd*



574

Fucoidan/bis-MPA-based dendrimer nanoparticles with intrinsic anti-angiogenic activity for oncology applications

Filipe Olim, Ana Duarte, Ana Rute Neves, Irene Rodriguez-Clemente, Joel T. Kidgell, Barbara C. Wimmer, Valentín Ceña and Helena Tomás*



585

Lung physiologically based pharmacokinetic modelling to predict sublingual buprenorphine kinetics following oral inhalation

Tobechi Brendan Nnanna,* Daniel Okwudili Nnamani, Elias Bestman Adikwu and Chisom Anthony Nnanna

