

COMMUNICATION

[View Article Online](#)
[View Journal](#)

Cite this: DOI: 10.1039/d5mr00109a

Received 27th August 2025
Accepted 6th October 2025

DOI: 10.1039/d5mr00109a

rsc.li/RSCMechanochem

Benzyne formations and reactions with amines under solvent-free conditions in a mixer mill

Ganesh Vijay Raskar,^{ab} Dipankar Roy^{ab} and Carsten Bolm^{ab} ^{*b}

Under solventfree mechanochemical conditions, treatment of Kobayashi's *o*-trimethylsilylphenyl triflate with tetrabutyl-ammonium fluoride hydrate (TBAF·H₂O) generates benzyne, which reacts with amines to give *N*-phenylated products.

Introduction

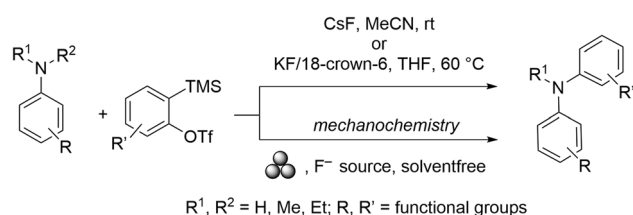
Aryl amines are key structural units in essentially all organic matter including natural products, pharmaceutical and crop protect agents, materials, and building blocks for synthesis.¹ Consequently, a wide range of methods for their preparation has been devised with numerous examples of reductive and cross-coupling processes.² In most of these amine syntheses, metals are essential as reactants or catalysts, and the reaction conditions are harsh. In contrast, *N*-arylations with arynes are transition-metal-free often proceeding at ambient temperature.^{3–5} For example, in seminal work, Liu and Larock demonstrated that primary and secondary amines reacted with *in situ* generated arynes to provide the corresponding mono- and diarylated products in high yields (Scheme 1).³ Later, Biju

and coworkers described that analogous transformations were possible by starting from aromatic *tert*-amines (Scheme 1).⁴ In both protocols, Kobayashi's *o*-silylaryl triflates served as precursors of the arynes,⁶ which were generated by addition of either CsF or a combination of KF and 18-crown-6. In those reactions, MeCN and THF were the respective solvents,^{3,4} leading to product formation at room temperature and 60 °C, respectively.

In 2019, IUPAC identified mechanochemistry as an emerging technology that increased sustainability in chemistry.⁷ Since then, its impact in organic synthesis and related areas has widely been documented.⁸ We now wondered if a mechanochemical approach could also improve the environmental footprint in generating arynes⁹ and using them in *N*-arylations of amines. To our delight, we found a first report on such transformations in the web.¹⁰ In 2020, Victor Hellgren had performed a “degree project C in chemistry” under the supervision of Lukasz Pilarski and Matic Hribersek at Uppsala University, and the resulting thesis was published on-line. Various aryne precursors were activated with a mixture of 5 equiv. of CsF and 3 equiv. of 18-crown-6 and the subsequent transformations with potential reactants (including *p*-toluidine as single amino nucleophile) were studied under various mechanochemical conditions using a shaker mill. The depicted (mostly) crude NMR spectra suggested positive reaction outcomes (after 1 h at 36 Hz). Seeing opportunities to improve mechanochemical amine *N*-arylation *via* arynes described by Hellgren, we decided to re-investigate the approach.

Results and discussion

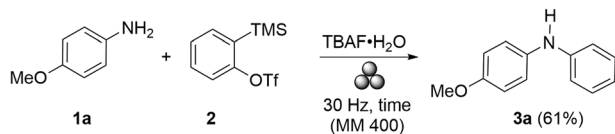
In the initial phase of our study, we chose *p*-methoxy aniline (**1a**) and *o*-trimethylsilylphenyl triflate (**2**) as representative starting materials (Scheme 2). The reactions were performed in a mixer mill (MM 400) with a stainless-steel (SS) jar and one ball of the same material. While in the first experiments a combination of KF and 18-crown-6 was used as fluoride source (to give **3a** in 62% yield), we pleasingly found that this mixture could be



Scheme 1 Known protocols of *N*-arylations *via* arynes (top),^{3,4} this work (bottom).

^aPI Industries Ltd, Udaisagar Road, Udaipur, 313001 Rajasthan, India

^bInstitute of Organic Chemistry, RWTH Aachen University, Landoltweg 1, D-52074 Aachen, Germany. E-mail: carsten.bolm@oc.rwth-aachen.de; Fax: +49 241 80 92 391; Tel: +49 24 80 94 675



Scheme 2 Test reaction for optimising the mechanochemical conditions.

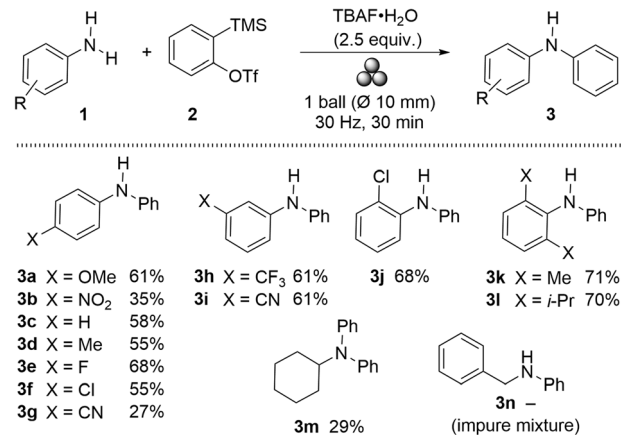
substituted by simple tetrabutylammonium fluoride hydrate (TBAF·H₂O). Thus, with 2.5 equiv. of TBAF and a 1.3-fold excess of **2** (with respect to **1a**), the yield of **3a** was 61% after 90 min of milling with 1 ball (ϕ 10 mm) at 30 Hz followed by work-up and isolation of the product by column chromatography. The attempt to use tetramethylammonium fluoride tetrahydrate remained unsuccessful. Shortening of the reaction time from 90 min to 30 min led to full conversion as well. The same result was observed after 30 min when the single ball (ϕ 10 mm) was substituted by 5 balls (ϕ 5 mm). In studies with KF and 18-crown-6 a change of the MM 400 to a planetary mill (PM 300) resulted in no significant change in the reaction outcome.¹¹ This was also true, when LAG conditions with acetonitrile and TBAF were applied (in the MM 400).¹²

Performing the reaction (in the MM 400) under the optimised conditions with *p*-nitro aniline (**1b**) instead of **1a** and using a combination of 1.3 equiv. of **2** and 3.0 equiv. of TBAF·H₂O gave diarylamine **3b** in 35% yield (Scheme 3).

Reducing the amount of TBAF·H₂O to only 2.0 equiv. had almost no effect, and **3b** was isolated in 32% yield. With 2.5 equiv. of TBAF·H₂O and using 3 balls of ϕ 7 mm instead of 1 ball of ϕ 10 mm gave **3b** in 28% yield. Milling of *p*-nitro aniline (**1b**) with 1.3 equiv. of **2** and 2.5 equiv. of TBAF·H₂O in a jar made of tungsten-carbide (WC) instead of SS and using a single WC ball (ϕ 10 mm) afforded **3b** in 27% yield.

The aforementioned results led us hypothesizing that electron-donating substituents on the aniline – as represented by *p*-OMe in **1a** – had a positive effect on the reaction outcome, whereas electron-withdrawing groups (such as *p*-NO₂ in **1b**) hampered the *N*-arylation. This view was largely supported by the subsequent results (Scheme 4).

In general, the yields for products stemming from anilines were in the 55–70% range. The only exceptions were, as expected, *p*-nitro- and *p*-cyano-substituted compounds **3b** and **3g** which were obtained in only 35% and 27%, respectively. The highest yield among *para*-substituted anilines was observed for **3e** bearing a *p*-fluoro substituent (68%). Products **3h** and **3i** with *meta*-CF₃ and -CN groups were both obtained in 61% yield. To our surprise, anilines with *ortho*-substituents (**1j–l**) reacted very

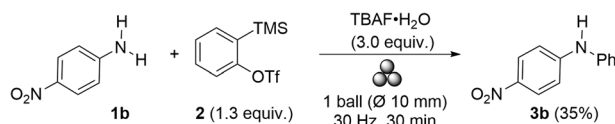


Scheme 4 Substrate scope of the mechanochemical *N*-phenylation.

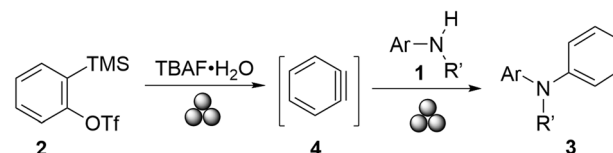
well providing the corresponding products in yields of 68%, 70%, and 71%, respectively. More in depth studies with *ortho*-chloro-substituted aniline **1j** showed that the use of 3 balls of ϕ 7 mm (instead of 1 ball of ϕ 10 mm) had only a minor effect on the yield of **3j** (60% *versus* 68%). Switching to the WC equipment as before gave **3j** in 60% yield. Reactions of non-aromatic amines were of low productivity as revealed by the data for (cyclohexyl)diphenylamine (**3m**) which was obtained by double phenylation of cyclohexylamine in only 29% yield and benzylphenylamine (**3n**) being part of a non-separable product mixture. It is well possible that the phenylation of **1m** provided some of the mono-*N*-phenylated (or over-*N*-arylated) product as well, but under the standard work-up conditions it remained undetected.

In terms of the mechanism, we believe to be in line with former proposals (Scheme 5).^{3–5}

Benzyne (**4**) is generated from *o*-trimethylsilylphenyl triflate (**2**) by activation with fluoride. Remarkably, under these solvent-free mechanochemical conditions, simple tetrabutylammonium fluoride hydrate can be used as fluoride source thereby avoiding more expensive and complex reagent combinations (such as CsF or KF/18-crown-6). Subsequent amine-to-benzyne additions provide the *N*-phenylated products **3**. Of note is that the generated byproducts (including TMS-F or their hydrolysed counterparts as well as TBAOTf) do not seem to interfere the product formation. The same is true for the possible di- or trimerisation reactions of **4**, which appear to play a minor role only (if any). Products of such reactions have neither been observed nor isolated.



Scheme 3 *N*-Arylation of **1b** with **2** and TBAF under the optimised conditions.



Scheme 5 Mechanistic proposal for the *N*-arylation.



Conclusions

In summary, we investigated mechanochemical *N*-phenylations of amines proceeding *via* benzyne. The aryne precursor (*o*-trimethylsilylphenyl triflate) is readily available, and can easily be activated by tetrabutylammonium fluoride hydrate. Under solventfree conditions, the *in situ* generated benzyne then reacts with amines to give their *N*-phenylated counterparts.

Author contributions

G. R. and D. R. carried out the experiments and data analysis. C. B. conceptualised, supervised, and administrated the project. He also wrote the initial draft of the manuscript. All authors have read and agreed to the published version of the manuscript.

Conflicts of interest

G. V. R. and D. R. are employed by PI Industries Ltd.

Data availability

The data supporting this article have been included as part of the supplementary information (SI). Supplementary information: experimental details, NMR spectra and data. See DOI: <https://doi.org/10.1039/d5mr00109a>.

Acknowledgements

All authors thank PI Industries Ltd for supporting G. V. R. and D. R. during their stay at RWTH Aachen University and for funding of the project. RWTH Aachen University is acknowledged for general support.

Notes and references

- 1 S. A. Lawrence, *Amines: Synthesis, Properties and Applications*, Cambridge University Press, Cambridge, 2004.
- 2 For selected reviews, see: (a) W. Guo, Y. Zheng, W. Xiang and Y. Zhang, *RSC Sustain.*, 2025, **3**, 243–254; (b) P. Ruiz-Castillo and S. L. Buchwald, *Chem. Rev.*, 2016, **116**, 12564–12649; (c) S. Bhunia, G. G. Pawar, S. V. Kumar, Y. Jiang and D. Ma, *Angew. Chem., Int. Ed.*, 2017, **56**, 16136–16179; (d) J. X. Qiao and P. Y. S. Lam, in *Boronic Acids: Preparation and Applications in Organic Synthesis, Medicine and Materials*, ed. D. G. Hall, Wiley-VCH, 2nd edn, 2011, pp. 315–361.
- 3 (a) Z. Liu and R. C. Larock, *Org. Lett.*, 2003, **5**, 4573–4675; (b) Z. Liu and R. C. Larock, *J. Org. Chem.*, 2006, **71**, 3198–3209.
- 4 (a) S. S. Bhojgude, T. Kaicharla and A. T. Biju, *Org. Lett.*, 2013, **15**, 5452–5455; (b) S. S. Bhojgude, A. Bhunia and A. T. Biju, *Acc. Chem. Res.*, 2016, **49**, 1658–1670.
- 5 For a recent comprehensive overview on the chemistry of aryne, see: N. Kim, M. Choi, S.-E. Suh and D. M. Chenoweth, *Chem. Rev.*, 2024, **124**, 11435–11522.
- 6 (a) Y. Himeshima, T. Sonoda and H. Kobayashi, *Chem. Lett.*, 1983, 1211–1214; (b) for a review, see: J. Shi, L. Li and Y. Li, *Chem. Rev.*, 2021, **121**, 3892–4044.
- 7 (a) F. Gomollón-Bel, *Chem. Int.*, 2019, **41**, 12–17; (b) K. J. Ardila-Fierro and J. G. Hernández, *ChemSusChem*, 2021, **14**, 2145–2162; (c) J. Alić, M.-C. Schlegel, F. Emmerling and T. Stolar, *Angew. Chem., Int. Ed.*, 2024, **63**, e202414745.
- 8 (a) J. Batteas, K. G. Blank, E. Colacino, F. Emmerling, T. Friščić, J. Mack, J. Moore, M. E. Rivas and W. Tysoe, *RSC Mechanochem.*, 2025, **2**, 10–19; (b) I. d'Anciães, A. Silva, E. Bartalucci, C. Bolm and T. Wiegand, *Adv. Mater.*, 2023, **35**, 2304092; (c) E. Juaristi and C. G. Avila-Ortiz, *Synthesis*, 2023, **55**, 2439–2459; (d) M. T. J. Williams, L. C. Morrill and D. L. Browne, *ChemSusChem*, 2022, **15**, e202102157; (e) O. Bento, F. Luttringer, T. M. El Dine, N. Pétry, X. Bantreil and F. Lamaty, *Eur. J. Org. Chem.*, 2022, e202101516; (f) D. Virieux, F. Delogu, A. Procheddu, F. Garcia and E. Colacino, *J. Org. Chem.*, 2021, **86**, 13885–13894; (g) T. Chatterjee and B. C. Ranu, *J. Org. Chem.*, 2021, **86**, 13895–13910; (h) T. Friščić, C. Mottillo and H. M. Titi, *Angew. Chem., Int. Ed.*, 2020, **59**, 1018–1029; (i) S. Mateti, M. Mathesh, Z. Liu, T. Tao, T. Ramireddy, A. M. Glushenkov, W. Yang and Y. I. Chen, *Chem. Commun.*, 2021, **57**, 1080–1092; (j) A. Porcheddu, E. Colacino, L. de Luca and F. Delogu, *ACS Catal.*, 2020, **10**, 8344–8394; (k) M. Pérez-Venegas and E. Juaristi, *ACS Sustainable Chem. Eng.*, 2020, **8**, 8881–8893; (l) W. Pickhardt, S. Grätz and L. Borchardt, *Chem.-Eur. J.*, 2020, **26**, 12903–12911; (m) K. Kubota and H. Ito, *Trends Chem.*, 2020, **2**, 1066–1081; (n) I. N. Egorov, S. Santra, D. S. Kopchuk, I. S. Kovalev, G. V. Zyryanov, A. Majee, B. C. Ranu, V. L. Rusinov and O. N. Chupakhin, *Green Chem.*, 2020, **22**, 302–315; (o) C. Bolm and J. G. Hernández, *Angew. Chem., Int. Ed.*, 2019, **58**, 3285–3299; (p) E. Colacino, A. Porcheddu, C. Charnay and F. Delogu, *React. Chem. Eng.*, 2019, **4**, 1179–1188; (q) J. L. Howard, Q. Cao and D. L. Browne, *Chem. Sci.*, 2018, **9**, 3080–3094; (r) J. G. Hernández and C. Bolm, *ChemSusChem*, 2018, **11**, 1410–1420; (s) D. Tan and T. Friščić, *Eur. J. Org. Chem.*, 2018, 18–33; (t) J. G. Hernández and C. Bolm, *J. Org. Chem.*, 2017, **82**, 4007–4019; (u) J. L. Do and T. Friscic, *ACS Cent. Sci.*, 2017, **3**, 13–19; (v) D. Tan, L. Loots and T. Friščić, *Chem. Commun.*, 2016, **52**, 7760–7781; (w) S. L. James, C. J. Adams, C. Bolm, D. Braga, P. Collier, T. Friščić, F. Grepioni, K. D. M. Harris, G. Hyett, W. Jones, A. Krebs, J. Mack, L. Maini, A. G. Orpen, I. P. Parkin, W. C. Shearouse, J. W. Steed and D. C. Waddell, *Chem. Soc. Rev.*, 2012, **41**, 413–447; (x) A. Bruckmann, A. Krebs and C. Bolm, *Green Chem.*, 2008, **10**, 1131–1141; (y) B. Rodriguez, T. Rantanen, A. Bruckmann and C. Bolm, *Adv. Synth. Catal.*, 2007, **349**, 2213–2233.
- 9 For the use of ultrasound in the mechanochemical generation of arynes from benzocyclobutenes, see: Q. Cheng and G. De Bo, *Chem. Sci.*, 2024, **15**, 13181–13184.
- 10 V. Hellgren, *Degree Project C in Chemistry, 1KB010*, Uppsala University, Department of Chemistry, 2020.



- 11 Milling of 2.5 equiv. of KF in combination with 2.5 equiv. of 18-crown-6 in a PM 300 ball mill equipped with a SS jar (12 mL) and two SS balls (10 mm) at 700 rpm for 90 min gave **3a** in 65% yield. Using TBAF under similar conditions, provided **3a** in a yield of 64%.
- 12 The attempt to use LAG with MeCN and a combination of KF and 18-crown-6 in the PM 300 let to **3a** in 40% yield.

