



Cite this: DOI: 10.1039/d5fb00528k

## Development and performance evaluation of a cashew (*Anacardium occidentale* L.) juice extraction machine

A. K. Aremu,<sup>a</sup> S. O. Adakole<sup>a</sup> and T. O. Ajao \*<sup>ab</sup>

Despite the nutritional value of cashew apples (*Anacardium occidentale* L.), commercial utilization remains focused primarily on the nut, leading to the wastage of large quantities of unprocessed apples. To address this challenge, a cashew juice extraction machine was developed, its performance was optimized with respect to machine parameters, and the quality of the juice was assessed using response surface methodology. The machine comprises a hopper, belt and pulley arrangement, reduction gear, top cover, frame, and extraction chamber. The major material used was stainless steel. During the extraction process, the screw conveyor presses the cashew apples against the concave sieve, extracting juice through abrasion. The performance of the machine was evaluated and optimized using response surface methodology. Data analysis was performed using analysis of variance. The optimum juice extraction efficiency and juice yield were 85.05% and 72.42%, respectively, at a screw speed of 80 rpm and a feed input of 1.5 kg for very ripe cashew apples. For ripe cashew apples, the maximum extraction loss (20%) was observed at a screw speed of 60 rpm and a feed input of 2 kg, while the minimum loss (3.33%) occurred for very ripe samples at a screw speed of 80 rpm and a feed input of 1.5 kg. The optimized operating conditions were a screw speed of 88.53 rpm and a feed input of 1.726 kg for very ripe cashew apples, and 91.05 rpm and 1.724 kg, respectively, for ripe samples. The physicochemical analysis of the extracted juice showed that ripe cashew apple juice contained 198 mg/100 g of vitamin C, had a pH of 3.37, total sugar content of 21.67%, titrable acidity (TTA) of 0.38%, tannin content of 0.17%, moisture content of 72.83%, and total soluble solids (TSS) of 10 °Brix. The sensory evaluation of cashew ripe juice was highest at 7.40 ± 1.35. In conclusion, the most nutritious juice was obtained from very ripe cashew apples. This machine proved to enhance cashew apple juice production and therefore reduce waste, especially during its bountiful harvest.

Received 27th August 2025  
Accepted 20th February 2026

DOI: 10.1039/d5fb00528k

rsc.li/susfoodtech

### Sustainability spotlight

This study promotes sustainability by developing and evaluating a cashew juice extraction machine that enhances resource efficiency, reduces postharvest losses, and supports value addition in cashew processing. By enabling smallholder farmers and processors to maximize juice recovery from cashew apples, often discarded as waste, this study contributes to food security, income generation, and sustainable agricultural practices. It aligns with the UN Sustainable Development Goals (SDGs), 2 (Zero Hunger), 8 (Decent Work and Economic Growth), and 12 (Responsible Consumption and Production) by fostering the efficient utilization of agricultural produce and minimizing environmental waste.

## 1 Introduction

Cashew (*Anacardium occidentale* L.) produces a composite fruit consisting of the cashew nut, true botanical fruit, and cashew apple, which is a fleshy pseudofruit that accounts for nearly 90% of the total fruit mass.<sup>1</sup> The cashew apple is nutritionally rich, containing high levels of reducing sugars, vitamins,

minerals, carotenoids, phenolic compounds and antioxidants. Its ascorbic acid content ( $\approx 240$  mg/100 g) is about six times higher than that of citrus fruits, making it a valuable source of vitamin C.<sup>2</sup> Despite this nutritional importance, cashew apples have limited commercial value in many producing countries, including Nigeria, where only 6–10% is consumed or processed.<sup>3</sup> Consequently, millions of tons of cashew apples are left to waste annually even though they could serve as raw materials for juices and other value-added products.<sup>4</sup>

The cashew apple is highly perishable and can only be stored for about four days under ambient conditions. Large post-harvest losses occur during the peak season due to inadequate

<sup>a</sup>Department of Agricultural and Environmental Engineering, Faculty of Technology, University of Ibadan, Ibadan, Nigeria. E-mail: ajaotaiwooluwatoyin@gmail.com

<sup>b</sup>Postharvest Engineering Research Department, Nigerian Stored Products Research Institute (NSPRI), 3 Stone Road, Onireke, Ibadan, Nigeria



storage and limited processing capacity.<sup>5</sup> In addition, its inherent astringency and tannin content require proper processing to obtain acceptable juice products.<sup>6</sup> Various processing options such as jam, candy, beverages, syrup, and fermented drinks have been explored,<sup>7</sup> but juice extraction remains one of the most practical pathways for reducing waste and increasing economic returns.

However, existing fruit juice extractors that are designed mainly for citrus, mango, or pineapple are generally unsuitable for cashew apples, yielding low extraction efficiencies and poor-quality juice. Although a manual cashew apple juice extractor with relatively high efficiency was developed by ref. 8, its throughput was limited. A motorized extractor was later proposed by ref. 9, but its performance could not be evaluated due to the lack of fresh apples. These gaps highlight the need for a dedicated cashew juice extraction machine that is not only locally made but also capable of being systematically evaluated under varying operational conditions.

In view of this, the present study focuses on the development and specifically on the performance evaluation of a cashew juice extraction machine, with an emphasis on machine configuration, operational principles, and key performance parameters necessary for optimizing extraction efficiency and supporting cashew apple value addition.

## 2 Materials and methods

### 2.1 Design consideration

The cashew apple juice extractor was designed to process fresh cashew apples efficiently, considering their size, shape, and mechanical properties according to ref. 10 and 11. The design prioritized durability, hygiene, and ease of maintenance while ensuring that the components could be fabricated or replaced using locally available materials. Stainless steel (1.5 mm thick) was selected for all contact surfaces and structural elements due to its corrosion resistance, strength, and suitability for food-grade applications.

### 2.2 Key components

**2.2.1 Hopper.** A pyramidal hopper was used to store and feed the cashew apples gradually into the extraction chamber by gravity. The hopper has a capacity of approximately 5 kg, allowing for continuous operation without frequent refilling.

**2.2.2 Screw conveyor/auger.** The extraction chamber contains a screw conveyor with a decreasing pitch to maximize juice extraction efficiency. The auger is driven by an electric motor at 100 rpm. Its design ensures effective crushing, squeezing, and separation of juice from the fruit pulp.

**2.2.3 Drive system.** A 2 hp electric motor powers the auger via a belt and pulley system. A speed reduction ratio of 10 : 1 allows the motor to operate at an optimal speed while achieving the desired auger rotation. The pulley, belt, and shaft components were selected for rigidity, load handling, and operational reliability.

**2.2.4 Frame and housing.** The entire assembly is supported by a rigid stainless steel frame designed for stability, ease of cleaning, and safety during operation.

### 2.3 Machine capacity and power requirement

- Theoretical extraction capacity: 11.4 kg h<sup>-1</sup>.
- Volumetric capacity: 12.6 L h<sup>-1</sup>.
- Total power requirement: 0.846 kW, satisfied using a 2 hp electric motor.

These specifications were used to guide the performance evaluation of the machine, including the juice yield, extraction efficiency, and operational stability.

### 2.4 Operational overview

In operation, cashew apples are loaded into the hopper and conveyed by the auger through the extraction chamber, and the juice is separated and collected. The screw pitch design ensures progressive crushing and efficient juice extraction while minimizing damage to the equipment.

### 2.5 Description and principle of operation of the cashew apple juice extractor

The developed cashew apple juice extractor consists of a feed hopper, extraction chamber, screw conveyor, concave sieve, power transmission unit, and supporting frame. Orthographic and exploded views of the machine are depicted in Fig. 1, while a pictorial view is shown in Fig. 2.

**2.5.1 Description of components.** The feed hopper stores and guides the cashew apples into the extraction chamber by gravity. It is fabricated from food-grade stainless steel to ensure hygiene and durability. The extraction chamber houses a screw conveyor and a concave sieve. The screw conveyor, driven at a reduced speed through the motor-pulley-belt system, has a decreasing pitch along its length to promote progressive crushing and compression of the fruits. The concave sieve beneath the auger filters the juice, ensuring a smooth extract with minimal pulp.

The extraction chamber provides two outlets:

**2.5.1.1 Juice outlet.** It is located beneath the sieve, through which the filtered juice flows into the collection basin.

**2.5.1.2 Residue outlet.** It is positioned at the posterior end of the chamber for the discharge of the pressed fruit pomace.

The power unit comprises a 2 hp single-phase electric motor connected to belts, pulleys, and a reduction gear, which delivers the required speed and torque for effective extraction. All components are mounted on a rigid steel frame that provides stability during operation.

**2.5.2 Principle of operation.** Before the operation, all components were assembled, aligned, and tightened. The machine was activated by switching on the electric motor. Cashew apples of known weight were introduced into the feed hopper, from where they moved into the extraction chamber. As the screw conveyor rotated, the fruits were crushed and compressed between the auger flights, top cover, and concave sieve. This compressive action released the juice, which passed



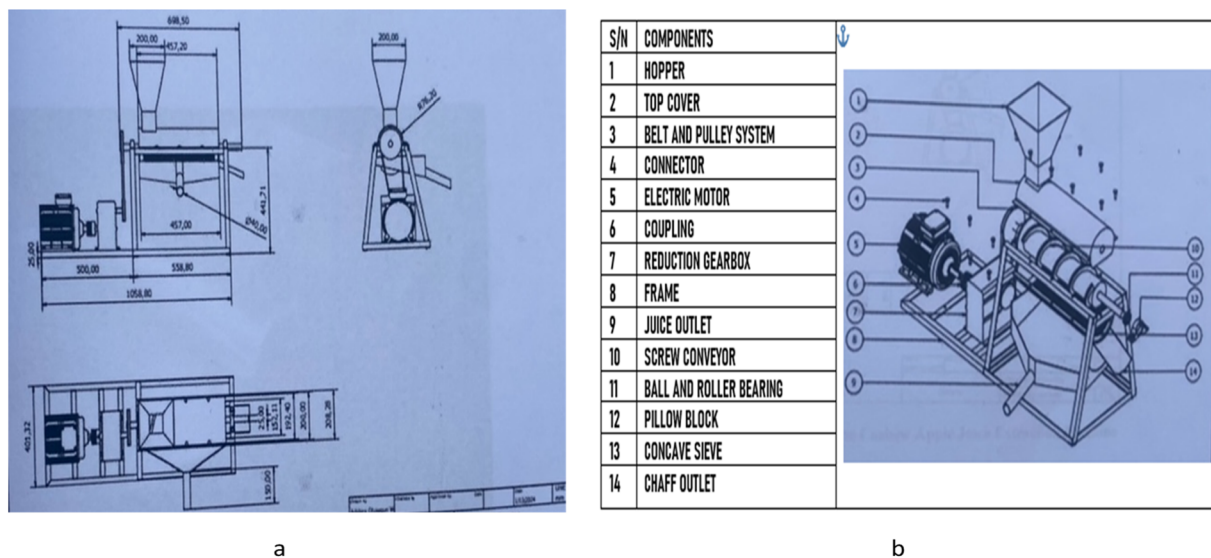


Fig. 1 (a) Orthographic drawing of the cashew apple juice extractor. (b) Exploded drawing of the cashew apple juice extraction machine.



Fig. 2 Assembled motorized cashew apple juice extraction machine.

through the sieve and was collected beneath the chamber. The de-juiced residue was simultaneously expelled through the residue outlet. The combined action of controlled screw compression, filtration through the concave sieve, and continuous discharge of juice and pomace enables steady, efficient extraction of cashew apple juice.

## 2.6 Performance evaluation of the machine

Parameters such as juice yield, extraction efficiency, and extraction losses, as expressed in eqn (1)–(3), respectively, as stated by ref. 12 and 13, were used to determine the optimum juice extraction performance of the machine, and the factors considered were speed, feed input, and degree of ripeness. Hence, freshly harvested ripe and very ripe cashew apples were procured from Bodija market in Ibadan, Oyo State, Nigeria (7.4344 °N, 3.9131 °E). The cashew apple samples were washed, cleaned, sorted, weighed into portions (1, 1.5, and 2.0 kg) and then fed into the extractor. All necessary data were recorded. Design expert software version 13.0.5.0 was used for the evaluation using Response Surface Methodology.

$$\text{Juice yield, } J_y = \frac{100 W_{JE}}{W_{RW}} \%, \quad (1)$$

$$\text{Juice extraction efficiency, } J_E = \frac{100 W_{JE}}{X \times W_{FS}} \%, \quad (2)$$

$$\text{Juice loss, } J_L = \frac{100[W_{FS} - (W_{JE} + W_{RW})]}{W_{FS}} \%, \quad (3)$$

$$\text{Juice constant, } X = \frac{(W_{JE} + W_{FS})}{W_{FS}},$$

where  $W_{JE}$  is the weight of juice extracted (kg),  $W_{RW}$  is the weight of residual waste (kg), and  $W_{FS}$  is the weight of the feed sample (kg).

The throughput capacity was determined using eqn (4) according to ref. 14:

$$T_c = \frac{Q_F}{T}, \quad (4)$$

where  $Q_F$  is the quantity of cashew apple fed into the machine (kg) and  $T$  is the time required (min).

## 2.7 Quality evaluation of juice extracted

The extracted cashew apple juice was evaluated for both physico-chemical and sensory properties. After extraction, juice samples were collected in clean plastic bottles and refrigerated at 4 °C until analysis.

**2.7.1 Physico-chemical analysis.** The physico-chemical properties of juice extracted from ripe and very ripe cashew apples were determined to evaluate the influence of fruit maturity on juice quality and extractor performance. Juice samples were collected immediately after extraction, stored in airtight food-grade plastic bottles, and refrigerated at 4 °C prior to analysis. All determinations were performed in triplicate following standard AOAC (2019) procedures according to ref. 15 and 16.



The following parameters were measured using standard procedures:

**2.7.1.1 pH.** The pH of each juice sample was measured using a calibrated digital pH meter.

**2.7.1.2 Titratable acidity (TA).** TTA was determined by titration with a standardized NaOH solution and expressed as a percentage of citric acid.

**2.7.1.3 Total soluble solids (TSS).** TSS was measured using a digital hand-held refractometer and is reported in °Brix.

**2.7.1.4 Vitamin C (ascorbic acid) content.** Vitamin C content was determined by 2, 6-dichlorophenol-indophenol titration and expressed as mg/100 mL of juice.

**2.7.1.5 Total sugar content.** Total sugar was determined using the Lane and Eynon method and expressed as a percentage (%).

**2.7.1.6 Tannin content.** Tannin content was determined using the Folin-Denis colorimetric method and expressed as a percentage (%).

**2.7.1.7 Moisture content.** Moisture content was evaluated using the oven-drying method at 105 °C until constant weight was achieved.

**2.7.2 Sensory evaluation.** A semi-trained panel of 20 assessors evaluated the juice using a 9-point hedonic scale. Samples were coded and served chilled (10–12 °C) according to ref. 17–19. Panelists assessed.

- Appearance/colour
- Aroma
- Taste (sweetness and astringency)
- Overall acceptability.

The panelists rinsed their mouths with water between samples to minimize bias. Ethical considerations and informed consent were followed.

**2.7.3 Statistical analysis.** All data were analyzed using Analysis of Variance (ANOVA), and significant differences between the means of ripe and very ripe juice samples were separated using Tukey's HSD test at a 5% significance level. Statistical analysis was conducted using SPSS version 23.0.

## 3 Results and discussion

### 3.1 Effect of operating parameters on extraction efficiency

The effects of extraction speed, feed input, and degree of ripeness on extraction efficiency, juice yield, extraction loss, and throughput capacity were statistically analysed to evaluate the performance of the machine (Table 1). Extraction efficiency generally increased as the extraction speed increased from 60 to 80 rpm, indicating that a higher rotational speed enhanced the compressive force exerted by the screw shaft on the cashew apple, thereby improving juice release. However, when the speed increased further to 100 rpm, the extraction efficiency slightly decreased compared with the value obtained at 80 rpm. This reduction may be attributed to the shorter retention time of the crushed cashew apple within the extraction chamber, which limited adequate juice separation.

The minimum extraction efficiency (57.14%) was observed at 60 rpm with 1 kg feed input for ripe apples, while the maximum efficiency (87.50%) occurred at 80 rpm with 1.5 kg feed input for very ripe apples. This indicates that moderate speed provides sufficient compression and residence time for effective juice extraction.

The ANOVA results (Table 2) show that the developed quadratic model was statistically significant ( $p < 0.0001$ ), indicating that the model adequately describes the relationship between the factors and extraction efficiency. Among the factors studied, extraction speed (*A*), feed input (*B*), and degree of

Table 1 Experimental design table and the corresponding results for the responses

Runs	Factor 1 A: Speed (rpm)	Factor 2 B: Feed input (kg)	Factor 4 C: Degree of ripeness	Response 1 Extraction efficiency (%)	Response 2 Juice yield (%)	Response 3 Extraction loss (%)	Response 4 Throughput capacity (kg h <sup>-1</sup> )
1	60	1.5	Very ripe	73.06	60.15	11.33	45.00
2	80	1.5	Very ripe	83.33	71.43	6.67	51.43
3	80	2	Ripe	79.86	65.71	12.50	52.17
4	60	1	Ripe	57.14	44.44	10.00	29.27
5	80	2	Ripe	79.86	65.71	12.50	52.17
6	100	1.5	Ripe	77.63	65.38	13.33	60.00
7	80	1	Ripe	73.33	64.71	15.00	40.00
8	100	1.5	Ripe	78.95	66.67	10.00	60.81
9	80	1	Very ripe	75.00	66.66	10.00	38.71
10	80	1.5	Very ripe	84.34	73.43	4.67	51.14
11	80	2	Very ripe	81.25	68.42	5.00	57.69
12	80	1	Ripe	72.60	63.86	17.00	44.44
13	60	1	Very ripe	69.23	48.39	7.00	33.33
14	100	2	Very ripe	79.73	66.29	11.00	70.59
15	80	1.5	Very ripe	87.50	72.41	3.33	50.00
16	60	1.5	Ripe	68.49	57.69	13.33	40.91
17	60	2	Very ripe	78.36	63.64	17.50	48.00
18	100	1	Very ripe	76.92	58.82	15.00	50.00
19	60	2	Ripe	62.50	56.25	20.00	38.59



Table 2 ANOVA for the quadratic model (Response 1: extraction efficiency)

Source	Sum of squares	df	Mean square	F-Value	P-Value	
Model	968.21	8	121.03	19.84	<0.0001	Significant
A: Speed	219.87	1	219.87	36.05	0.0001	
B: Feed input	73.01	1	73.01	11.97	0.0061	
C: Degree of ripeness	167.30	1	167.30	27.43	0.0004	
AB	5.17	1	5.17	0.8474	0.3790	
AC	36.16	1	36.16	5.93	0.0352	
BC	1.34	1	1.34	0.2195	0.6495	
A <sup>2</sup>	222.11	1	222.11	36.42	0.0001	
B <sup>2</sup>	39.03	1	39.03	6.40	0.0299	
Residual	60.99	10	6.10			
Lack of fit	50.37	5	10.07	4.75	0.0563	Not significant
Pure error	10.61	5	2.12			
Cor. total	1029.20	18				

Fit statistics			
Std. Dev.	2.47	R <sup>2</sup>	0.9407
Mean	76.01	Adjusted R <sup>2</sup>	0.8933
C. V. %	3.25	Predicted R <sup>2</sup>	0.6866
		Adeq precision	15.7889

ripeness (*C*) had significant effects on extraction efficiency ( $p < 0.05$ ). Additionally, the interaction between extraction speed and degree of ripeness (*AC*) was significant, suggesting that the influence of speed on efficiency varies depending on the ripeness of the cashew apple. However, the interaction terms *AB* (speed  $\times$  feed input) and *BC* (feed input  $\times$  degree of ripeness) were statistically insignificant.

The model also showed significant quadratic effects of speed (*A*<sup>2</sup>) and feed input (*B*<sup>2</sup>), indicating the presence of curvature in the response surface and suggesting the existence of an optimum operating condition. Fig. 3 illustrates that increasing both feed input and extraction speed resulted in higher extraction efficiency up to an optimum point, after which efficiency declined. Similar observations were reported by ref. 20 for a motorized juice extractor, by ref. 21 for a portable motorized pineapple juice extractor and by ref. 22 for a portable

motorized pineapple juice extractor, where moderate operating speeds provided optimal juice recovery.

Furthermore, very ripe cashew apples exhibited higher extraction efficiency than ripe apples, which can be attributed to their higher moisture content and softer tissue structure, facilitating easier juice release during mechanical pressing.

The model showed good predictive capability with a coefficient of determination (*R*<sup>2</sup>) of 0.9407, indicating that approximately 94.07% of the variability in extraction efficiency was explained by the model. The adjusted *R*<sup>2</sup> (0.8933) was also in close agreement with the *R*<sup>2</sup> value, confirming the adequacy of the model. In addition, the lack-of-fit test was not significant ( $p = 0.0563$ ), indicating that the model adequately fits the experimental data. The adequate precision value of 15.79 further suggests a strong signal-to-noise ratio, confirming that the model can be used to navigate the design space.

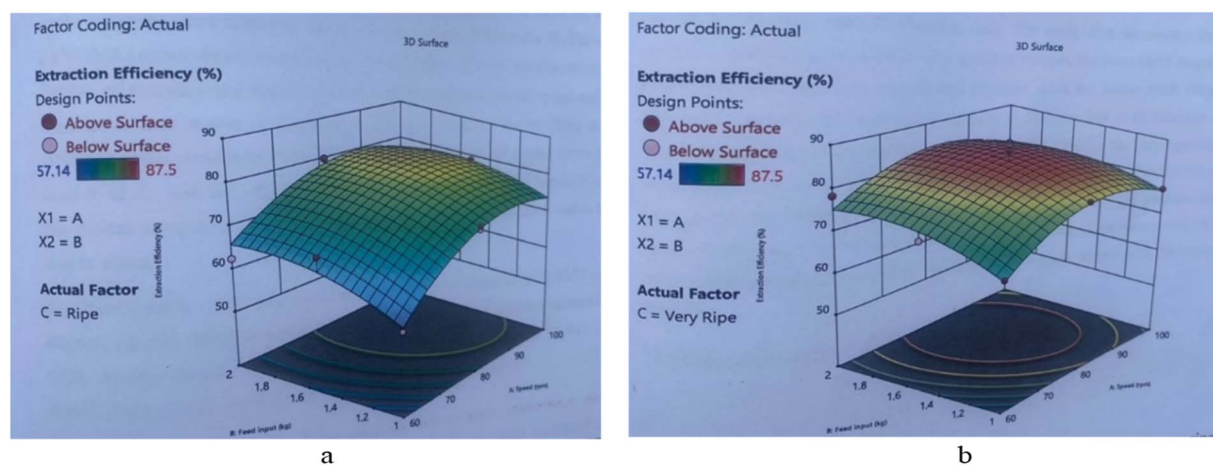


Fig. 3 (a) Response surface of the extraction efficiency for ripe cashew apples. (b) Response surface of the extraction efficiency for very ripe cashew apples.



Table 3 ANOVA for the quadratic model (Response 2: juice yield)

Source	Sum of squares	df	Mean square	F-Value	P-Value	
Model	989.09	8	123.64	32.47	<0.0001	Significant
A: Speed	164.40	1	164.40	43.18	<0.0001	
B: Feed input	127.66	1	127.66	33.53	0.0002	
C: Degree of ripeness	20.30	1	20.30	5.33	0.0436	
AB	35.45	1	35.45	9.31	0.0122	
AC	6.36	1	6.36	1.67	0.2254	
BC	19.13	1	19.13	5.02	0.0489	
A <sup>2</sup>	338.31	1	338.31	88.85	<0.0001	
B <sup>2</sup>	102.26	1	102.26	26.86	0.0004	
Residual	38.08	10	3.81			
Lack of fit	30.79	5	6.16	4.23	0.0698	Not significant
Pure error	7.28	5	1.46			
Cor. total	1027.17	18				

Fit statistics			
Std. Dev.	1.95	R <sup>2</sup>	0.9629
Mean	63.13	Adjusted R <sup>2</sup>	0.9333
C. V. %	3.09	Predicted R <sup>2</sup>	0.7283
		Adeq precision	18.9414

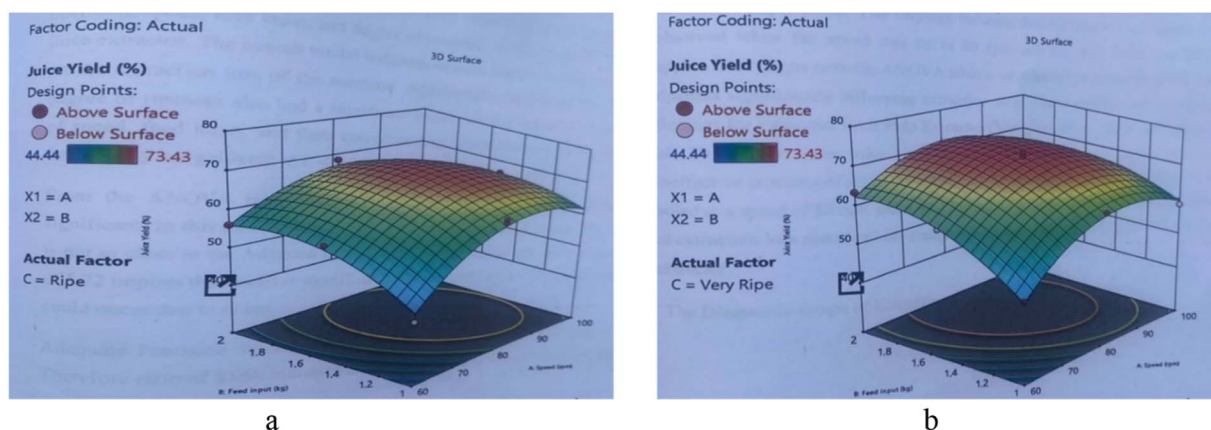


Fig. 4 (a) Response surface of the juice yield for ripe cashew apples. (b) Response surface of the juice yield for very ripe cashew apples.

### 3.2 Effect of operating parameters on juice yield

The effect of operating parameters on juice yield was evaluated using Analysis of Variance (ANOVA), and the results are presented in Table 3. Operational speed, feed input, and degree of ripeness significantly affected juice yield ( $p < 0.05$ ), as well as the interactions between operational speed and feed input, and between the feed input and degree of ripeness. Fig. 4 shows that juice yield increased as the speed and feed input increased. The highest juice yield was observed at feed input (1.5 kg), followed by 3 kg due to a high rate of extraction loss. At 60 rpm, the juice yield decreased due to a low extraction rate as a result of insufficient pressure from the screw shaft on the cashew apples. However, an increased speed (80–100 rpm) led to an increase in juice yield. The highest juice yield (73.43%) for very ripe cashew apples was at 80 rpm with a feed input of 1.5 kg. The lowest juice yield (44.44%) for ripe cashew apples was at 60 rpm with a feed

input of 1 kg. This is in line with the findings from ref. 12 and 22.

### 3.3 Effect of operating parameters on extraction loss

The results of the analysis of variance (ANOVA) for the evaluation of the impact of operating speed, feed input, and degree of ripeness on the extraction loss of the cashew apple juice extractor are presented in Table 4. This indicates that the degree of ripeness had a significant effect on the extraction loss of the machine. The interaction between speed and the degree of ripeness also had no significant impact on extraction loss. However, the effects of speed, feed input, and their corresponding interactions with the degree of ripeness are not significant at  $P < 0.05$ . Fig. 5 depicts that the highest extraction loss (20%) was observed at 60 rpm and a feed input (2 kg) of ripe cashew apples. These results agree with those of the Kendu pulper<sup>23</sup> and Palmyrah fruit pulp extractor.<sup>24</sup> The lower juice



Table 4 ANOVA for the quadratic model (Response 3: extraction loss)

Source	Sum of squares	df	Mean square	F-Value	P-Value	
Model	340.00	8	42.50	5.72	0.0064	Significant
A: Speed	0.2295	1	0.2295	0.0309	0.8640	
B: Feed input	0.0371	1	0.0371	0.0050	0.9451	
C: Degree of ripeness	101.41	1	101.41	13.65	0.0041	
AB	103.55	1	103.55	13.94	0.0039	
AC	0.1088	1	0.1088	0.0146	0.9061	
BC	11.89	1	11.89	1.60	0.2345	
A <sup>2</sup>	62.95	1	62.95	8.47	0.0155	
B <sup>2</sup>	42.64	1	42.64	5.74	0.0376	
Residual	74.29	10	7.43			
Lack of fit	61.10	5	12.22	4.63	0.0590	Not significant
Pure error	13.19	5	2.64			
Cor. total	414.29	18				

Fit statistics			
Std. Dev.	2.73	R <sup>2</sup>	0.8207
Mean	11.06	Adjusted R <sup>2</sup>	0.6772
C. V. %	24.64	Predicted R <sup>2</sup>	0.0139
		Adeq precision	8.0844

yield resulted from insufficient screw shaft speed, leading to ineffective crushing of the cashew apples. Additionally, the lowest extraction loss (3.3%) was noted at 80 rpm, with a feed input of 1.5 kg for very ripe cashew apples. These values compared favourably with the findings of ref. 8 for a motorized juice extractor.

### 3.4 Effect of operating parameters on throughput capacity of the machine

The impact of the operating parameters on the throughput capacity of the juice extractor using ANOVA ( $P < 0.05$ ) is presented in Table 5. The results show that there was a significant effect of speed, feed input, degree of ripeness, and the interaction between feed input and degree of ripeness on the throughput capacity of the machine. Fig. 6 shows that throughput capacity increased with an increase in speed (60–

100 rpm) and feed input (1–2 kg) for both ripe and very ripe cashew apples. A higher throughput capacity was also observed in very ripe cashew apples compared to ripe cashew apples. This may be attributed to the fact that cashews are soft fruits with high juice content; however, very ripe cashew apples produce more juice than the ripe cashew apples due to variation in moisture content. This result is in line with the findings of ref. 14 on *Spondias mombin* fruits.

### 3.5 Optimization of the developed cashew apple juice extraction machine

Optimization of the machine was done using the machine parameters (operational speed, feed input, and crop parameters, such as degree of ripeness) to evaluate the extraction efficiency, juice yield, extraction loss, and throughput capacity. The goals are set correctly for the machine parameters using Design

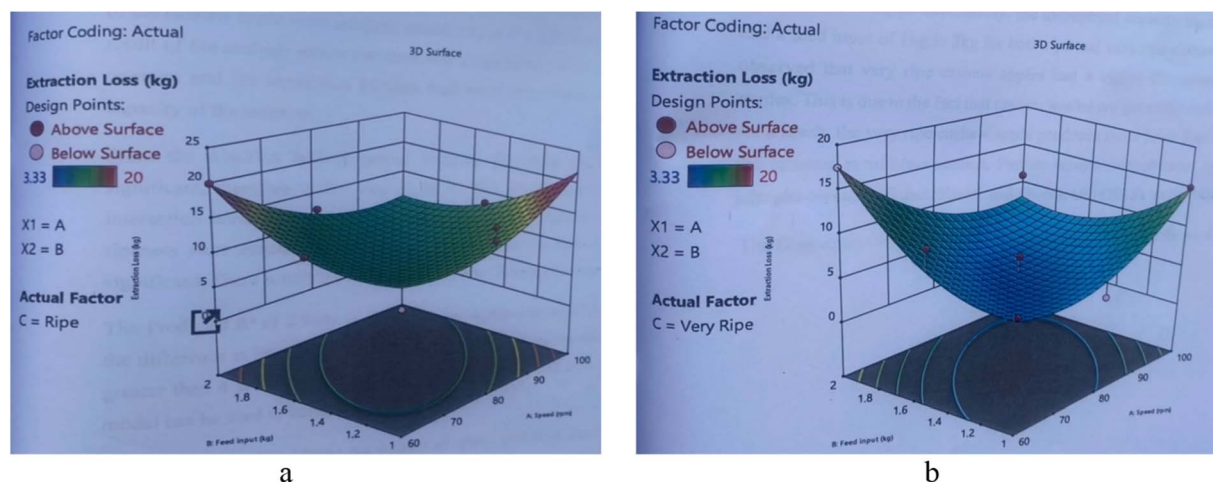


Fig. 5 (a) Response surface of the extraction loss for ripe cashew apples. (b) Response surface of the extraction loss for very ripe cashew apples.



Table 5 ANOVA for the quadratic model (Response 4: throughput capacity)

Source	Sum of squares	df	Mean square	F-Value	P-Value	
Model	1853.07	8	231.63	99.07	<0.0001	Significant
A: Speed	1008.30	1	1008.30	431.25	<0.0001	
B: Feed input	607.80	1	607.80	259.96	<0.0001	
C: Degree of ripeness	45.99	1	45.99	19.67	0.0013	
AB	9.16	1	9.16	3.92	0.0759	
AC	6.70	1	6.70	2.87	0.1213	
BC	32.80	1	32.80	14.03	0.0038	
A <sup>2</sup>	10.58	1	10.58	4.53	0.0593	
B <sup>2</sup>	34.89	1	34.89	14.92	0.0031	
Residual	23.38	10	2.34			
Lack of fit	20.34	5	4.07	6.69	0.0286	Significant
Pure error	3.04	5	0.6078			
Cor. total	1876.45	18				

## Fit statistics

Std. Dev.	1.53	R <sup>2</sup>	0.9875
Mean	47.90	Adjusted R <sup>2</sup>	0.9776
C. V. %	3.19	Predicted R <sup>2</sup>	0.9403
		Adeq precision	36.5817

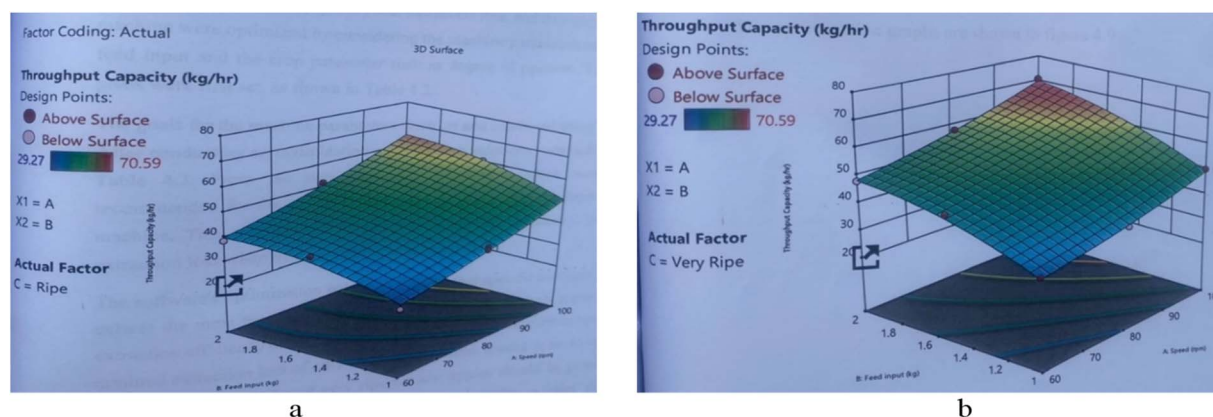


Fig. 6 (a) Response surface of the throughput capacity for ripe cashew apples. (b) Response surface of the throughput capacity for very ripe cashew apples.

Expert Software Version 13.0.5.0 to achieve optimization. The optimization analysis was conducted to yield two solutions (Table 6). The first solution was selected and recommended for the machine parameters of the extraction machine. In order to achieve the highest extraction efficiency (85.116%), juice yield (72.726%), throughput capacity (59.611), and minimal extraction loss (5.669%), the machine should be set to an extraction speed of 88.53 rpm and 1.72 kg of very ripe cashew apple should be poured into the machine. Furthermore, to achieve maximum extraction efficiency (81.075%), juice yield (69.613%), and throughput capacity (57.316), the machine should be set to an extraction speed of 91.058 rpm and 1.724 kg of ripe cashew apples should be used.

### 3.6 Quality evaluation of cashew apple juice

**3.6.1 Sensory evaluation of the cashew apple juice.** The sensory evaluation results are presented in Table 7. There is

a significant difference ( $P < 0.05$ ) in the mouth feel, colour, taste, and overall acceptability of the refrigerated ripe and unripe cashew apple juice samples. The mouth feel for samples A and B was significantly different from each other; this may have resulted from the varying amounts of pulp particles in the sample. During the juice extraction process, the very ripe cashew apples had fewer pulp particles compared to the ripe cashew apples. Sample B had the highest score ( $6.55 \pm 1.57$ ) in terms of colour, while sample A had the lowest score ( $4.95 \pm 2.06$ ). There was high acceptance by the panelists of the very ripe cashew apple juice sample based on its colour. A juice may be rich in nutrients, but an unfavourable taste can deter its acceptance. In addition, the results demonstrate that sample B had the highest score ( $6.95 \pm 1.57$ ), while sample A had the lowest score ( $5.50 \pm 1.87$ ). The decrease in the taste scores of sample A could be attributed to its pH value and high tannin content.<sup>25</sup> The overall acceptability of the two samples was



Table 6 Optimization solutions for the cashew apple juice extraction machine

S/ N	Speed	Feed input	Degree of ripeness	Extraction efficiency	Juice yield	Extraction loss	Throughput capacity	Desirability	
1	88.535	1.726	Very ripe	85.116	72.726	5.669	59.611	0.868	Selected
2	91.058	1.724	Ripe	81.075	69.613	9.724	57.316	0.732	

Table 7 Sensory properties of cashew juice<sup>a</sup>

Sample	A	B	P-Value
Mouth feel	5.40 ± 2.23	7.15 ± 1.87	0.01
Colour	4.95 ± 2.06	6.55 ± 1.57	0.009
Taste	5.30 ± 1.87	6.95 ± 1.36	0.03
Overall acceptability	6.00 ± 1.72	7.40 ± 1.35	0.007

<sup>a</sup> Values are means ( $n = 20$ ) ± standard deviations. Means in the same row with a  $p$ -value less than 0.05 are significantly different. Key A = ripe cashew apple juice; B = very ripe cashew apple juice.

Table 8 Physico-chemical properties of juice extracted from ripe and very ripe cashew apples<sup>a</sup>

Sample	A	B	P-Value
Vitamin C (mg/100 g pulp)	198.33 ± 1.53	238.33 ± 2.89	<0.001
pH	3.37 ± 0.15	4.00 ± 0.02	0.002
Total sugar (%)	21.67 ± 1.08	41.47 ± 1.25	<0.001
Total titratable acidity (%)	0.38 ± 0.02	0.21 ± 0.02	<0.001
Tannin (%)	0.17 ± 0.01	0.07 ± 0.00	<0.001
Moisture (%)	72.83 ± 1.15	74.17 ± 0.76	0.17
TSS (°Brix)	10.00 ± 0.00	9.73 ± 0.12	0.02

<sup>a</sup> Values are means ± standard deviations of triplicate determinations. Means in the same row with a  $p$ -value less than 0.05 are significantly different. A: Ripe cashew apple juice; B: very ripe cashew apple juice.

determined based on the quality scores derived from the evaluation of mouth feel, colour, and taste. Sample B has a better overall acceptability of  $7.40 \pm 1.35$ , while sample A has an overall acceptability of  $6.00 \pm 1.72$ .

### 3.6.2 Physico-chemical properties of cashew apple juice.

The physico-chemical characteristics of juice extracted from ripe (Sample A) and very ripe (Sample B) cashew apples are presented in Table 8. Significant differences ( $p < 0.05$ ) were observed in vitamin C, pH, total sugar, total titratable acidity (TTA), tannin content and total soluble solids (TSS), while moisture content showed no significant variation between both maturity levels.

The higher vitamin C content in the very ripe sample (238.33 mg/100 g) compared to the ripe sample (198.33 mg/100 g) reflects the natural increase in ascorbic acid as cashew apples advance in maturity. This trend agrees with earlier findings by ref. 8 and 26, who reported vitamin C values within 200–300 mg/100 g for matured cashew apples. Cashew apples are also known to possess vitamin C levels about five times higher than those of citrus fruits,<sup>27</sup> which supports the high levels recorded in this study.

The pH values (3.37–4.00) fall within the typical acidic range for fruit juices. The higher pH in the very ripe sample is consistent with the reduction in organic acids that occurs during the later stages of ripening, which contributes to improved sweetness and reduced sourness. At this acidity level, the juice retains antimicrobial potential, as acidic conditions can inhibit the growth of spoilage organisms.<sup>28,29</sup>

Total sugar content also increased substantially from Sample A (21.67%) to Sample B (41.47%), indicating enhanced conversion of starches to simple sugars during ripening. Conversely, TTA showed a decreasing trend from ripe to very ripe samples, which is a pattern similarly reported by ref. 30 for cashew apples at varying maturity stages.

Total titratable acidity (TTA) varied significantly between the two maturity levels, with Sample A (ripe) showing 0.38% compared to Sample B (very ripe) showing 0.21%. This decrease in TTA with increasing fruit maturity reflects the natural reduction of organic acids, such as citric and malic acids, during ripening.<sup>26,30</sup> Lower TTA in very ripe fruits contributes to reduced sourness, improved sweetness perception, and better juice palatability. The differences in TTA also influence the extraction process, as fruits with lower acidity may release juice more efficiently while maintaining desirable sensory characteristics.

Tannin content was higher in the ripe sample (0.17%) than in the very ripe sample (0.07%), which is consistent with the known decline in astringent polyphenols as the fruit becomes fully ripe. This reduction is desirable for cashew apple juice processing because it improves palatability and reduces bitterness.

Moisture content remained high (72.83–74.17%) in both samples, indicating that cashew apples are highly perishable and prone to rapid deterioration if not processed promptly, which agrees with.<sup>31</sup> The TSS values (9.73–10.00 °Brix) confirm that the fruits were harvested at appropriate maturity levels, which is consistent with earlier observations by ref. 32 and 33.

Overall, differences in physico-chemical properties between ripe and very ripe cashew apples, particularly TTA, sugar content, and tannin levels, strongly influence juice palatability, while very ripe fruits, with lower TTA and tannins and higher sugar, provide juice with better sweetness and acceptability. These compositional variations directly reflect the performance of the juice extraction machine, highlighting the impact of fruit maturity on both juice quality and extraction efficiency. In addition to the physico-chemical properties reported, sensory attributes such as colour, flavor, taste, and overall acceptability were also assessed according to standard juice evaluation criteria. The results showed trends consistent with the



measured physico-chemical differences between ripe and very ripe cashew apple juice.

## 4 Conclusion

A cashew apple juice extraction machine was successfully developed and evaluated. The machine operates on the principle of compression generated by a screw conveyor and demonstrates high extraction performance. The highest extraction efficiency (85.05%) and juice yield (72.42%) were obtained at a screw speed of 80 rpm, and a feed input of 1.5 kg for very ripe cashew apples. Machine operating parameters significantly influenced extraction performance, and the optimum conditions were determined to be 88.53 rpm using response surface methodology and 1.726 kg feed input for very ripe cashew apples.

Extraction losses were highest at 60 rpm and 2.0 kg feed input for ripe cashew apples. Sensory evaluation and chemical analysis showed that juice from very ripe cashew apples had the best overall acceptability ( $7.40 \pm 1.35$ ) and superior quality attributes. Overall, the results indicate that very ripe yellow cashew apples are more suitable for juice production than ripe yellow fruits.

The developed technology has strong potential to reduce the postharvest losses of cashew apples by providing an efficient, hygienic, and less labour-intensive extraction method. This innovation can significantly enhance cashew apple utilization, especially during peak production seasons when waste due to inadequate processing and storage is high.

## Conflicts of interest

The authors declare that there are no conflicts of interest regarding the publication of this work.

## Data availability

All data generated or analyzed during this study are included in this manuscript.

## References

- 1 C. Lagnika, A. M. O. Amoussa, A. Sanni and L. Lagnika, *Am. J. Food Sci. Technol.*, 2019, 7, 227–233. <https://pubs.sciepub.com/ajfst/7/6/10/>.
- 2 R. Ricard, M. Bulló and J. Salas-Salvadó, Nutritional composition of raw fresh cashew (*Anacardium occidentale* L.) kernels from different origin, *Food Nutr. Sci.*, 2016, 4, 319–328, DOI: [10.1002/fns3.294](https://doi.org/10.1002/fns3.294).
- 3 N. T. Hanh, N. T. Trang, N. T. M. Anh, N. T. Huong, N. V. Hung, V. T. Trang, N. T. Thuy and N. V. Long, *Curr. Res. Nutr. Food Sci.*, 2024, 12(1), 115–124.
- 4 G. B. Gnagne, D. Soro, Y. A. Ouattara, E. W. Kouï and E. Koffi, *Afr. J. Food Nutr. Sci.*, 2023, 2, 22452–22469. <https://www.ajol.info/index.php/ajfand/article/view/244997>.
- 5 O. O. Oduwale, T. O. Akinwale and O. Olubamiwa, *J. Food Sci. Technol.*, 2004, 6, 18–20. <https://www.ajol.info/index.php/jfta/article/view/19278/0>.
- 6 P. M. Jesupriya, V. M. Indumathi and K. Shanthi, *Int. J. Chem. Stud.*, 2020, 8, 819–825. <https://www.chemijournal.com/archives/2020/vol8issue6/PartL/8-6-84-874.pdf>.
- 7 I. Das and A. Arora, *J. Eng.*, 2017, 194, 87–98. <https://www.scirp.org/reference/referencespapers?referenceid=3542796>.
- 8 B. S. Ogunsina and E. B. Lucas, *Agric. Eng. Int.: CIGR J.*, 2008, X, 1–19.
- 9 L. O. Oyediran, A project submitted to the Department of Mechanical Engineering, College of Engineering, University of Agriculture in partial fulfillment of the requirement of the award of Bachelor of Engineering Degree, 2010, <https://www.yumpu.com/en/document/read/27527536/design-and-fabrication-of-a-motorised-cashew-juice-extractor-by->.
- 10 H. D. Rupnawar, A. A. Sawant, N. J. Thakor, S. B. Swami and A. P. Patil, *Int. J. Process. Post Harvest Technol.*, 2016, 7, 171–178. [https://researchjournal.co.in/online/IJPPHT/IJPPHT7\(2\)/7\\_171-178\\_A.pdf](https://researchjournal.co.in/online/IJPPHT/IJPPHT7(2)/7_171-178_A.pdf).
- 11 A. K. Aremu, T. O. Ajao, and V. O. Fatokun, *The Proceeding of the 20th International Conference and 40th Annual General Meeting of the Nigerian Institution of Agricultural Engineers, NIAE, Held at Landmark University, Omu-Aran, 16-20th September, 2019*, Theme on Innovations and Technologies for Sustainable Agricultural Mechanization and Livestock Transformation for Economic Growth, 2019, <https://www.researchgate.net/publication/385515556>.
- 12 N. A. Aviara, A. A. Lawal, D. S. Nyam and J. Bamisaye, *GJEDT*, 2013, 2, 16–21. <https://www.researchgate.net/publication/260399142>.
- 13 A. D. Eyeowa, B. S. Adesina, P. D. Diabana and O. A. Tanimola, *Curr. J. Appl. Sci. Technol.*, 2017, 2, 1–7, <https://www.researchgate.net/publication/318753765>.
- 14 I. O. Olaoye and O. K. Owolarafe, *JMEST*, 2019, 6, 10089–10095. <https://www.jmest.org/wp-content/uploads/JMESTN42352950.pdf>.
- 15 AOAC, *Official Methods of Analysis of AOAC International*, AOAC, Washington D.C. (USA), 21st edn, 2019, [https://members.aoac.org/AOAC/AOAC/Item\\_Detail.aspx?iProductCode=1121&Category=OMA](https://members.aoac.org/AOAC/AOAC/Item_Detail.aspx?iProductCode=1121&Category=OMA).
- 16 H. W. Aristide, B. M. Nakavoua, A. N. Loumouamoué and G. Figuéredo, *Am. J. Food Sci. Technol.*, 2020, 8, 19–23. <https://pubs.sciepub.com/ajfst/8/1/3/ajfst-8-1-3.pdf>.
- 17 O. S. Oyewole, O. Ibitoye, D. A. Balogun, K. Ogungbemi, O. M. Solomon-Ibunwunwa, A. A. Kazeem, K. O. Zaka and T. O. Ajao, *J. Agric. Sci. Pract.*, 2024, 1, 1–8, DOI: [10.70407/JAP26d3658](https://doi.org/10.70407/JAP26d3658).
- 18 O. S. Oyewole, T. O. Ajao, J. O. Famakinwa, S. N. Oyewole, M. O. Oyelakin, S. T. Popoola, B. M. Adeniyi and A. O. Alao, *Agboola. Proceeding of 13th International Mardin Artuklu Scientific Researches Conference, Turkiye, 2025*, pp. 1122–1130. <https://www.researchgate.net/publication/390802335>.
- 19 T. O. Ajao, S. N. Oyewole, O. S. Oyewole, M. B. Famakinwa, M. B. Aremu, O. Ibitoye, O. Solomon-Ibunwunwa, O. Abel,



- K. Ogungbemi, O. V. Ajala and O. A. Ojo, *Cureus J. Eng.*, 2025, **2**, 1–14.
- 20 O. Oluwaseun, B. O. Martins, O. H. B. Adeyemi and O. M. Sanusi, *FUOYE J. Eng. Technol.*, 2018, **3**(2), 56–60. <https://journal.engineering.fuoye.edu.ng/index.php/engineer/article/view/209>.
- 21 A. A. Adebayo, O. M. Unuigbo and E. O. Atanda, *Innovat. Syst. Des. Eng.*, 2014, **5**, 22–29. <https://www.semanticscholar.org/paper/Fabrication-and-Performance-Evaluation-of-a-Juice-Adebayo-Unuigbo/c72db6a9d9c3fa6d519340c33fdbd12f38971e33>.
- 22 M. E. Akram, M. A. Khan, M. U. Khan, U. Amin, M. Haris, M. S. Mahmud, A. Zahid, M. Pateiro and J. M. Lorenzo, *AgriEngineering*, 2021, **3**, 827–839, DOI: [10.3390/agriengineering3040052](https://doi.org/10.3390/agriengineering3040052).
- 23 B. Z. Hmar, S. Mishra and R. C. Pradhan, *J. Food Process. Eng.*, 2017, **41**, e12642.
- 24 P. C. Vengaiah, S. Kaleemullah, M. Madhava and T. A. D. Srikanth, *Agric. Eng. Int. CIGR J.*, 2023, 186–195.
- 25 A. Marc, K. K. Olivier and K. D. Claver, *IOSR J. Pharm.*, 2017, **7**, 61–64. <https://www.iosrphr.org/papers/v7i5V1/J0705016164.pdf>.
- 26 S. T. Lowor and C. K. Agyente-Badu, *Am. J. Food Technol.*, 2009, **4**, 154–161.
- 27 L. B. C. Sahie, D. Soro, K. Y. Kone, N. E. Assidjo and K. B. Yao, *Nutr. Food Sci.*, 2023, **14**, 38–57.
- 28 N. A. Aduke, *Int. J. Curr. Microbiol. Appl. Sci.*, 2020, **9**, 3258–3265.
- 29 O. M. Akusu, D. B. Kiin-Kabari and C. O. Ebere, *Am. J. Food Sci. Technol.*, 2016, **4**, 43–47.
- 30 A. Aluko, M. Edna and K. Neema, *Curr. Res. Nutr. Food Sci.*, 2023, **11**, 719–734.
- 31 R. O. Adeleke and O. A. Abiodun, *Afr. J. Agric. Res.*, 2010, **5**, 1273–1276. [https://academicjournals.org/article/article1380876881\\_AdelekeandAbiodun.pdf](https://academicjournals.org/article/article1380876881_AdelekeandAbiodun.pdf).
- 32 M. Adou, Y. D. Adjouman, K. O. Kouadio, A. F. Tetchi and N. G. Amani, *Nutr. Food Sci.*, 2021, **12**, 787–804.
- 33 A. P. Olalusi, O. C. Ajayi and O. C. Erinle, *IOP Conf. Ser. Earth Environ. Sci.*, 2020, **445**, 012012.

