


Digital Discovery

Volume 5
Number 4
April 2026
Pages 1427-1950

rsc.li/digitaldiscovery



ISSN 2635-098X



PAPER

DongWook Kim *et al.*
Structure-guided machine learning for efficiency prediction
of organic photovoltaics using experimentally informed
molecular descriptors

Cite this: *Digital Discovery*, 2026, 5, 1510

Structure-guided machine learning for efficiency prediction of organic photovoltaics using experimentally informed molecular descriptors

JuHyun Lee, ^{†a} HyoJin Ban, ^{†ad} HyunIl Seo, ^b HangKen Lee, ^c
Fiza Arshad ^{ce} and DongWook Kim ^{*a}

The efficiency of organic photovoltaics was estimated using a machine learning (ML) approach. We used the organic photovoltaics database built in-house by the Korea Research Institute of Chemical Technology. The dataset comprises reliable and representative experimental results for 1010 ternary organic solar cells (D1 : D2 : A), obtained through repeated measurements. The data included 67 donors and 24 non-fullerene acceptors, device structures, donor/acceptor structures, donor-to-acceptor ratios, active-layer thicknesses, experimental conditions, and local symmetry. We fragmented the donors and acceptors using a self-developed method. A dataset was created by generating descriptors of the fragmented molecules and used to train various ML algorithms, including random forest, XGBoost, LightGBM, support vector regression, and multilayer perceptron. Model performance was evaluated using the coefficient of determination (R^2). XGBoost showed the highest R^2 of 0.849. The contributions of key features were interpreted using SHAP analysis. This paper presents an ML framework that combines molecular fragmentation and data-driven modeling.

Received 20th November 2025
Accepted 20th February 2026

DOI: 10.1039/d5dd00496a

rsc.li/digitaldiscovery

1 Introduction

Organic photovoltaics (OPVs) have attracted considerable attention as a promising renewable energy technology owing to their low manufacturing cost, mechanical flexibility, and continuous improvements in power conversion efficiency (PCE).

Since the first demonstration of OPV devices in 1986, significant progress has been achieved through advances in active-layer materials and device architectures.¹ In particular, the introduction of donor–acceptor (D–A) bulk heterojunction (BHJ) structures enabled efficient exciton dissociation and charge transport, leading to substantial improvements in PCE.

Early efforts to enhance OPV performance relied heavily on the synthesis of novel donor and acceptor materials, as well as device-level optimization. Parallel to experimental developments, computational chemistry approaches based on density functional theory (DFT)^{2,3} and semi-empirical methods (e.g., AM1,⁴ PM6,⁵ and PM7 (ref. 6)) were employed to screen

candidate materials and understand structure–property relationships. However, such approaches become computationally prohibitive when applied to large molecular libraries, limiting their applicability to high-throughput OPV material discovery.^{7–10}

To overcome these limitations, data-driven approaches and machine learning (ML) techniques have increasingly been adopted to predict OPV performance. Early studies employed quantitative structure–property relationship (QSPR)^{11,12} models, followed by more advanced ML frameworks using experimentally measured or DFT¹³-derived descriptors. While these approaches demonstrated encouraging predictive capabilities, they often suffered from limited dataset sizes, computational bias, or reliance on idealized molecular representations.

More recently, fragmentation-based molecular representations have been introduced to reduce molecular complexity and improve model scalability. Wu *et al.*¹⁴ employed literature-derived fragmentation schemes to construct fingerprint-based ML models, whereas Kim *et al.*¹⁵ utilized synthesis-oriented functional group indexing to achieve improved prediction accuracy. Despite these advances, most existing studies remain focused on relatively simple donor–acceptor systems and are primarily based on literature-reported data,^{13,16–26} which are often biased toward high-efficiency devices and do not adequately reflect the diverse experimental conditions encountered in practical laboratories.

Machine-learning studies on ternary OPV systems have also emerged, with particular emphasis on D : A1 : A2,²⁷

^aDigital Chemistry Research Center, Korea Research Institute of Chemical Technology, South Korea. E-mail: dongwkim@kRICT.re.kr

^bQuantumSoft Co., Inc., South Korea

^cPhotoenergy Research Center, Korea Research Institute of Chemical Technology, South Korea

^dDepartment of Computer Science and Engineering, Chungnam National University, Daejeon, South Korea

^eAdvanced Materials and Chemical Engineering, University of Science and Technology (UST), Daejeon, South Korea

[†] These authors contributed equally to this work.



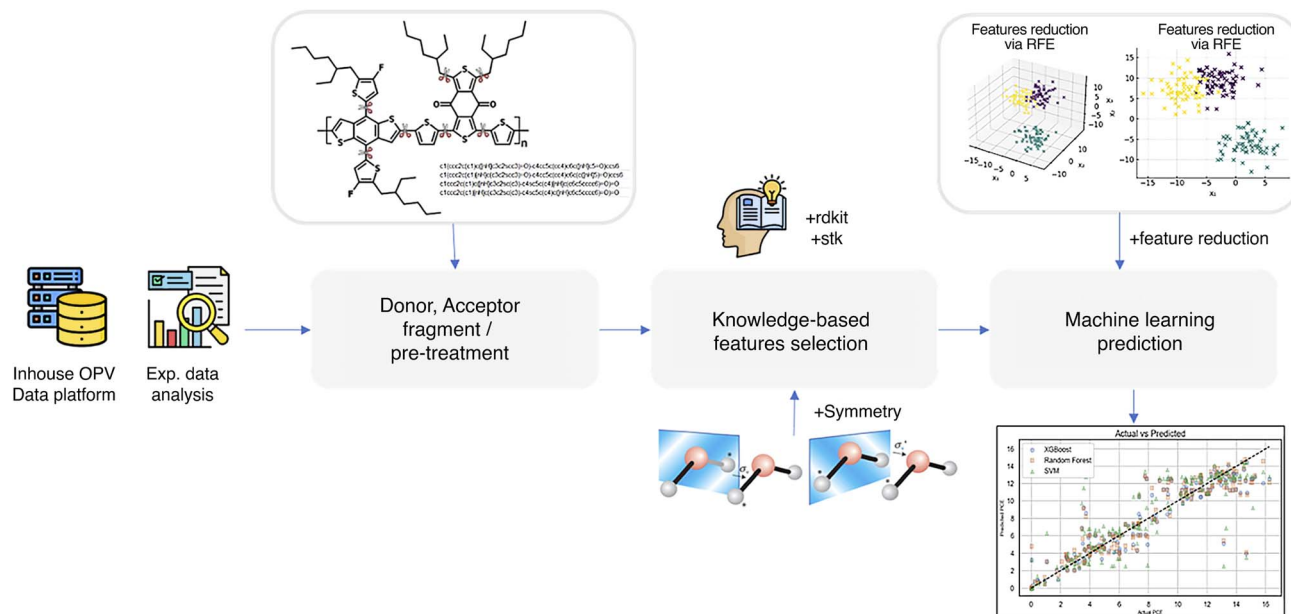


Fig. 1 DL-assisted design framework of OPV materials: (a) polymer fragmentation and SMILES conversion, (b) descriptor generation using RDKit and Stk, (c) data pre-treatment, (d) feature operation/processing, (e) machine learning, and (f) performance prediction.

configurations composed of small-molecule donors and acceptors. While these studies achieved meaningful success, their molecular representations are less suitable for polymer-rich systems, where repeating units, structural heterogeneity, and multiple donor components introduce additional complexity that is difficult to capture using conventional descriptors.

In this work, we focus on ternary OPV systems of the D1 : D2 : A type, in which two polymeric donors are blended with a single acceptor. To the best of our knowledge, this study represents the first systematic ML investigation of ternary OPV devices involving multiple polymer donors. By leveraging a curated experimental database that includes both high- and low-efficiency devices, we mitigate literature bias and construct a more balanced representation of real experimental conditions.

To accurately describe such complex systems, we propose a fragment-based molecular representation based on chemically meaningful fragmentation. Fragment-level physicochemical descriptors are generated using RDKit and Stk, and local symmetry information is incorporated as a physically motivated proxy for molecular packing tendencies without explicitly modeling solid-state morphology. Redundant and irrelevant features are further removed through REF-based feature selection, enabling the construction of robust and transferable machine-learning models for ternary OPV systems.

Using this representation, we develop machine-learning models to predict power conversion efficiency and key device parameters. Interpretability analyses provide insights into structure–process–property relationships, highlighting the contributions of specific molecular fragments and device parameters to device performance (Fig. 1).

2 Results and discussion

2.1 Collection of experimental OPV data

The experimental data used in this study were collected over the past five years by the Photoenergy Research Center at the Korea Research Institute of Chemical Technology. In 2018, our Digital Chemistry Research team established an in-house OPV data platform to systematically accumulate, analyze, and visualize experimental data without reliance on external online tools (Fig. S1).

The dataset consists of two main categories: materials and devices. The materials category contains chemical and structural information on donor and acceptor compounds, while the device category records OPV device architectures and electrode-related experimental results. ChemAxon's Marvin JS²⁸ and JChem Microservices were used to convert compounds into MolV2000 format for structural representation, and CDK 2.8 was used to convert them into SMILES.²⁹

In the device section, the platform stores detailed information on all OPV layers, including active-layer materials, additives, solvents, and processing conditions, which can be batch uploaded using standardized templates. Multiple experimental files can be uploaded simultaneously, enabling automated performance calculations and visualization. This automated workflow supports efficient integration and management of large-scale experimental datasets, thereby facilitating the application of artificial intelligence (AI) and machine learning (ML) techniques.

The dataset focuses on ternary organic photovoltaic systems composed of two donors and one acceptor. To accurately describe active-layer compositions, both the Donor1 : Donor2 ratio and the overall (Donor1 + Donor2) : Acceptor ratio are recorded, enabling precise and reproducible representation of multicomponent formulations (Fig. 2).



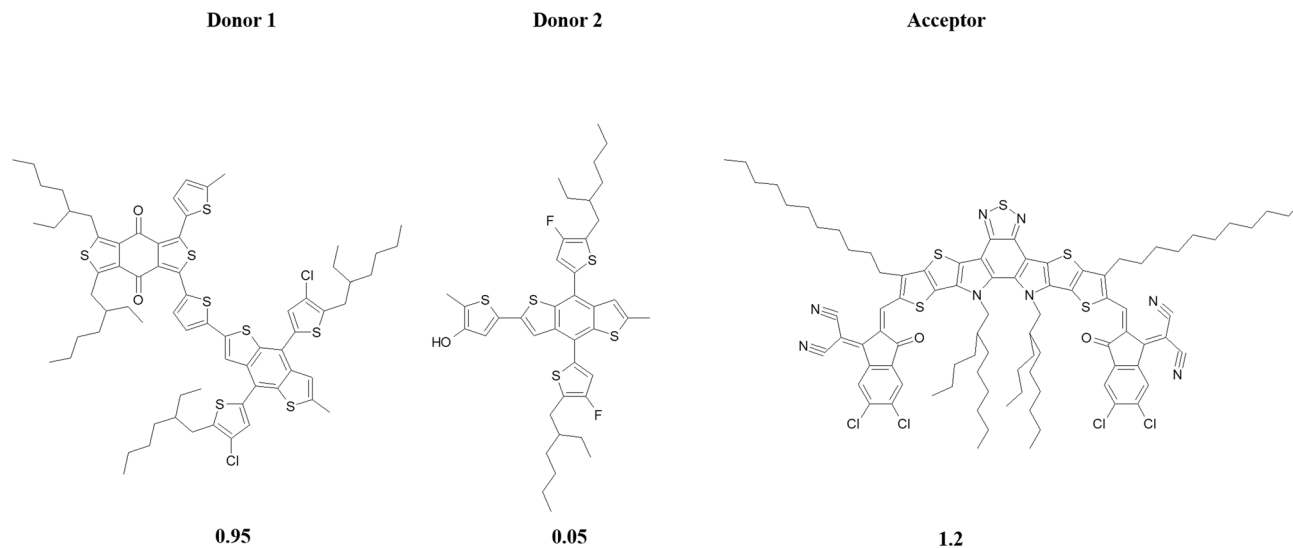


Fig. 2 Schematic representation of donor–donor–acceptor (D1 : D2 : A) composition in a ternary organic photovoltaic system.

From the 13 430 devices stored on the established platform, non-fullerene data, data without missing values, and representative data selected by the experimenter from repeated experiments were selected. A dataset of 67 donors and 24 acceptors, totaling 1010 D–A combinations (Table S1), was utilized for machine learning. The data included the OPV device architectures, donor and acceptor material structures, D : A ratios, device thicknesses, annealing conditions, and experimental PCE values (Fig. 3).

In this study, we fragmented large organic molecules into structural subunits and extracted the molecular descriptors for each fragment. Calculations were performed for each fragment to further understand the chemical properties of the polymer material. The device information, process conditions, and polymer ratio information (D : A) were added to the dataset. Furthermore, incorporating molecular symmetry, which has not been considered in previous studies, enables the extraction of structural characteristics that are not captured by conventional molecular descriptors. This approach enables the generation of diverse functions beyond device information and facilitates the processing of large molecules.

Because categorical features describing device structure and solvent type cannot be directly used in conventional machine learning models, they were converted into numerical values using label encoding. Integer labels were assigned as nominal identifiers without implying ordinal or physical meaning (Table S2). Missing values were imputed using the mode or median, depending on the feature.

2.2 Fragmentation of donors and acceptors

Most previous machine learning studies on organic photovoltaics (OPVs)^{30,31} relied on the polymer fingerprints of the donor and acceptor materials in the active layer. The materials used as the OPV donors and acceptors are often polymers, single molecules, or macromolecules. This makes it difficult to infer their physicochemical properties using molecular descriptors. To overcome this limitation, we employed a fragmentation strategy to extract fragment-specific properties from the intrinsic molecular structure and subsequently recombine them, enabling machine learning models to better reflect the chemical characteristics derived from the materials themselves.

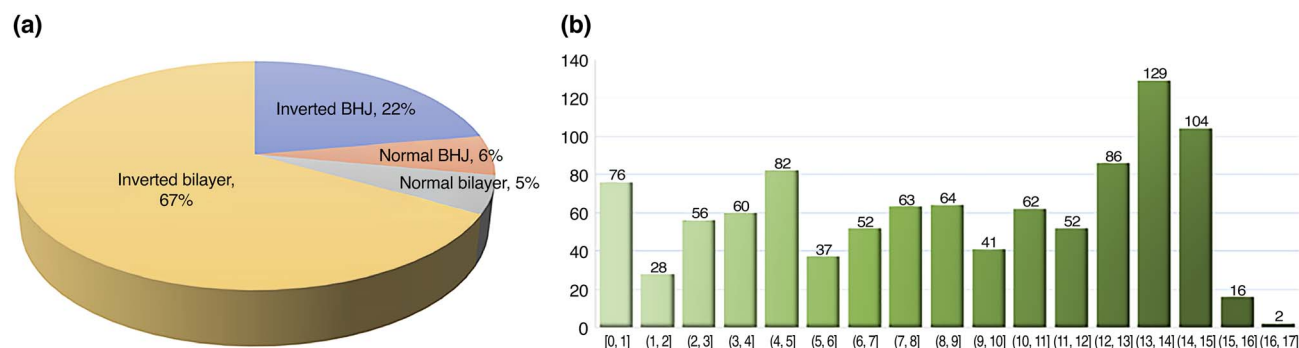


Fig. 3 (a) Distribution according to OPV device architecture; (b) distribution of PCE values.



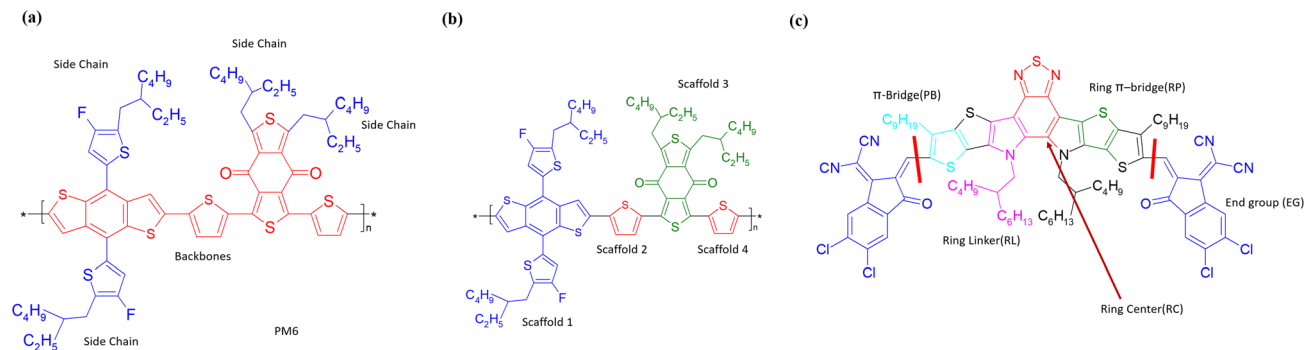


Fig. 4 (a) Definition and example of fragmentation of the donor molecule (method 1). Red color represents the backbone, and blue color represents the side chains of the PM6 molecule. (b) Fragmentation using method 2. Each scaffold is expressed using a different color: blue for scaffold 1, green for scaffold 3, and red for scaffolds 2 and 4 of the PM6 molecule. (c) Definition of fragmentation of the acceptor molecule using the example of the Y6 molecule.

To digitally represent the donor and acceptor molecules in OPVs effectively, we developed our own fragmentation protocol. The fragmentation scheme was designed to simplify the polymer structures while retaining their essential chemical features, thereby producing independent fragments that contribute meaningfully to the overall molecular properties (Fig. 4).

2.2.1 Fragmentation of donor molecules. Donor molecules consist of a backbone and side chain. The backbone is defined as a continuous chain of aromatic or non-aromatic rings, and the side chain consists of substituted rings, alkyl chains, or other functional groups. Donor fragmentation was performed using two methods.

Method 1: the backbone and side chains were explicitly separated and molecular descriptors were calculated independently for each structural unit.

Method 2 (scaffold-based fragmentation): the ring units that constitute the backbone are defined as scaffolds, and each scaffold represents a ring system connected by a single bond. Typically, a donor consists of two to eight scaffolds. For consistency, we standardized this number to four scaffolds. Each scaffold was further divided into a backbone and side chains.

2.2.2 Fragmentation of the acceptor molecules. The acceptor molecules contain a fused-ring (FR) system at their center and are divided into five parts based on this system.

- (1) Ring center (RC): the center of symmetry of the FR system.
- (2) Ring linker (RL): the ring units adjacent to the RC.
- (3) Ring π -bridge (RP): the π -bridge ring bonded to the outer ring; in some cases, the RP is absent.
- (4) π -Bridge (PB): the π -conjugated structure connecting the FR system and the end group; in some cases, the PB is considered a part of the FR system.
- (5) End group (EG): terminal substituents located at the outermost positions of the acceptor molecule.

Through this fragmentation process, the acceptor molecule structure was defined as RC–RL–RP–PB–EG, centered on the central fused-ring system.

2.3 Extraction of molecular descriptors

The selection of appropriate molecular descriptors is a crucial step in developing reliable machine learning (ML) models.

Considering computational efficiency and predictive performance, it is essential to employ descriptors that are both relevant and effective.

Accordingly, descriptors for each fragment unit were extracted using the RDKit and Stk libraries. For both Method 1 and Method 2, 217 physicochemical descriptors were computed using RDKit, whereas seven additional energy-related properties were obtained from Stk. These descriptors describe a wide range of molecular characteristics, ranging from basic molecular properties to complex structural characteristics. The complete list and aggregation methods are provided in Table S3.

2.4 Knowledge-based feature selection

2.4.1 Operation of descriptor. Descriptors of each fragment extracted using RDKit and Stk were numbered and organized as shown in Tables 1 and 2, with the corresponding substructures illustrated in Fig. S2 and S3.

Some molecules did not contain certain fragments and were therefore zero-coded. To mitigate this gap effect, pairwise computations between descriptors were performed.

Table 1 Examples of blank code in donors

Donor	BB1	SC1	BB2	SC2	BB3	SC3	BB4	SC4
PBDB-T	1	3	2	0 ^a	5	10	2	0 ^a
PCE-10	1	3	8	21	1	3	8	21
PM6	1	1	2	0 ^a	5	10	2	0 ^a
P3HT	2	22	2	22	2	22	2	22

^a Zero code owing to the nonexistence of fragments.

Table 2 Examples of blank code in acceptors

Acceptor	RC	RL	RP	PB	SC
Y6	11	5	1	1	2
Y6-BO	11	5	1	1	3
CTIC-4F	10	0 ^a	0 ^a	11	2
CTIC-4Cl	10	0 ^a	0 ^a	11	3

^a Zero code owing to the nonexistence of fragments.



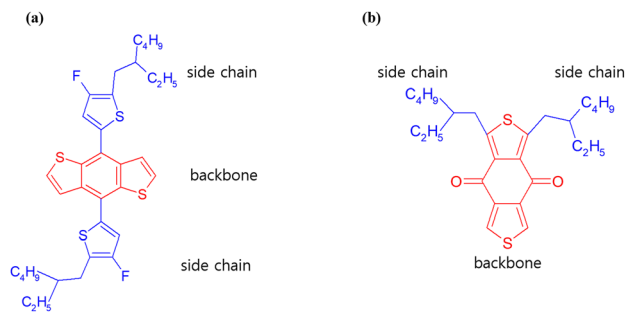


Fig. 5 Examples of side chain symmetry: (a) C_2 symmetric side chains, (b) σ_v symmetric side chains.

This allowed us to maintain the effectiveness of each fragment-specific descriptor while compensating for the gap effect in fragment-free regions, resulting in molecular descriptors that utilize partial structures. The detailed computational operations for each descriptor type are provided in SI Table S3.

2.4.2 Local symmetry states. Materials used in OPVs (both polymers and small molecules) are often found to have symmetrical compound groups incorporated into their partial or entire structures for various reasons, such as their synthetic design or enhanced device performance. We noted the symmetry states of the scaffold of the donor molecule fragment and the ring centers of the acceptor molecules. Symmetry patterns from the donor and acceptor symmetry states were applied to the ML models.

In this paper, local symmetry is defined in a restricted sense as either two-fold rotational (C_2) or mirror-plane (σ_v) symmetry, as illustrated in Fig. 5. For donor molecules, local symmetry describes the symmetry of side-chain groups with respect to the molecular backbone. Donors are categorized into four scaffolds, yielding four symmetry states per donor; when two donor components are present, this results in a total of eight donor symmetry states. For acceptor molecules, local symmetry characterizes the symmetry of the end groups with respect to the ring center, with an additional symmetry state assigned at the ring center, leading to twenty symmetry states in total (Table S4).

The symmetry descriptors employed in this study are molecular-level features derived from specific structural motifs,

rather than explicit representations of solid-state packing. Although thin-film packing is governed by processing conditions and intermolecular interactions, these symmetry states capture structural characteristics that may indirectly relate to packing-relevant tendencies, while remaining general and scalable for machine-learning models.

2.5 Selection of machine learning algorithms

All machine-learning (ML) models were implemented within a unified Python framework using molecular descriptors generated with RDKit. XGBoost was selected as the primary model, and its performance was compared with random forest (RF), support vector regression (SVR), LightGBM (LGBM), and multilayer perceptron (MLP) models. Model performance was evaluated using the coefficient of determination (R^2) under 5-fold cross-validation.

The dataset comprised 1010 experimentally reported OPV devices and was split into training (80%) and test (20%) sets. To assess model robustness and minimize bias from a single data split, eight independent random seeds were used for repeated training and evaluation.

The initial feature space consisted of 1054 molecular descriptors, resulting in a high feature-to-sample ratio. To reduce overfitting and computational cost, recursive feature elimination (RFE) was applied, with feature selection guided by cross-validated R^2 . Feature removal was terminated once performance stabilized over consecutive iterations. Performance convergence was observed when approximately 90 descriptors remained (Fig. 6a). Within this region, the final feature set was selected by identifying the subset that achieved the highest cross-validated R^2 while maintaining consistent descriptor composition across successive RFE steps. Based on this criterion, 70 descriptors were retained for the final models.

This reduction in feature dimensionality led to a substantial decrease in training time (from 101.7 s to 10.5 s) while maintaining comparable predictive performance (R^2 of 0.848 and 0.839 before and after feature selection, respectively). The final descriptor sets for Methods 1 and 2 are summarized in Tables S5 and S6.

A Y-scrambling test was performed to assess dataset reliability. The original models achieved an average R^2 of 0.81,

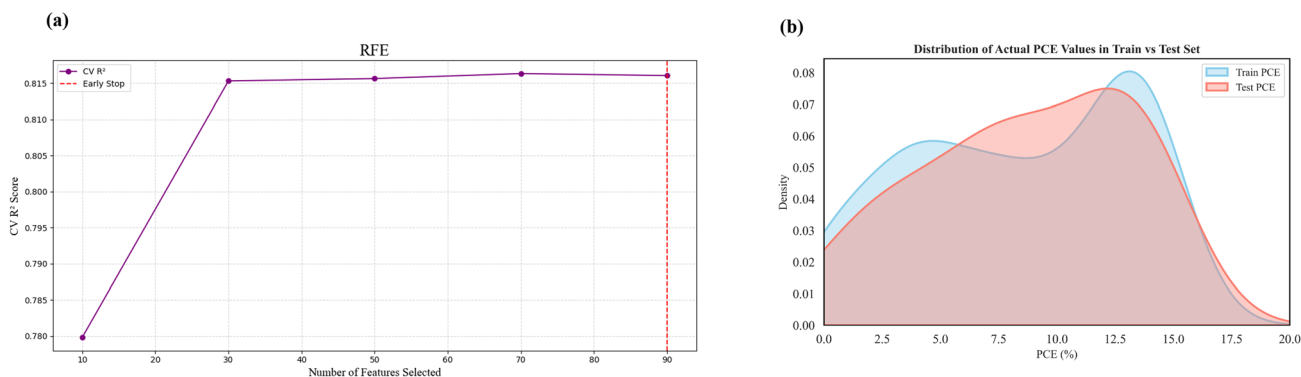


Fig. 6 (a) Recursive feature elimination (RFE); (b) train and test dataset distribution in OPV prediction.



whereas the scrambled models yielded R^2 values close to zero (Fig. S8), indicating that the predictions arose from genuine structure–property relationships rather than spurious correlations. Kernel density estimation (KDE) analysis showed similar PCE distributions for the training ($n = 808$) and test ($n = 202$) sets, confirming statistically balanced data partitioning. The small positive density near PCE = 0 originates from the smoothing nature of KDE rather than the presence of zero-valued samples (Fig. 6b).

To assess multicollinearity among the selected descriptors, Pearson correlation analysis was performed on the final 70-feature set. The mean and median absolute correlation coefficients ($|r|$) were 0.344 and 0.295, respectively, indicating moderate overall correlations. Of the 2415 possible descriptor

pairs, only 25 pairs ($\approx 1.0\%$) exhibited very high correlation ($|r| > 0.9$), suggesting limited redundancy and minimal multicollinearity in the final feature set (Fig. 7).

2.5.1 Comparative analysis of ML models for OPV performance prediction. Two fragmentation strategies (Methods 1 and 2) were evaluated using machine learning models. As shown in Table 3, the XGBoost model achieved average R^2 values of 0.849 and 0.834 for Methods 1 and 2, respectively, indicating comparable predictive performance. Results for the other models are provided in Table S7.

The similar performance of the two strategies suggests that, for large donor–acceptor molecules where conventional RDKit descriptors are insufficient, fragmentation into smaller chemically meaningful units followed by recombination yields

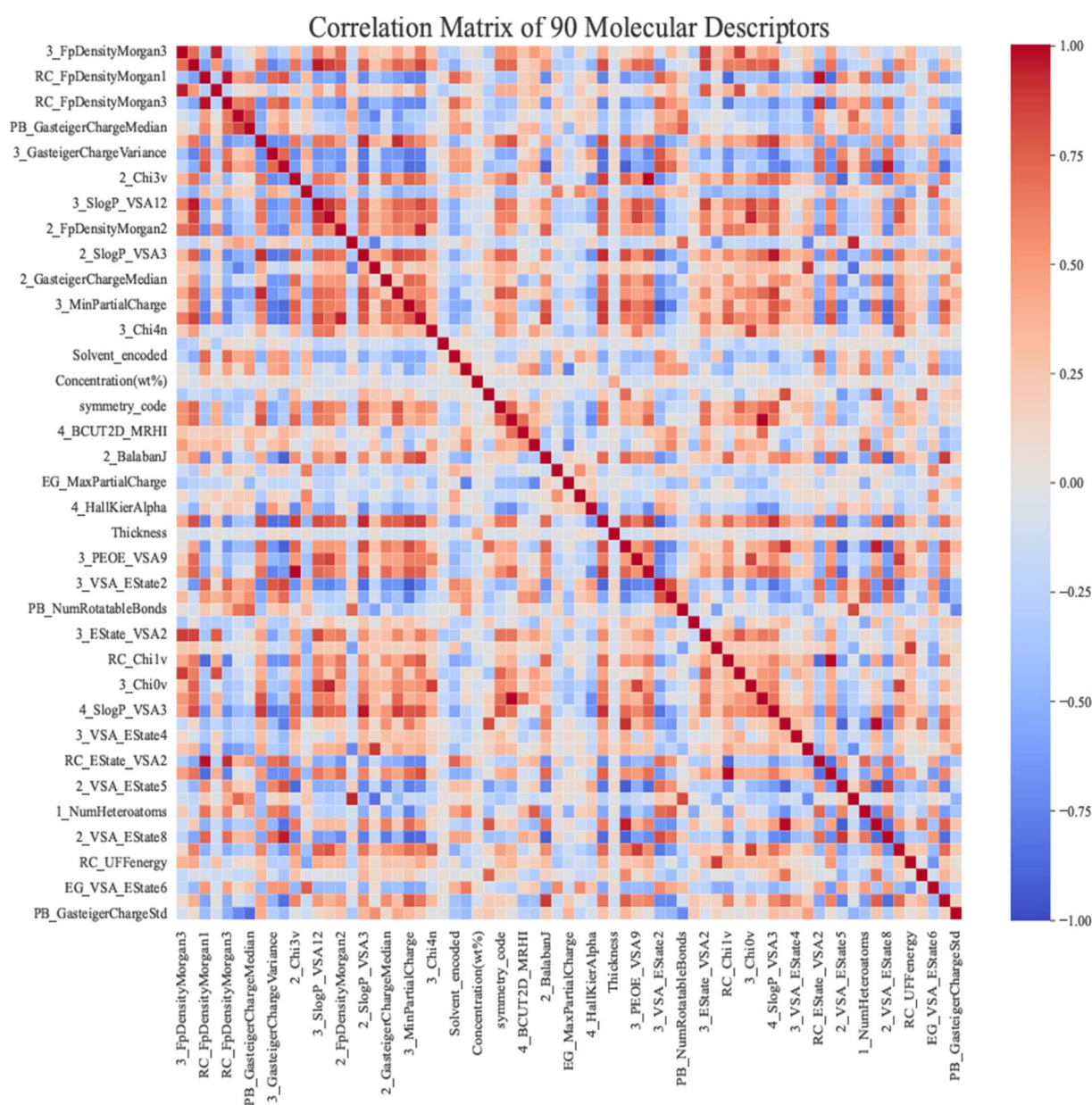


Fig. 7 Pearson correlation matrix of the final 70 selected descriptors.



Table 3 R^2 scores for Method 1 and Method 2

Random state	Method 1	Method 2
0	0.879	0.841
42	0.854	0.885
150	0.782	0.842
500	0.892	0.841
790	0.847	0.758
1000	0.826	0.854
7500	0.881	0.830
10 000	0.829	0.820
Average R^2	0.849 ± 0.034	0.834 ± 0.034

informative representations that enhance machine-learning training. Model robustness and generalization were further assessed using 5-fold cross-validation (Tables S8 and S9).

Table 4 summarizes the performance of the five machine-learning models using Method 1. XGBoost and RF achieved the highest average R^2 values (0.849), followed by LGBM (0.812) and MLP (0.785), which exhibited moderate performance. SVR showed comparatively lower performance (0.718), consistent with its limited scalability in high-dimensional feature spaces.

Repeated experiments across eight random states yielded low standard deviations (0.029–0.054), indicating stable predictions

with minimal sensitivity to data partitioning and a low risk of overfitting. These results are visualized using violin plots in Fig. 8.

Using the experimental dataset, we further evaluated the model predictions for PCE and additionally explored the applicability of the model to J_{sc} and FF as auxiliary targets. The distribution of PCE prediction errors approximated a Gaussian profile, indicating minimal systematic bias (Fig. 9a). Scatter plots comparing experimental and predicted values further illustrate the predictive capability of the model, yielding R^2 values of 0.69 for J_{sc} and 0.71 for FF (Fig. 9b–d). The corresponding prediction errors, quantified by MAE and RMSE, are summarized in Table S10 for the XGBoost model evaluated on the test set.

In contrast, predictions for the open-circuit voltage (V_{oc}) showed relatively low accuracy ($R^2 = 0.2$ – 0.4). This limitation^{32–34} is attributed to the descriptor set used in this study, which primarily captures molecular and electronic structure information but does not explicitly account for interfacial disorder, charge–transfer state energetics, or nonradiative recombination processes.

Finally, a comparison with two previous studies on fragmentation methods highlights the methodological novelty of our approach (Table 5). Rather than directly comparing identical datasets, this analysis focuses on differences in molecular

Table 4 R^2 scores of ML methods

Random state	XGB	MLP	RF	SVR	LGBM
0	0.879	0.760	0.877	0.713	0.831
42	0.854	0.811	0.869	0.725	0.828
150	0.782	0.770	0.796	0.657	0.800
500	0.892	0.845	0.881	0.818	0.841
790	0.847	0.735	0.838	0.657	0.812
1000	0.824	0.752	0.823	0.692	0.780
7500	0.881	0.866	0.874	0.813	0.853
10 000	0.829	0.738	0.829	0.650	0.748
Average R^2	0.849 ± 0.034	0.785 ± 0.047	0.849 ± 0.029	0.670 ± 0.054	0.812 ± 0.032

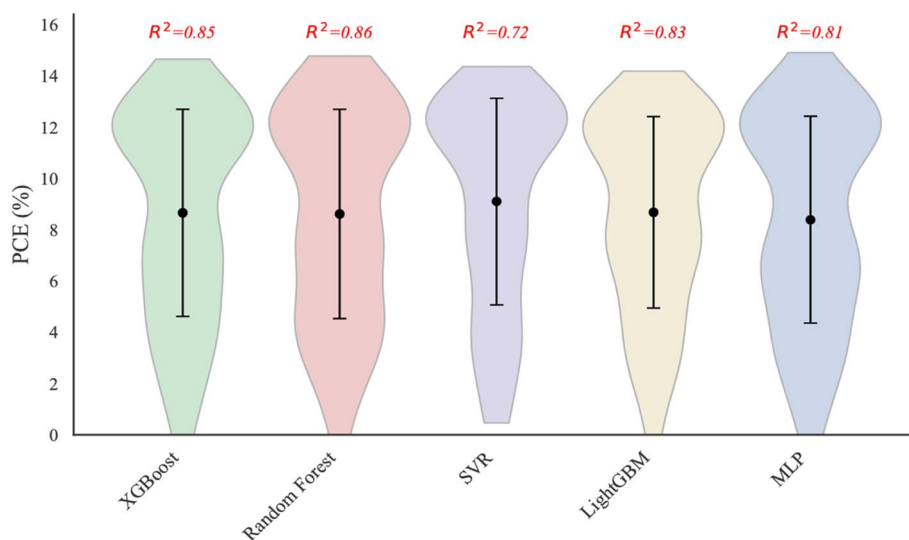


Fig. 8 Comparative predictive performance of machine learning models for PCE.



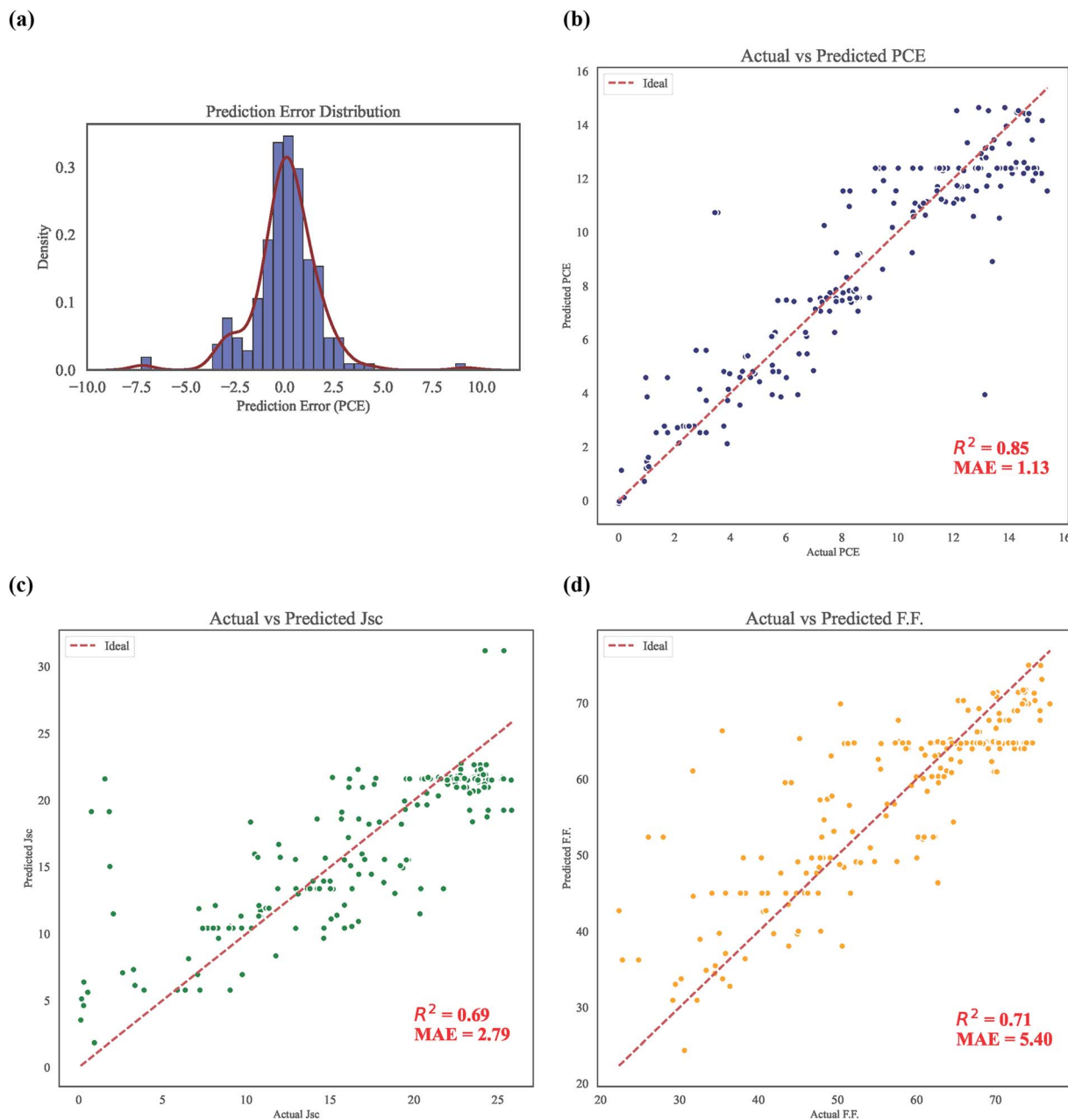


Fig. 9 (a) Distribution of prediction error for PCE, (b) scatter plots comparing the predicted and actual values of PCE, (c) scatter plots comparing the predicted and actual values of short-circuit current density (J_{sc}), and (d) scatter plots comparing the predicted and actual values of fill factor (FF).

representation and feature construction strategies. Kim *et al.*¹⁵ used predefined, synthesis-oriented molecular fragments that efficiently organize structural diversity but treat fragments largely independently, whereas Wu *et al.*¹⁴ employed a function-

driven fragmentation scheme based on the electron push-pull principle, emphasizing electronic roles with limited structural uniformity across molecular classes.

Table 5 Comparison of ML model performances

Our research	Algorithm	XGBoost	RF	SVR	LGBM	MLP
	Performance (r)	0.93	0.94	0.85	0.91	0.93
Kim <i>et al.</i> ¹⁵	Algorithm	XGBoost	RF	GBDT	LGBM	AdaB
	Performance (r)	0.85	0.86	0.86	0.86	0.86
Yao Wu <i>et al.</i> ¹⁴	Algorithm	LR	RF	MLR	BRT	ANN
	Performance (r)	0.54	0.70	0.59	0.71	0.60



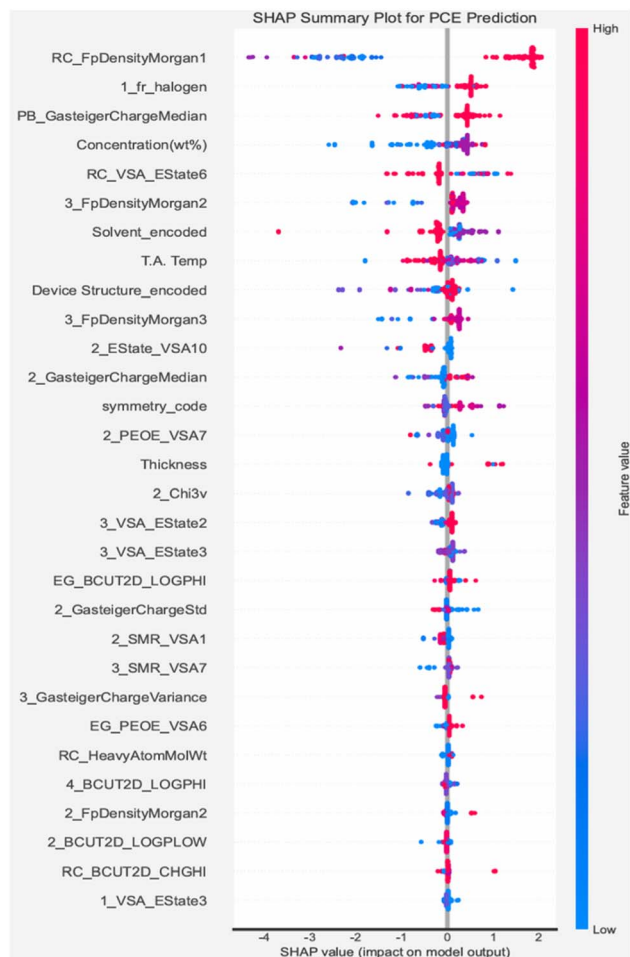


Fig. 10 SHAP-based feature importance summary for PCE prediction.

In contrast, our study adopts a chemically meaningful fragmentation framework that incorporates explicit local symmetry information and integrates fragment-level features into a unified molecular representation. Combined with experimentally measured device parameters and polymer-specific chemical descriptors, this approach simultaneously captures electronic, structural, and processing effects, leading to improved predictive accuracy and enhanced generalizability. Our model was evaluated using a held-out test set from an in-house experimental database, while the results from Kim *et al.*¹⁵ and Wu *et al.*¹⁴ were taken from their respective publications, each based on independently constructed datasets and evaluation protocols.

To further assess the generalization ability of the model, 130 data^{35–64} points independently collected from the literature and not used during model training were extracted and evaluated using the same XGBoost model. Despite the inherent heterogeneity of literature data, including variations in material combinations and experimental conditions, the model achieved an R^2 of 0.62, an MAE of 2.11, and an RMSE of 2.63, indicating reasonable predictive performance on unseen data (Fig. S9).

2.6 Feature importance analysis using SHAP

To enhance interpretability and quantitatively assess the contribution of individual features to PCE predictions, we performed a SHAP (SHapley Additive exPlanations) analysis on the XGBoost model trained using Method 1.

The SHAP analysis (Fig. 10) identifies key features governing PCE prediction, which are primarily associated with molecular stability, local electronic structure, and processing conditions, highlighting the multiscale nature of performance-determining factors in organic photovoltaic devices.

Among the top five features, RC_FpDensityMorgan1 shows the strongest impact, indicating that dense and electronically coherent core environments favor efficient charge transport and reduced energetic disorder. 1_fr_halogen further highlights the positive role of halogen substitution, consistent with enhanced intermolecular interactions and frontier orbital tuning. PB_GasteigerChargeMedian emphasizes the importance of balanced local charge distribution in promoting charge separation while suppressing recombination. The prominence of solution concentration (wt%) reflects its role as a key processing parameter that mediates thin-film formation and structure–property coupling, with its influence becoming significant in specific molecular contexts. RC_VSA_EState6 indicates that exposed electronic environments at the molecular core critically affect interfacial charge-transfer processes.

Beyond intrinsic molecular descriptors, several processing parameters including concentration, thermal annealing temperature, solvent type, device structure, and active-layer thickness also appear among the influential features. Although their average SHAP magnitudes are smaller, these parameters can become decisive depending on molecular structure, suggesting that they act as conditional modifiers of morphology, crystallinity, and charge-transport pathways. Notably, symmetry-related descriptors also contribute non-negligibly, implying that fragment-level local symmetry influences molecular packing regularity and orientational degeneracy.

Consistent with the SHAP results, the feature-importance rankings obtained from the XGBoost, RF, and LGBM models also highlight RC_FpDensityMorgan1 and 1_fr_halogen as major contributors (Fig. S10 and S11), supporting the reliability of the SHAP-based interpretation across different learning algorithms.

Overall, SHAP analysis demonstrates that PCE is governed by a synergistic interplay between molecular electronic structure, topology, symmetry, and processing conditions. The fragment-based, symmetry-aware descriptor framework effectively captures these coupled effects, providing both high predictive accuracy and physically interpretable structure–process property relationships.

3 Conclusions

In this study, we established an OPV data platform to systematically collect experimental data and developed machine-



learning models for predicting device performance. Fragment-based representations of donor and acceptor molecules were constructed using two fragmentation strategies, and 224 physicochemical descriptors were generated using RDKit and Stk.

Among five machine-learning models evaluated, XGBoost showed the best performance with an R^2 of 0.849. Robust validation using five-fold cross-validation and multiple random states confirmed the reliability of the models. SHAP analysis identified local molecular symmetry as a key factor influencing PCE, highlighting its important role in OPV performance.

Future work will extend this framework by refining symmetry definitions and integrating external literature data to explore new high-efficiency donor-acceptor combinations.

Author contributions

J. L.: conceptualization, data curation, formal analysis, methodology, writing – original draft. H. B.: machine learning modeling, methodology, writing – review & editing. H. S.: code review, validation. H. L.: experimental investigation, sample preparation. F. A.: materials synthesis, experimental data analysis. D. K.: conceptualization, supervision, project administration. All authors contributed to manuscript review and revision.

Conflicts of interest

The authors declare no competing interests.

Data availability

Code availability: <https://github.com/juhyun7749/OPV-ML-2025>.

The computational codes developed and used for this study are openly accessible *via* GitHub at [<https://github.com/juhyun7749/OPV-ML-2025>].

To ensure long-term preservation and reproducibility, a fixed version of the repository corresponding to the manuscript has been archived in Zenodo (DOI: <https://doi.org/10.5281/zenodo.18688051>).

All relevant datasets required to reproduce the analyses and figures presented in this article are included in the Zenodo archive.

The archived materials are provided under an open license to facilitate reuse and future research based on this work. The calculated molecular descriptors for the OPV donor and acceptor materials used in this study are openly available.

Supplementary information (SI): additional figures, model details, descriptor information, and dataset descriptions used in this study. See DOI: <https://doi.org/10.1039/d5dd00496a>.

References

- 1 C. W. Tang, Two-layer organic photovoltaic cell, *Appl. Phys. Lett.*, 1986, **48**, 183–185, DOI: [10.1063/1.96937](https://doi.org/10.1063/1.96937).
- 2 N. M. O'Boyle, C. M. Campbell and G. R. Hutchison, Computational design and selection of optimal organic photovoltaic materials, *J. Phys. Chem. C*, 2011, **115**, 16200–16210, DOI: [10.1021/jp202977x](https://doi.org/10.1021/jp202977x).
- 3 C. Zanlorenzi and L. Akcelrud, L. Morphological and photophysical properties of polyfluorene copolymers containing quinoxaline units, *J. Polym. Sci., Part B: Polym. Phys.*, 2017, **55**, 919, DOI: [10.1002/polb.24348](https://doi.org/10.1002/polb.24348).
- 4 M. J. S. Dewar, E. G. Zebisch, E. F. Healy and J. J. P. Stewart, Development and use of quantum mechanical molecular models. 76. AM1: a new general purpose quantum mechanical molecular model, *J. Am. Chem. Soc.*, 1985, **107**, 3902–3909, DOI: [10.1021/ja00299a024](https://doi.org/10.1021/ja00299a024).
- 5 J. J. P. Stewart, Optimization of parameters for semiempirical methods v: modification of NDDO approximations and application to 70 elements, *J. Mol. Model.*, 2007, **13**, 1173–1213, DOI: [10.1007/s00894-007-0233-4](https://doi.org/10.1007/s00894-007-0233-4).
- 6 J. J. P. Stewart, Optimization of parameters for semiempirical methods vi: more modifications to the NDDO approximations and re-optimization of parameters, *J. Mol. Model.*, 2013, **19**, 1–32, DOI: [10.1007/s00894-012-1667-x](https://doi.org/10.1007/s00894-012-1667-x).
- 7 T. Fink, H. Bruggesser and J.-L. Reymond, Virtual exploration of the small-molecule chemical universe below 160 Daltons, *Angew. Chem.*, 2005, **44**, 1504–1508, DOI: [10.1002/anie.200462457](https://doi.org/10.1002/anie.200462457).
- 8 J. L. Reymond, R. van Deursen, L. C. Blum and L. Ruddigkeit, Chemical space as a source for new drugs, *MedChemComm*, 2010, **1**, 30–38, DOI: [10.1039/c0md00020e](https://doi.org/10.1039/c0md00020e).
- 9 T. Le Bahers, *et al.*, Modeling dye-sensitized solar cells: from theory to experiment, *J. Phys. Chem. Lett.*, 2013, **4**, 1044–1050, DOI: [10.1021/jz4001823](https://doi.org/10.1021/jz4001823).
- 10 N. Martsinovich and A. Troisi, High-throughput computational screening of chromophores for dye-sensitized solar cells, *J. Phys. Chem. C*, 2011, **115**, 11781–11792, DOI: [10.1021/jp202827r](https://doi.org/10.1021/jp202827r).
- 11 V. Venkatraman and B. K. Alsberg, Construction of thermally stable 3,6-disubstituted spiro-fluorene derivatives as host materials for blue phosphorescent organic light-emitting diodes, *Dyes Pigm.*, 2015, **114**, 69, DOI: [10.1016/j.dyepig.2014.11.011](https://doi.org/10.1016/j.dyepig.2014.11.011).
- 12 S. Tortorella, F. De Angelis and G. Cruciani, Quantitative structure-property relationship modeling of small organic molecules for solar cells applications 32, *J. Chemom.*, 2018, e2957, DOI: [10.1002/cem.2957](https://doi.org/10.1002/cem.2957).
- 13 S. A. Lopez, *et al.*, The Harvard organic photovoltaic dataset, *Sci. Data*, 2016, **3**, 160086, DOI: [10.1038/sdata.2016.86](https://doi.org/10.1038/sdata.2016.86).
- 14 Y. Wu, J. Guo, R. Sun and J. Min, Machine learning for accelerating the discovery of high-performance donor/acceptor pairs in non-fullerene organic solar cells, *npj Comput. Mater.*, 2020, **6**, 120, DOI: [10.1038/s41524-020-00388-2](https://doi.org/10.1038/s41524-020-00388-2).
- 15 G.-H. Kim, C. Lee, K. Kim and D.-H. Ko, Novel structural feature-descriptor platform for machine learning to accelerate the development of organic photovoltaics, *Nano Energy*, 2023, **106**, 108108, DOI: [10.1016/j.nanoen.2022.108108](https://doi.org/10.1016/j.nanoen.2022.108108).
- 16 J. Hachmann, *et al.*, The Harvard Clean Energy Project: large-scale computational screening and design of organic



- photovoltaics on the world community grid, *J. Phys. Chem. Lett.*, 2011, **2**, 2241–2251, DOI: [10.1021/jz200866s](https://doi.org/10.1021/jz200866s).
- 17 S. A. Lopez, B. Sanchez-Lengeling, J. de Goes Soares and A. Aspuru-Guzik, Design principles and top non-fullerene acceptor candidates for organic photovoltaics, *Joule*, 2017, **1**, 857–870, DOI: [10.1016/j.joule.2017.10.006](https://doi.org/10.1016/j.joule.2017.10.006).
- 18 Z.-W. Zhao, M. del Cueto, Y. Geng and A. Troisi, Effect of increasing the descriptor set on machine learning prediction of small molecule-based organic solar cells, *Chem. Mater.*, 2020, **32**, 7777–7787, DOI: [10.1021/acs.chemmater.0c02325](https://doi.org/10.1021/acs.chemmater.0c02325).
- 19 Z.-W. Zhao, M. del Cueto and A. Troisi, Limitations of machine learning models when predicting compounds with completely new chemistries: possible improvements applied to the discovery of new non-fullerene acceptors, *Digit. Discov.*, 2022, **1**, 595–610, DOI: [10.1039/D2DD00004K](https://doi.org/10.1039/D2DD00004K).
- 20 H. Sahu, W. Rao, A. Troisi and H. Ma, Toward predicting efficiency of organic solar cells *via* machine learning and improved descriptors, *Adv. Energy Mater.*, 2018, **8**, 1801032, DOI: [10.1002/aenm.201801032](https://doi.org/10.1002/aenm.201801032).
- 21 Y. Wen, *et al.*, Simultaneous optimization of donor/acceptor pairs and device specifications for nonfullerene organic solar cells, *Nat. Commun.*, 2023, **14**, 4524, DOI: [10.1038/s41467-023-40032-3](https://doi.org/10.1038/s41467-023-40032-3).
- 22 H. Jang, *et al.*, Deep learning-based design of high performance organic solar cells, *ACS Appl. Mater. Interfaces*, 2020, **12**, 10346–10354, DOI: [10.1021/acsami.9b21349](https://doi.org/10.1021/acsami.9b21349).
- 23 X. Ma, *et al.*, Machine learning-assisted screening of polymer donor materials for high-performance non-fullerene organic solar cells, *Adv. Sci.*, 2020, **7**, 2001776, DOI: [10.1002/advs.202001776](https://doi.org/10.1002/advs.202001776).
- 24 Q. Ling, High-Throughput Molecular Design of Donors and Non-Fullerene Acceptors for Organic Solar Cells Based on Convolutional Neural Networks, *J. Chem. Inf. Model.*, 2025, **65**, 10107–10123, DOI: [10.1021/acs.jcim.5c01634](https://doi.org/10.1021/acs.jcim.5c01634).
- 25 L. Zhu, The Key Descriptors for Predicting the Exciton Binding Energy of Organic Photovoltaic Materials, *Angew. Chem., Int. Ed.*, 2025, **64**, e202413913, DOI: [10.1002/anie.202413913](https://doi.org/10.1002/anie.202413913).
- 26 P. Raccuglia, *et al.*, Machine-learning-assisted materials discovery using failed experiments, *Nature*, 2016, **533**, 73–76, DOI: [10.1038/nature17439](https://doi.org/10.1038/nature17439).
- 27 H. Li Jin, Machine learning study of D:A1:A2 ternary organic solar cells, *Org. Electron.*, 2024, **125**, 106988, DOI: [10.1016/j.orgel.2023.106988](https://doi.org/10.1016/j.orgel.2023.106988).
- 28 ChemAxon, *Marvin JS and JChem Microservices*, ChemAxon Ltd., Budapest, Hungary, <https://chemaxon.com>.
- 29 E. Willighagen, *et al.*, The Chemistry Development Kit (CDK) v2.0: atom typing, depiction, molecular formulas, and substructure searching, *J. Cheminf.*, 2017, **9**, 33.
- 30 Z. Zhu, *et al.*, Machine-learning-assisted exploration of new non-fullerene acceptors for high-efficiency organic solar cells, *Cell Rep. Phys. Sci.*, 2024, **5**, 102316, DOI: [10.1016/j.xcrp.2024.102316](https://doi.org/10.1016/j.xcrp.2024.102316).
- 31 O. A. Álvarez-Gonzaga, U. A. Vergara-Beltran and J. I. Rodríguez, Machine learning models with different cheminformatics data sets to forecast the power conversion efficiency of organic solar cells, *arXiv*, 2024, preprint, 10.48550/arXiv.2410.23444.
- 32 T. Upreti, S. Wilken, H. Zhang and M. Kemerink, Slow relaxation of photogenerated charge carriers boosts open-circuit voltage of organic solar cells, *J. Phys. Chem. Lett.*, 2021, **12**, 9874–9881, DOI: [10.1021/acs.jpcclett.1c02235](https://doi.org/10.1021/acs.jpcclett.1c02235).
- 33 M. Azzouzi, *et al.*, Nonradiative energy losses in bulk-heterojunction organic photovoltaics, *Phys. Rev. X*, 2018, **8**, 031055, DOI: [10.1103/PhysRevX.8.031055](https://doi.org/10.1103/PhysRevX.8.031055).
- 34 N. K. Elumalai and A. Uddin, Open circuit voltage of organic solar cells: an in-depth review, *Energy Environ. Sci.*, 2016, **9**, 391–410, DOI: [10.1039/C5EE02871J](https://doi.org/10.1039/C5EE02871J).
- 35 X. Dong, *et al.*, Large-Area Organic Solar Modules with Efficiency Over 14%, *Adv. Funct. Mater.*, 2022, **32**, 2110209, DOI: [10.1002/adfm.202110209](https://doi.org/10.1002/adfm.202110209).
- 36 W. Zhu, *et al.*, Crystallography, Morphology, Electronic Structure, and Transport in Non-Fullerene/Non-Indacenodithienothiophene Polymer:Y6 Solar Cells, *J. Am. Chem. Soc.*, 2020, **142**, 14532–14547, DOI: [10.1021/jacs.0c05560](https://doi.org/10.1021/jacs.0c05560).
- 37 R. Wang, *et al.*, Rational Tuning of Molecular Interaction and Energy Level Alignment Enables High-Performance Organic Photovoltaics, *Adv. Mater.*, 2019, **31**(43), 1904215, DOI: [10.1002/adma.201904215](https://doi.org/10.1002/adma.201904215).
- 38 R. Yu, *et al.*, Improved Charge Transport and Reduced Nonradiative Energy Loss Enable Over 16% Efficiency in Ternary Polymer Solar Cells, *Adv. Mater.*, 2019, **31**(36), 1902302, DOI: [10.1002/adma.201902302](https://doi.org/10.1002/adma.201902302).
- 39 X. Liu, *et al.*, Non-Halogenated Polymer Donor-Based Organic Solar Cells with a Nearly 15% Efficiency Enabled by a Classic Ternary Strategy, *ACS Appl. Energy Mater.*, 2021, **4**(2), 1774–1783, DOI: [10.1021/acsaeam.0c02912](https://doi.org/10.1021/acsaeam.0c02912).
- 40 X. Xu, *et al.*, Developing Wide Bandgap Polymers Based on Sole Benzodithiophene Units for Efficient Polymer Solar Cells, *Chem.–Eur. J.*, 2020, **26**(49), 11241–11249, DOI: [10.1002/chem.202000951](https://doi.org/10.1002/chem.202000951).
- 41 M. H. Yang, *et al.*, Roll-to-Roll Compatible Quinoxaline-Based Polymers toward High-Performance Polymer Solar Cells, *J. Mater. Chem. A*, 2020, **8**(47), 25208–25216, DOI: [10.1039/D0TA09354H](https://doi.org/10.1039/D0TA09354H).
- 42 P. Chao, *et al.*, A Benzo[1,2-b:4,5-c']dithiophene-4,8-Dione-Based Polymer Donor Achieving an Efficiency over 16%, *Adv. Mater.*, 2020, **32**(10), 1907059, DOI: [10.1002/adma.201907059](https://doi.org/10.1002/adma.201907059).
- 43 X. Huang, *et al.*, Novel Narrow Bandgap Terpolymer Donors Enable Record Performance for Semitransparent Organic Solar Cells Based on All-Narrow Bandgap Semiconductors, *Adv. Funct. Mater.*, 2021, **32**, 2108634, DOI: [10.1002/adfm.202108634](https://doi.org/10.1002/adfm.202108634).
- 44 Z. Wang, *et al.*, High Power Conversion Efficiency of 13.61% for 1 cm² Flexible Polymer Solar Cells Based on Patternable and Mass-Productible Gravure-Printed Silver Nanowire Electrodes, *Adv. Funct. Mater.*, 2021, **3**(4), 2007276, DOI: [10.1002/adfm.202007276](https://doi.org/10.1002/adfm.202007276).
- 45 X. Dong, *et al.*, Large-Area Organic Solar Modules with Efficiency over 14%, *Adv. Funct. Mater.*, 2022, **32**(15), 2110209, DOI: [10.1002/adfm.202110209](https://doi.org/10.1002/adfm.202110209).



- 46 Y. Chen, *et al.*, Asymmetric Alkoxy and Alkyl Substitution on Nonfullerene Acceptors Enabling High-Performance Organic Solar Cells, *Adv. Energy Mater.*, 2021, **11**(3), 2003141, DOI: [10.1002/aenm.202003141](https://doi.org/10.1002/aenm.202003141).
- 47 J. Yuan, *et al.*, Patterned Blade Coating Strategy Enables Enhanced Device Reproducibility and Optimized Morphology of Organic Solar Cells, *Adv. Energy Mater.*, 2021, **11**(18), 2100098, DOI: [10.1002/aenm.202100098](https://doi.org/10.1002/aenm.202100098).
- 48 K.-E. Hung, *et al.*, Non-Volatile Perfluorophenyl-Based Additive for Enhanced Efficiency and Thermal Stability of Nonfullerene Organic Solar Cells *via* Supramolecular Fluorinated Interactions, *Adv. Energy Mater.*, 2022, **12**(12), 2103702, DOI: [10.1002/aenm.202103702](https://doi.org/10.1002/aenm.202103702).
- 49 W.-Z. Fo, *et al.*, Highly Efficient Binary Solvent Additive-Processed Organic Solar Cells by the Blade-Coating Method, *Macromol. Chem. Phys.*, 2021, **222**(17), 2100062, DOI: [10.1002/macp.202100062](https://doi.org/10.1002/macp.202100062).
- 50 R. Ma, *et al.*, Improving Open-Circuit Voltage by a Chlorinated Polymer Donor Endows Binary Organic Solar Cells Efficiencies over 17%, *Sci. China: Chem.*, 2020, **63**(3), 325–330, DOI: [10.1007/s11426-019-9669-3](https://doi.org/10.1007/s11426-019-9669-3).
- 51 Z. Luo, *et al.*, Altering Alkyl-Chain Branching Positions for Boosting the Performance of Small-Molecule Acceptors for Highly Efficient Nonfullerene Organic Solar Cells, *Sci. China: Chem.*, 2020, **63**(3), 361–369, DOI: [10.1007/s11426-019-9670-2](https://doi.org/10.1007/s11426-019-9670-2).
- 52 J. Yuan, *et al.*, Single-Junction Organic Solar Cell with over 15% Efficiency Using a Fused-Ring Acceptor with an Electron-Deficient Core, *Joule*, 2019, **3**(4), 1140–1151, DOI: [10.1016/j.joule.2019.01.004](https://doi.org/10.1016/j.joule.2019.01.004).
- 53 K. Jiang, *et al.*, Alkyl Chain Tuning of Small Molecule Acceptors for Efficient Organic Solar Cells, *Joule*, 2019, **3**(12), 3020–3033, DOI: [10.1016/j.joule.2019.09.010](https://doi.org/10.1016/j.joule.2019.09.010).
- 54 F. Lin, *et al.*, A Non-Fullerene Acceptor with Enhanced Intermolecular π -Core Interaction for High-Performance Organic Solar Cells, *J. Am. Chem. Soc.*, 2020, **142**(36), 15246–15251, DOI: [10.1021/jacs.0c07083](https://doi.org/10.1021/jacs.0c07083).
- 55 D. Li, *et al.*, Enhanced and Balanced Charge Transport Boosting Ternary Organic Solar Cells over 17% Efficiency, *Adv. Mater.*, 2020, **32**(34), 2002344, DOI: [10.1002/adma.202002344](https://doi.org/10.1002/adma.202002344).
- 56 K. Li, *et al.*, Ternary Blended Fullerene-Free Polymer Solar Cells with 16.5% Efficiency Enabled by a Higher-LUMO-Level Acceptor to Improve Film Morphology, *Adv. Energy Mater.*, 2019, **9**(33), 1901728, DOI: [10.1002/aenm.201901728](https://doi.org/10.1002/aenm.201901728).
- 57 K. Yu, *et al.*, Achieving 18.14% Efficiency of Ternary Organic Solar Cells with an Alloyed Nonfullerene Acceptor, *Small Struct.*, 2021, **2**(11), 2100099, DOI: [10.1002/sstr.202100099](https://doi.org/10.1002/sstr.202100099).
- 58 M.-A. Pan, *et al.*, 16.7%-Efficiency Ternary Blended Organic Photovoltaic Cells with PCBM as an Acceptor Additive to Increase Open-Circuit Voltage and Phase Purity, *J. Mater. Chem. A*, 2019, **7**(36), 20713–20722, DOI: [10.1039/C9TA06929A](https://doi.org/10.1039/C9TA06929A).
- 59 Y. Cho, *et al.*, Guest-Oriented Non-Fullerene Acceptors for Ternary Organic Solar Cells with over 16.0% and 22.7% Efficiencies under One-Sun and Indoor Light, *Nano Energy*, 2020, **75**, 104896, DOI: [10.1016/j.nanoen.2020.104896](https://doi.org/10.1016/j.nanoen.2020.104896).
- 60 T. Wang, *et al.*, Solution-Processed Polymer Solar Cells with over 17% Efficiency Enabled by an Iridium Complexation Approach, *Adv. Energy Mater.*, 2020, **10**(22), 2000590, DOI: [10.1002/aenm.202000590](https://doi.org/10.1002/aenm.202000590).
- 61 N. Nakao, *et al.*, Pronounced Backbone Coplanarization by π -Extension in a Sterically Hindered Conjugated Polymer System Leads to Higher Photovoltaic Performance in Non-Fullerene Solar Cells, *ACS Appl. Mater. Interfaces*, 2021, **13**(47), 56420–56429, DOI: [10.1021/acsami.1c17199](https://doi.org/10.1021/acsami.1c17199).
- 62 G. Zhang, *et al.*, Naphthalenothiophene Imide-Based Polymer Exhibiting over 17% Efficiency in Organic Solar Cells, *Joule*, 2021, **5**(4), 931–944, DOI: [10.1016/j.joule.2021.02.003](https://doi.org/10.1016/j.joule.2021.02.003).
- 63 X. Xu, *et al.*, Single-Junction Polymer Solar Cells with 16.35% Efficiency Enabled by a Platinum(II) Complexation Strategy, *Adv. Mater.*, 2019, **31**(29), 1901872, DOI: [10.1002/adma.201901872](https://doi.org/10.1002/adma.201901872).
- 64 N. Nakao, *et al.*, Triphenyleno[1,2-c:7,8-c']bis([1,2,5]thiadiazole) as a V-Shaped Electron-Deficient Unit to Construct Wide-Bandgap Amorphous Polymers for Efficient Organic Solar Cells, *ACS Appl. Mater. Interfaces*, 2021, **13**(47), 56420–56429, DOI: [10.1021/acsami.1c19708](https://doi.org/10.1021/acsami.1c19708).

