


RSC Chemical Biology

rsc.li/rsc-chembio

The Royal Society of Chemistry is the world's leading chemistry community. Through our high impact journals and publications we connect the world with the chemical sciences and invest the profits back into the chemistry community.

IN THIS ISSUE

ISSN 2633-0679 CODEN RCBSAO 7(6) 925-1124 (2026)



Cover

See Michael A. Herrera, Francesca Spyrikis, Louise K. Charkoudian, Dominic J. Campopiano *et al.*, pp. 983–997. Image reproduced by permission of Michael Andrés Herrera from *RSC Chem. Biol.*, 2026, 7, 983.



Inside cover

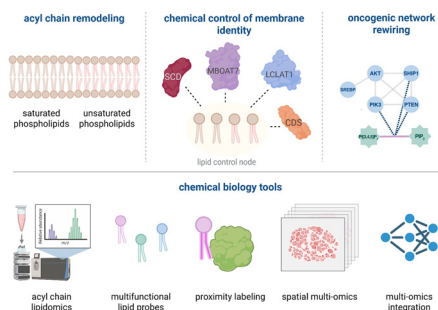
See Kazumitsu Onizuka, Jiro Kondo, Fumi Nagatsugi *et al.*, pp. 998–1005. Image reproduced by permission of Kazumitsu Onizuka from *RSC Chem. Biol.*, 2026, 7, 998.

REVIEWS

933

Decoding protein-phospholipid interaction networks in cancer: the role of acyl-chain remodeling

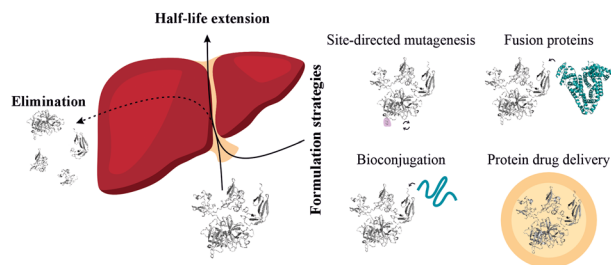
Berit Blume, Grace Potter, Carsten Schultz* and Andrew Emili*



945

Strategies to overcome hepatic clearance of endogenous proteins – molecular and formulation approaches

Kirstin Meiners, Tobias Stepic, Lorenz Meinel and Tessa Lühmann*



**GOLD
OPEN
ACCESS**

EES Batteries

**Exceptional research on
batteries and energy storage**

Part of the EES family



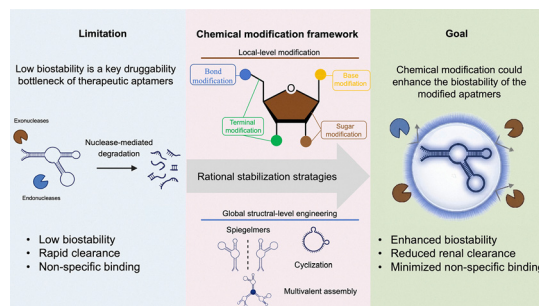
**Join
in** | Publish with us
rsc.li/EESBatteries

REVIEWS

964

Stability modification of therapeutic aptamers: from biostability bottlenecks to nuclease-resistant construct design

Zhuoheng Pan, Yufei Pan, Huarui Zhang, Zefeng Chen, Yihao Zhang, Baoting Zhang, Aiping Lu,* Ge Zhang* and Sifan Yu*

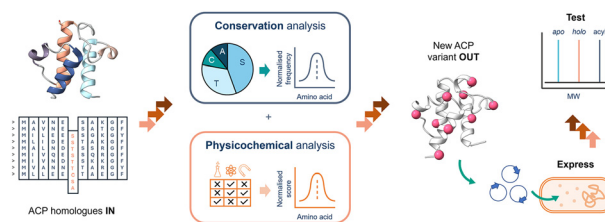


PAPERS

983

De novo acyl carrier proteins display structure-independent modification and sequence novelty

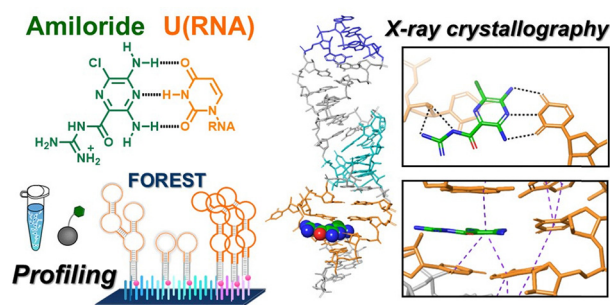
Michael A. Herrera,* Grace K. King, Zoe Ozols, Gioele A. Tiburtini, Nicoletta Schiavo, Francesca Spyarakis,* Louise K. Charkoudian* and Dominic J. Campopiano*



998

RNA-binding landscape of amiloride: large-scale profiling and structural basis of U–U mismatch recognition

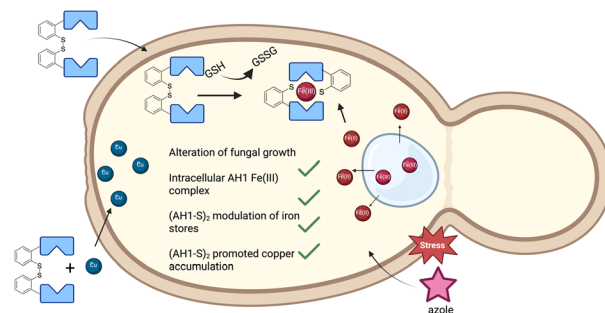
Kosuke Tsuzuki, Kazumitsu Onizuka,* Momo Okada, Ryosuke Nagasawa, Emi Miyashita, Kaoru R. Komatsu, Hirohide Saito, Jiro Kondo* and Fumi Nagatsugi*



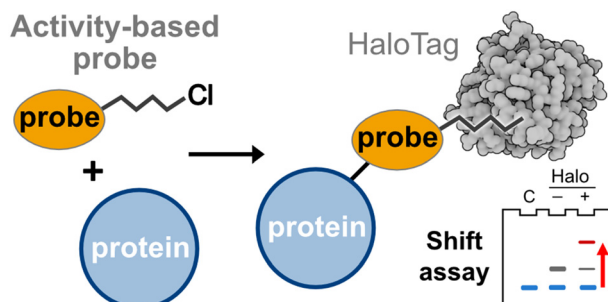
1006

Prochelators modulate azole activity against *Candida albicans* in a metal-dependent manner

Madeline Ann Merriman, Catherine A. Denning-Jannace, Andrea Barboza Hurtado, Francesca A. Vaccaro, Yu-Shien Sung, Elisa Tomat and Katherine J. Franz*



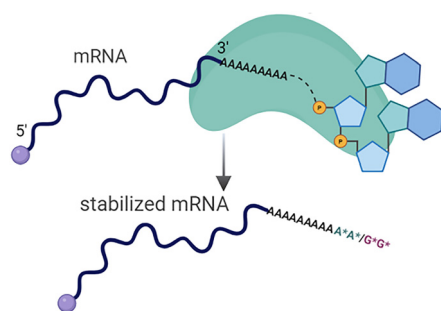
1018



A cysteine reactive chloroalkane probe enables HaloTag ligation for downstream chemical proteomics analysis

Rubaba R. Abanti, Dongqing Wu and Pavel Kielkowski*

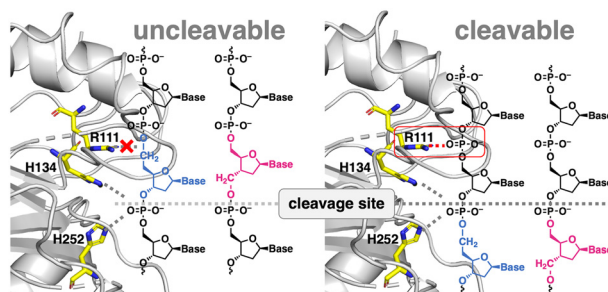
1024



Enhancing mRNA stability and translational potential through tailored modifications at the 3' end

Olga Perzanowska, Joanna Kowalska* and Jacek Jemielity*

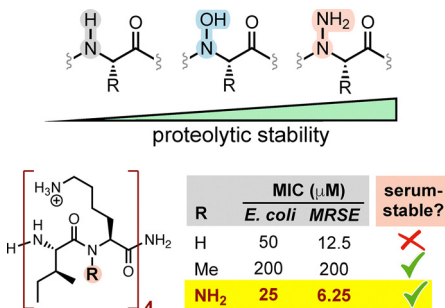
1034



Methylene insertion reveals the importance of phosphate–phosphate distance in DNase I cleavage

Ayano Nagaya, Kohji Seio and Yoshiaki Masaki*

1042



Backbone N-heteroatom substitution as a strategy to enhance peptide proteolytic stability

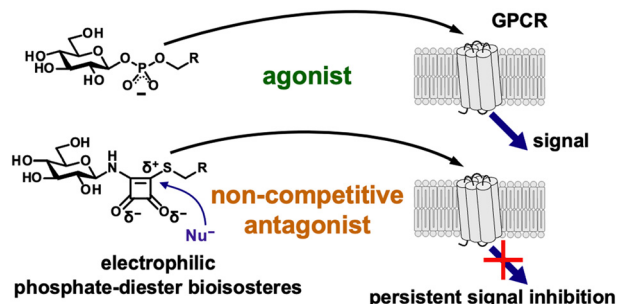
Avraz F. Anwar, Natalia Cano-Sampaio and Juan R. Del Valle*



1048

Mixed squaramide thioesters as phosphate group analogues for non-competitive antagonists of the phospholipid-sensing G protein-coupled receptor GPR55

Junpei Abe, Xianyue Huang, Nozomi Ishii, Itaru Imayoshi, Yoshio Hirabayashi, Ichiro Matsuo, Hiroyuki Kamiguchi, Yukishige Ito, Adam T. Guy* and Peter Greimel*



1056

A fluorescence-activated droplet sorting assay for ultra-high-throughput screening of PET hydrolases based on a pH indicator

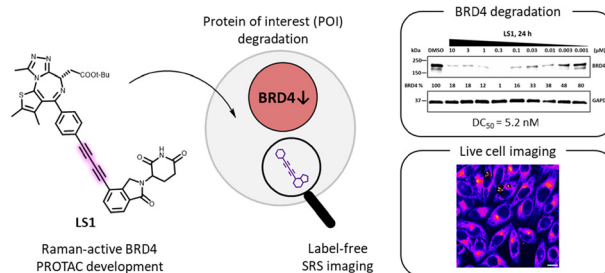
Maxine Yew, Haizhen Bi, Dingjie Wang, Rui Qi, Hailing Yuan, Huanhuan Zhai, Gen Li, Qinhong Wang* and Leilei Zhu*



1062

A new 4-atom linker enables PROTAC development and imaging

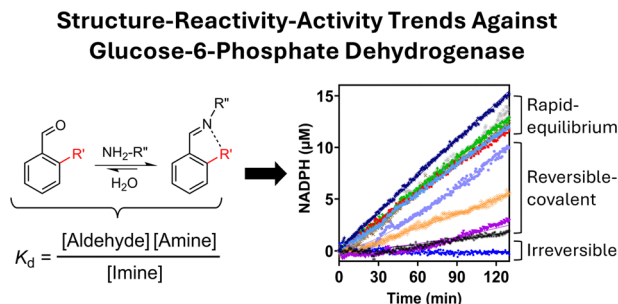
Spyros Letsios, Giovana Carrasco, Martin Lee, Mateen Wagiet, Marta Madureira, Marley Samways, Zaid Khan, Valerie G. Brunton, Olivera Grubisha and Alison N. Hulme*



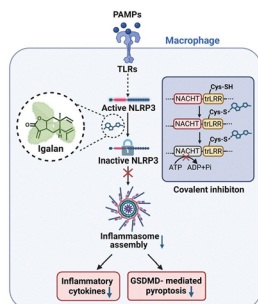
1073

ortho-Substituents govern aryl aldehyde reactivity: toward lysine-targeted, tunable inhibitors of glucose-6-phosphate dehydrogenase

Bronwyn E. Rowland, Kelsey D. Roy, Adil Alkaş, Mirele Barsoum, Tangweth Kuot, Jesse C. Fuller, Adrien J. Naudet, Elisa Ospanow and David L. Jakeman*



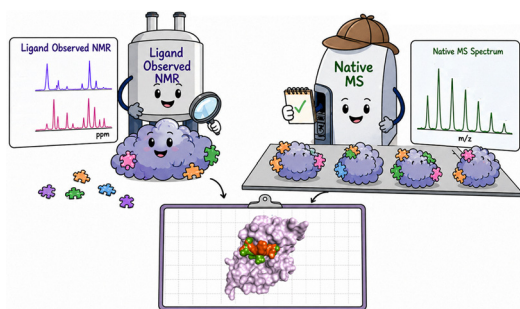
1088



Igalan attenuates sepsis-induced inflammation through covalent targeting of the NLRP3 inflammasome pathway

Chengchen Hou, Yang Chen, Wenjie Bi, Lin Gao, Simiao Yu, Xiaowen Zhang, Zekun Chen, Tiantian Wei, Dilnoza E. Dusmatova, Rimma F. Mukhamatkhanova, Ildar D. Sham'yanov, Liwen Han, Zhiyuan Lu, Hua Wang,* Nilufar Z. Mamadalieva* and Kewu Zeng*

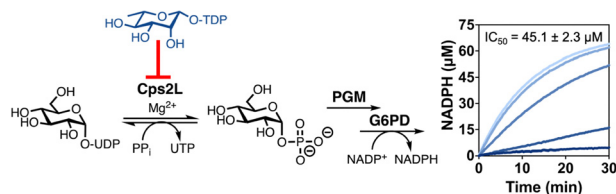
1099



Native MS and ligand observed NMR uncovers subtle SLiM binding variations that mediate HSP90-Hop PPI modulation

Tara K. Davids, Daniel A. Kusza, Shannon K. Misplon, Josef C. Späth, Richwell Mhlanga, David J. Clarke, Beatriz G. de la Torre, Fernando Albericio, Adrienne L. Edkins, Marwaan Rylands* and Clinton G. L. Veale*

1108



Development of a spectrophotometric assay for high-throughput screening and mechanistic characterization of glucose-1-phosphate thymidyltransferase inhibitors

Bronwyn E. Rowland, Jesse C. Fuller, Chigozie L. Okolie and David L. Jakeman*

CORRECTION

1120

Correction: Dynamic conformational equilibria in the active states of KRAS and NRAS

Enrico Rennella, Chrystèle Henry, Callum J. Dickson, Florian Georgescauld, Thomas E. Wales, Dirk Erdmann, Simona Cotesta, Michel Maira, Richard Sedrani, Saskia M. Brachmann, Nils Ostermann, John R. Engen, Lewis E. Kay, Kim S. Beyer,* Rainer Wilcken* and Wolfgang Jahnke*

