

Cite this: *Chem. Sci.*, 2025, 16, 5701 All publication charges for this article have been paid for by the Royal Society of ChemistryReceived 13th January 2025
Accepted 28th February 2025

DOI: 10.1039/d5sc00277j

rsc.li/chemical-science

Blue light-induced diazo cross-coupling: synthesis of allyldiazo compounds through reshuffling of functionalities†

Jiabao Tian, Jiahao Ling, Yanan Wang and Lei Zhou *

In this paper, we describe a new type of cross-coupling between simple diazo and vinyl diazo compounds that gives access to unusual allyldiazo products. Blue light discriminates two diazo compounds towards free carbene formation, triggering sequential cyclopropanation, (3+2) cycloaddition and ring opening rearrangement processes. This strategy involves an overall reshuffle of diazo functionality and olefinic carbons of vinyl diazo compounds with an extrusion of nitrogen. Mechanistic studies including a ¹⁵N-labelling experiment demonstrate that the diazo functionality of allyldiazo products derives from simple diazo compounds, while vinyl diazo reagents are selectively decomposed *via* energy transfer with thioxanthone photocatalyst. The obtained allyldiazo compounds can be efficiently converted into synthetically useful structures such as 1,3-dienes, *gem*-difluoro-1,4-diene, hydrazine, dihydropyrazole, pyridazine, and bicyclobutane.

Introduction

The chemistry of diazo compounds has been intensively studied since the first synthesis of ethyl diazoacetate by Curtius in 1883.^{1,2} The coupling of diazo compounds by complete decomposition of two diazo moieties is an alternative method for the synthesis of unsymmetrically substituted alkenes.^{3,4} However, this transformation has not found widespread applications due to the inevitable competition between homo- and cross-coupling processes.⁵ The challenge for the selective cross-coupling lies in the discrimination of diazo compounds toward carbenoids because most of them are readily decomposed by transition metals or under thermal and photochemical conditions. Diazo compounds are often coloured molecules, and their absorption is significantly affected by the substituents of the diazo carbon.⁶ In 2018, Jurberg and Davies pioneered the photolysis of aryldiazoacetates under blue light irradiation.⁷ Soon after this work, we reported a blue light-promoted selective diazo cross-coupling for the synthesis of trisubstituted alkenes by distinguishing aryldiazoacetates from other diazo compounds.⁸ Since then, various classical transition metal-catalyzed transformations of diazo compounds have been re-examined using visible light as the sole energy source, unlocking novel reaction pathways *via* free carbene intermediates.⁹

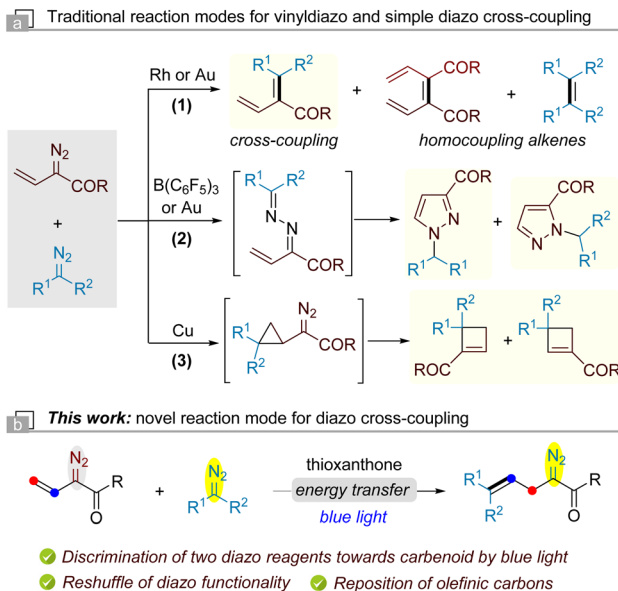
As a result of its high reactivity, the diazo group is usually introduced onto a targeted product at the end of synthesis.^{2e} Additional functionalization of an existing diazo compound without affecting the diazo functionality is also a promising method to prepare complex or even unconventional diazo compounds.¹⁰ Such manipulation usually employs relatively stable diazo compounds and relies on the transformations of molecular skeleton remote to the diazo functionality. Regarding the reactions of two diazo compounds, it is difficult to decompose one diazo compound while conserving the diazo functionality of another. In this context, our group developed a photoredox-enabled self-(3+2) cyclization of two vinyl diazo reagents, which provides cyclopentene derivatives with retention of one diazo functional group in the products.¹¹

At this point, we became intrigued in the photochemical reaction of vinyl diazo with simple diazo compounds. Previous works by Davies and Sun disclosed the selective cross-coupling of vinyl diazoacetates and aryldiazoacetates for the generation of conjugated 1,3-dienes catalyzed by Rh(II) and Au(I) respectively (Scheme 1a-1).⁴ Switching the ligands, the Au(I)-catalyzed cross-coupling of these two diazo compounds can produce *N*-substituted pyrazoles.¹² The selective diazo cross-coupling towards pyrazoles was also reported by Melen using a borane catalyst (Scheme 1a-2).¹³ Barluenga demonstrated the discrimination of simple and vinyl diazo systems towards carbenoids by a Cu(I) catalyst, allowing the formation of cyclobutenes *via* a sequential cyclopropanation/ring expansion process (Scheme 1a-3).¹⁴ Nevertheless, these transformations always result in the complete decomposition or functional loss of diazo groups. Herein, we report the use of blue light to discriminate vinyl diazo and simple diazo compounds, leading to the formation of

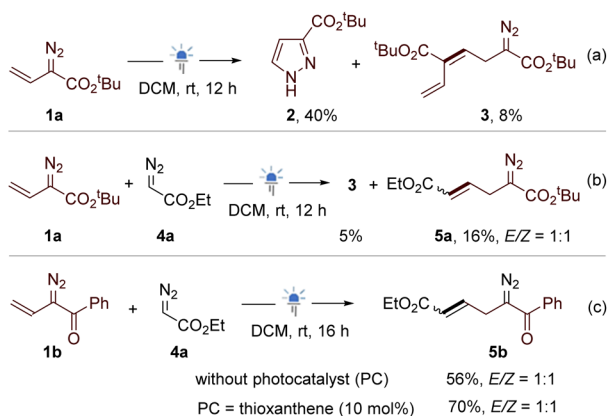
Institute of Green Chemistry and Molecular Engineering, School of Chemistry, Sun Yat-sen University, Guangzhou, 510275, China. E-mail: zhoul39@mail.sysu.edu.cn

† Electronic supplementary information (ESI) available. CCDC 2369613, 2369614 and 2369627. For ESI and crystallographic data in CIF or other electronic format see DOI: <https://doi.org/10.1039/d5sc00277j>





Scheme 1 The reactions of simple diazo and vinyl diazo compounds.



Scheme 2 Selective diazo cross-coupling toward allyldiazo compounds.

allyldiazo compounds *via* a distinct diazo cross-coupling reaction. Both vinyl diazo and simple diazo compounds undergo structural reorganization in which the diazo functionality and olefinic carbons have been reshuffled with an extrusion of nitrogen. Due to the low energy of blue light, such allyldiazo products can be isolated and were used for further derivatization on the basis of the rich chemistry of the diazo functional group.

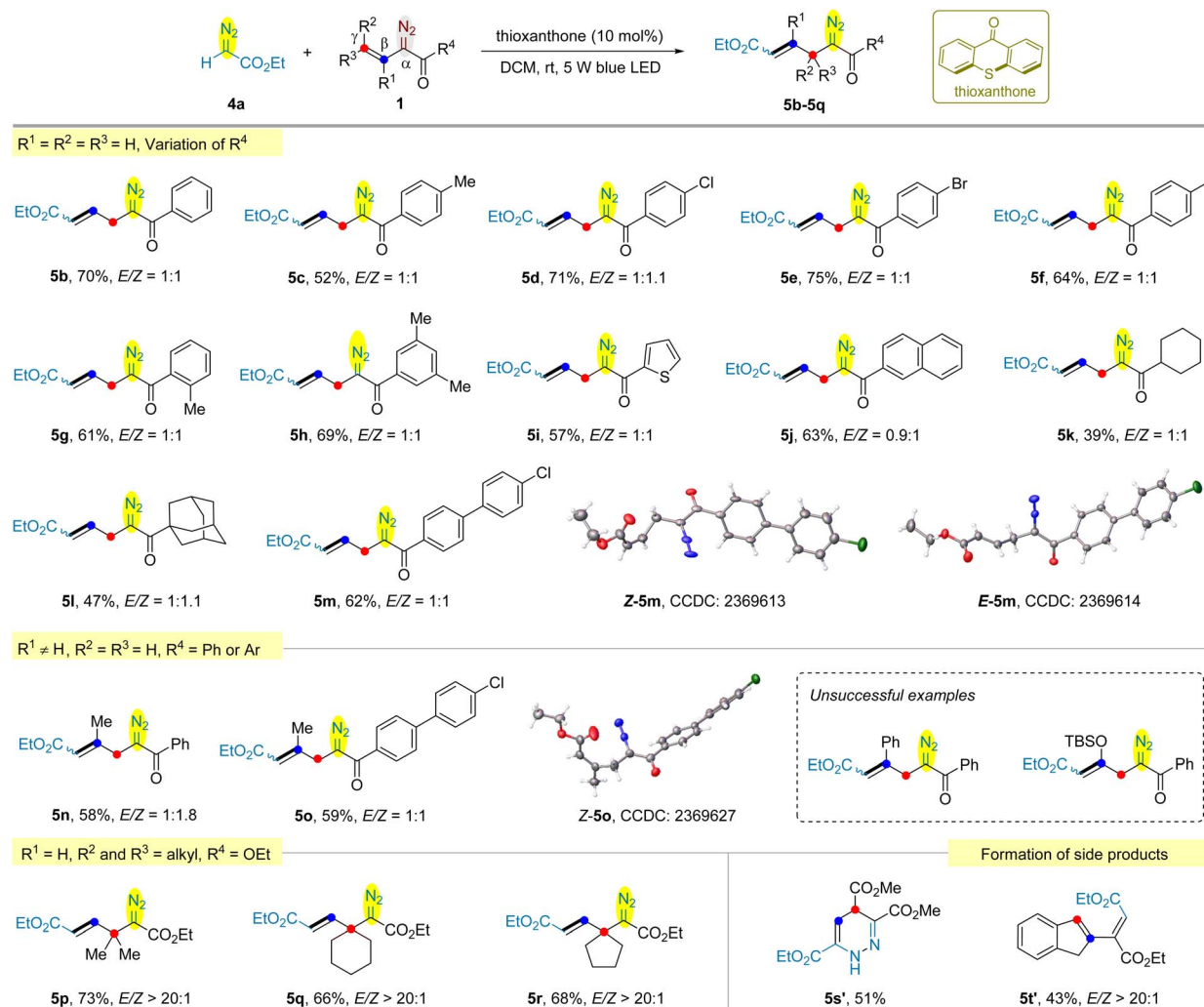
Results and discussion

During our studies of photochemical reactions of vinyl diazo compounds,¹⁵ we need to examine the stability of typical substrates under light irradiation conditions in the presence or absence of photocatalysts. Irradiating the DCM solution of *tert*-butyl vinyl diazoacetate **1a** for 2 h without photocatalyst provided minor amount of pyrazole *via* 1,5-electrocyclization.¹⁶ After

prolonging the irradiation time to 12 h, despite the yield of pyrazole **2** increased to 40%, an unexpected homo-coupling diazo product **3** was isolated in 8% yield (Scheme 2a). However, efforts to further improve the yield of **3** failed. We envisioned that the vinyl group of another molecule of **1a** might only act as a substituent. To validate the hypothesis, the reaction of ethyl diazoacetate **4a** with **1a** was examined. Except for the homo-coupling product **3** (5% yield), the cross-coupling product **5a** was obtained in 16% yield (Scheme 2b). We were delight to find that the irradiation of vinyl diazo ketone **1b** and **4a** afforded allyldiazo **5b** in 56% yield and the homo-coupling of **1b** was not observed (Scheme 2c). This interesting result encouraged us to optimize the reaction conditions using **1b** and **4a**. It was found that the yields of **5b** were not significantly affected by the solvents (see Table S1 in the ESI[†]). The addition of thioxanthone as the photocatalyst can increase the yield to 70%, while other photocatalysts such as benzophenone, riboflavin, Ru(bpy)₃Cl₂, fac-Ir(ppy)₃ disfavoured the reactions. The best reaction time is 16 h because further prolonging the irradiation time led to the gradual decomposition of allyldiazo product.

Under the above optimized reaction conditions, we explored the scope of the reaction. As shown in Scheme 3, the cross-coupling of ethyl diazoacetate **4a** with vinyl diazo bearing distinct aryl ketones gave the desired allyldiazo ketones **5c–5h** in 52–75% yields. Many substituents, including methyl and halogen (Cl, Br, and I) at the *ortho*- (**5g**), *meta*- (**5h**) and *para*- (**5c–5f**) are well tolerated. The reaction was also compatible with 2-thienyl ketone (**5i**) and 2-naphthyl ketone (**5j**). We prepared vinyl diazo alkyl ketones (R⁴ = cyclohexyl and adamantyl), and their reactions with **4a** afforded allyldiazo compounds **5k** and **5l** in moderate yields. Allyldiazo ketone **5m** is a solid and both structures of its *Z*- and *E*-isomers were confirmed by X-ray diffraction. Subsequently, the cross-coupling of β -methyl substituted vinyl diazo ketone **1n** with ethyl diazoacetate **4a** was examined. Surprisingly, the β -methyl group of **1n** relocated at γ -position in the product **5n**, indicating a rearrangement occurred in this reaction. The X-ray diffraction of *Z*-isomer of allyldiazo ketone **5o** confirmed our proposed structure. Switching the methyl on the β -position to phenyl or OTBS led to complex mixtures. Although we detected the formation of allyldiazo ketones by GC-MS, the attempt to obtain pure products failed. To further verify the reposition, γ,γ -dimethyl substituted vinyl diazoacetate **1p** was employed to react with **4a**, providing **5p** in 73% yield with >20:1 *E/Z* selectivity. It was found that both methyl groups were presented on the β -position of product **5p**. Using exocyclic vinyl diazoacetates **1q** and **1r** as the substrates, no ring expansion was observed and the corresponding allyldiazoacetates **5q** and **5r** were obtained in 66% and 68%, respectively.¹⁷ However, 1,4-dihydropyridazine **5s** was isolated as the major product in the reaction of **4a** with vinyl diazoacetate **1s** bearing an ester motif at the γ -position. We speculate that the additional electron-withdrawing ester group further destabilized the cyclopropane of 2,3-diazabicyclo[3.1.0]hex-2-ene intermediate, thus facilitating the direct cleavage of weakened fused [c] bond to form 1,4-dihydropyridazine.¹⁸ The cross-coupling of 2-indenyldiazoacetate **1t** with **4a** provided





Scheme 3 Visible light-promoted cross-coupling of ethyl diazoacetate **4a** with various vinyldiazo compounds. Reaction conditions: vinyldiazo compound **1** (0.4 mmol, 2 equiv.), ethyl diazoacetate **4a** (0.2 mmol, 1 equiv.), thioxanthone (10 mol%), DCM (2 mL), rt, 5 W blue LED, 16 h. Isolated yields of the products.

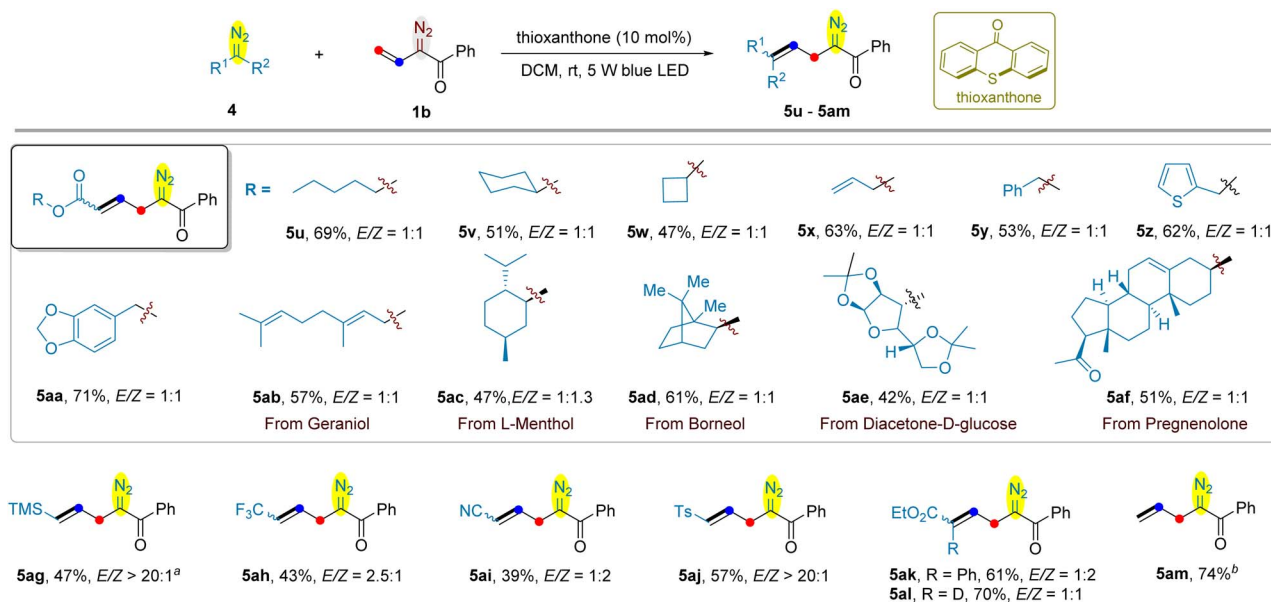
carbene dimerization product **5t'** presumably due to the difficulty in generating indene-fused cyclopropene.

Next, we used vinyldiazoketone **1b** to examine its cross-coupling with a series of acceptor-type diazo compounds (Scheme 4). Alkyl diazoacetates, such as *n*-pentyl (**5u**), cyclohexyl (**5v**) and cyclobutyl (**5w**) were found to react with **1b** smoothly to give the anticipated coupling products **5u–5w** in 47–69% yields. The C–C double of allyl diazoacetate remained intact, providing **5x** in 63% yield. Benzyl (**5y**) and its analogues such as thiophenylmethyl (**5z**) and benzodioxolymethyl (**5aa**) in the ester motif of diazoacetates were compatible. Encouraged by these results, diazoacetates deriving from naturally occurring alcohols, including geraniol (**5ab**), *L*-menthol (**5ac**), borneol (**5ad**), diacetone-*D*-glucose (**5ae**), and pregnenolone (**5af**) were employed for the cross-coupling with vinyldiazoketone **1b**; and they were all converted into the corresponding allyldiazoketones in satisfactory yields. The electron-withdrawing group of acceptor-type diazo compounds is not limited to ester, as exemplified by the use of trimethylsilyl (**5ag**), trifluoromethyl

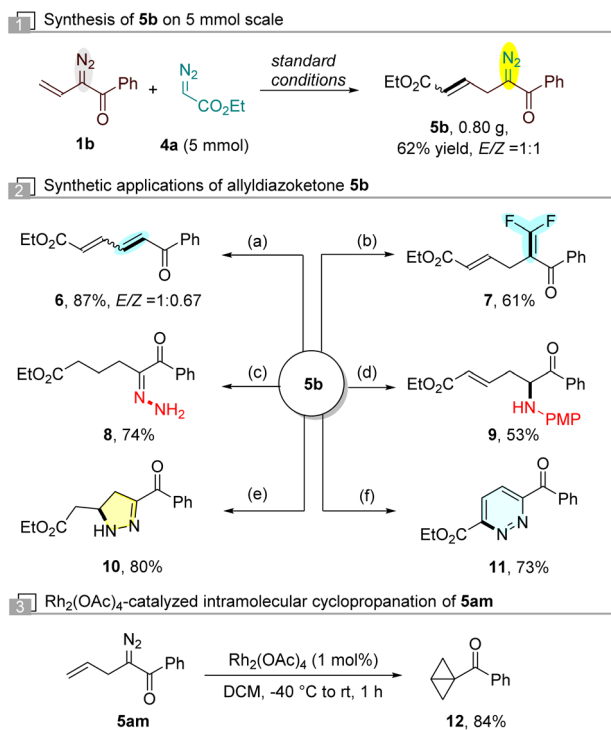
(**5ah**), cyano (**5ai**), and tosyl (**5aj**) substituted diazomethanes as the substrates. The reaction of donor–acceptor aryldiazoacetate with **1b** afforded the product **5ak** in 61% yield. However, acceptor–acceptor diethyl diazomalonate was not suitable substrate for this reaction. Replacing the terminal hydrogen of ethyl diazoacetate **4a** by deuterium led to allyldiazoketone **5al** bearing a vinyl C–D bond in identical yield as compared to **5b**. Finally, we were delighted to find that the cross-coupling of **1b** with unstable diazomethane proceeded smoothly, providing allyldiazoketone **5am** in 74% yield. In most of cases, the *E*- and *Z*-isomers were separable, except for **5ah**, **5ai** and **5ak**.

To demonstrate the synthetic applications of allyldiazo compounds, the cross-coupling of vinyldiazoketone **1b** and ethyl diazoacetate **4a** was performed on 5 mmol scale (Scheme 5-1). Both *E*- and *Z*-isomers of **5b** were isolated in 62% total yield. Typical transformations of allyldiazoketone **5b** were shown in Scheme 5-2. Using $Cu(MeCN)_4PF_6$ as the catalyst, *E*-**5b** underwent selective 1,2-*H* migration to give conjugated 1,3-diene **6** in 87% yield. *gem*-Difluoroalkene **7** was obtained in 61%





Scheme 4 Visible light-promoted cross-coupling of vinyl diazoketone **1b** and simple diazo compounds. Reaction conditions: vinyl diazoketone **1b** (0.4 mmol, 2 equiv.), simple diazo compound **4** (0.2 mmol, 1 equiv.), thioxanthone (10 mol%), DCM (2 mL), rt, 5 W blue LED, 16 h. Isolated yields of the products. ^a The ratio of TMSCHN₂ and vinyl diazoketone **1b** is 2 : 1. ^b The reaction was carried out using 20 equiv. of CH₂N₂ in 3 mL of DCM/Et₂O (v : v = 1 : 2).

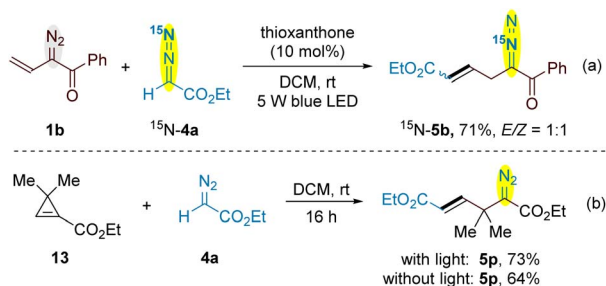


Scheme 5 Synthesis of **5b** on 5 mmol scale and synthetic applications of the products. (a) *E*-**5b** (0.1 mmol), Cu(MeCN)₄PF₆ (10 mol%), DCM, rt; (b) *E*-**5b** (0.1 mmol), TMSCF₃ (1.2 equiv.), NaI (2 equiv.), THF, 65 °C; (c) **5b** (*E/Z* = 1 : 1, 0.1 mmol), PtO₂ (10 mol%), H₂ (1 atm), HOAc (1 equiv.), EtOAc, rt; (d) *E*-**5b** (0.1 mmol), Cu(MeCN)₄PF₆ (5 mol%), *p*-anisidine (1 equiv.), DCM, rt; (e) **5b** (*E/Z* = 1 : 1, 0.1 mmol), P^{*t*}Bu₃ (3 equiv.), ¹Pr₂O, rt; (f) **5b** (*E/Z* = 1 : 1, 0.1 mmol), DABCO (1 equiv.), DCM, rt.

yield *via gem*-difluoroolefination of the diazo group of *E*-**5b**. Both the diazo group and C–C double were reduced by hydrogen gas (1 atm), affording hydrazine **8** in 74% yield. Cu-catalyzed N–H insertion of *E*-**5b** onto *p*-anisidine produced the corresponding product **9** in 53% yield. In the presence of P^{*t*}Bu₃, the reduced **5b** (1 : 1 *E/Z* mixture) further underwent intramolecular Michael addition to form dihydropyrazole **10** in 80% yield. Treatment of **5b** (1 : 1 *E/Z* mixture) with DABCO led to pyridazine **11** in the air. Although intermolecular cyclopropanation of **5b** with styrene was unsuccessful due to the competitive 1,2-*H* migration, we were delighted to find that Rh₂(OAc)₄-catalyzed intramolecular cyclopropanation of allyldiazoketone **5am** produced bicyclo[1.1.0]butane **12** in 84% yield (Scheme 5-3).¹⁹

In this cross-coupling reaction of vinyl diazo and simple diazo system, only one diazo group is decomposed while another is preserved in the products. To figure out the origin of diazo functionality of the products, we prepared ¹⁵N-labeling ethyl diazoacetate **4a** and its cross-coupling with vinyl diazoketone **1b** provided ¹⁵N-**5b** in 71% yield (Scheme 6a). This result indicated that the reaction was initiated by the decomposition of vinyl diazo compounds. Very recently, the conversion of vinyl diazo compounds to unstable cyclopropenes under blue light irradiation has been reported by several groups.²⁰ To verify cyclopropene is involved as an intermediate in this reaction, a stable cyclopropene **13** was prepared and its reactions with ethyl diazoacetate **4a** provided allyldiazo compound **5p** with or without the irradiation of blue light (Scheme 6b).²¹ Indeed, such a 1,3-dipolar addition of stable cyclopropenes with diazo compounds to give 2,3-diazabicyclo[3.1.0]hex-2-enes has been reported, which usually underwent rapid rearrangement to form 1,4-dihydropyridazines under the reaction conditions or

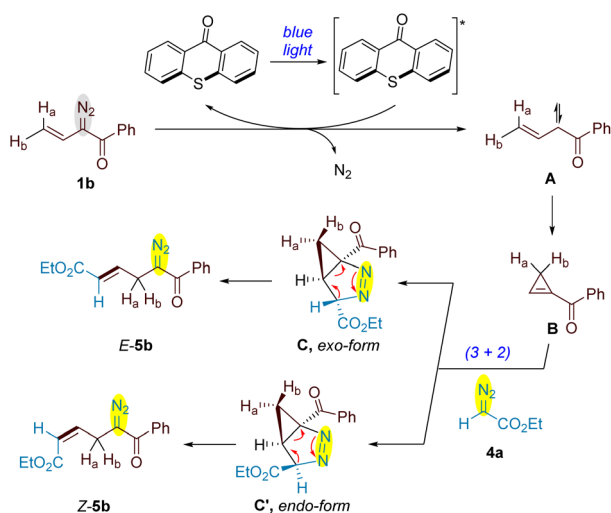




Scheme 6 (a) The cross-coupling of **1b** with ^{15}N -**4a**; (b) the reaction of stable cyclopropane **13** with ethyl diazoacetate **4a**.

on treatment with a trace of acid or base.²² The thermal or photolytic rearrangement of 2,3-diazabicyclo[3.1.0]hex-2-enes to form diazo compounds is also viable, but in most cases bicyclo[1.1.0]butanes or complex mixture were obtained due to the decomposition of diazo compound under reaction conditions.²³ The luminescence quenching experiments demonstrated that vinyl diazo ketone **1b** displayed luminescence quenching of the excited state of thioxanthone*, while a decrease was not observed by adding ethyl diazoacetate **4a** (Fig. S1–S3 in the ESI†). Vinyl diazo ketone **1b** has a slightly higher oxidation potential ($E_{1/2} = +1.35$ V vs. SCE) than thioxanthone ($E_{1/2}^{\text{PC}^*/\text{PC}^-} = +1.18$ V vs. SCE),²⁴ suggesting the single electron transfer between **1b** and the excited thioxanthone is less likely (Fig. S4 in the ESI†). As shown in Scheme 2c, moderate yield of **5b** was obtained without photocatalyst, while the use of thioxanthone of high triplet energy ($E_T = 63.4$ kcal mol⁻¹) increased the yield.²⁴ Therefore, the current reaction process may go through an energy-transfer mechanism. The conjugated vinyl diazo ketones are better quenching reagents than other diazo compounds. Using slightly excess amounts of vinyl diazo starting materials can suppress the further decomposition of allyldiazo products (for the reaction time profile, see Fig. S5 in the ESI†).

A plausible mechanism for this new type of diazo cross-coupling reaction has been depicted in Scheme 7. Under the



Scheme 7 A plausible reaction pathway.

irradiation of blue light, the energy transfer between photoexcited thioxanthone* and vinyl diazo ketone **1b** generates free vinyl carbene **A** with a nitrogen extrusion. Intramolecular cyclization of **A** produces unstable cyclopropene **B**, which undergoes (3+2) cycloaddition with ethyl diazo acetate **4b** to give a mixture of *exo*- and *endo*-2,3-diazabicyclo[3.1.0]hex-2-ene **C** and **C'** respectively. The rearrangement of *exo*-**C** by opening both cyclopropane and pyrazoline rings forms the allyldiazo product *E*-**5b**, while *Z*-**5b** is generated *via* ring-opening of *endo*-form **C'**. In the cases of γ,γ -disubstituted vinyl diazo acetates **1p**–**1r**, the replacement of H_a and H_b by alkyl groups significantly increases the steric hindrance of cyclopropane motif in 2,3-diazabicyclo[3.1.0]hex-2-enes, thus favours the formation of *exo*-intermediate **C**. The current results indicated that the bulky groups attached to carbonyl group of vinyl diazo ketones or in the ester motif have little effect on the diastereoselectivity of (3+2) cycloaddition.

Conclusions

In summary, we have developed a new type of cross-coupling reaction between simple diazo and vinyl diazo systems, affording allyldiazo products through sequential cyclopropanation, (3+2) cycloaddition and ring opening rearrangement processes. Unlike classical transition metal-catalyzed diazo coupling reactions, which often lead to the complete decomposition of two diazo moieties, the present photochemical protocol discriminates two diazo compounds towards free carbene formation. The reaction reshuffles another diazo functionality into the products and repositions olefinic carbons as well as substituents on them. The method depicted herein provides a distinct route to access complex or even unconventional allyldiazo compounds, which themselves are ideal precursors for advanced carbene transfer reactions.

Data availability

The data underlying this study are available within the article and in the ESI.†

Author contributions

JT, JL and YW performed the experiments and analysed the data. LZ conceived and directed the project. LZ prepared the manuscript while JT prepared the ESI.† All authors discussed the experimental results and commented on the manuscript.

Conflicts of interest

There are no conflicts to declare.

Acknowledgements

This work was supported by the National Natural Science Foundation of China (22271318).



Notes and references

- 1 T. Curtius, *Ber. Dtsch. Chem. Ges.*, 1883, **16**, 2230–2231.
- 2 For selected reviews: (a) T. Ye and M. A. McKervey, *Chem. Rev.*, 1994, **94**, 1091–1160; (b) M. P. Doyle and D. C. Forbes, *Chem. Rev.*, 1998, **98**, 911–936; (c) M. M. Déaz-Requejo and P. J. Pérez, *Chem. Rev.*, 2008, **108**, 3379–3394; (d) A. Ford, H. Miel, A. Ring, C. N. Slattery, A. R. Maguire and M. A. McKervey, *Chem. Rev.*, 2015, **115**, 9981–10080; (e) Y. Xia, D. Qiu and J. Wang, *Chem. Rev.*, 2017, **117**, 13810–13889; (f) J. Wang, *Tetrahedron Lett.*, 2022, **108**, 154135.
- 3 For examples of intramolecular diazo cross-couplings, see: (a) J. Font, F. Serratos and J. Valls, *J. Chem. Soc. D*, 1970, 721–722; (b) S. Kulkowit and M. A. McKervey, *J. Chem. Soc. Chem. Commun.*, 1978, 1069–1070; (c) M. P. Doyle, W. Hu, I. M. Phillips and A. G. H. Wee, *Org. Lett.*, 2000, **2**, 1777–1779; (d) G.-Y. Li and C.-M. Che, *Org. Lett.*, 2004, **6**, 1621–1623; (e) D. M. Hodgson and D. Angrisha, *Chem. Commun.*, 2005, 4902–4904; (f) Y. Xia, Z. Liu, Q. Xiao, P. Qu, R. Ge, Y. Zhang and J. Wang, *Angew. Chem., Int. Ed.*, 2012, **51**, 5714–5717; (g) C. Zhu, G. Xu, K. Liu, L. Qiu, S. Peng and J. Sun, *Chem. Commun.*, 2015, **51**, 12768–12770.
- 4 For examples of intermolecular diazo cross-coupling, see: (a) J. H. Hansen, B. T. Parr, P. Pelphrey, Q. Jin, J. Austbach and H. M. L. Davies, *Angew. Chem., Int. Ed.*, 2011, **50**, 2544–2548; (b) Z. Zhang, G. Xu, D. Ding, C. Zhu, J. Li and J. Sun, *Angew. Chem., Int. Ed.*, 2014, **53**, 11070–11074.
- 5 (a) D. M. Hodgson and D. Angrish, *Chem. - Eur. J.*, 2007, **13**, 3470–3479; (b) I. Rivilla, W. M. C. Sameera, E. Alvarez, M. M. Diaz-Requejo, F. Maseras and P. J. Pérez, *Dalton Trans.*, 2013, **42**, 4132–4138; (c) Z. Zhu, X. Xu, D. Ding, L. Qiu and J. Sun, *Org. Lett.*, 2015, **17**, 4244–4247.
- 6 S. Jana, C. Pei, C. Empel and R. M. Koenigs, *Angew. Chem., Int. Ed.*, 2021, **60**, 13271–13279.
- 7 I. D. Jurberg and H. M. L. Davies, *Chem. Sci.*, 2018, **9**, 5112–5118.
- 8 T. Xiao, M. Mei, Y. He and L. Zhou, *Chem. Commun.*, 2018, **54**, 8865–8868.
- 9 (a) Z. Yang, M. L. Stivanin, I. D. Jurberg and R. M. Koenigs, *Chem. Soc. Rev.*, 2020, **49**, 6833–6847; (b) J. Durka, J. Turkowska and D. Gryko, *ACS Sustainable Chem. Eng.*, 2021, **9**, 8895–8918; (c) C. Empel, C. Pei and R. M. Koenigs, *Chem. Commun.*, 2022, **58**, 2788–2798; (d) R. D. C. Gallo, G. Cariello, T. A. C. Goulart and I. D. Jurberg, *Chem. Commun.*, 2023, **59**, 7346–7360; (e) Z.-Y. Xie and J. Xuan, *Chem. Commun.*, 2024, **60**, 2125–2136; (f) Z. Zhang and V. Gevorgyan, *Chem. Rev.*, 2024, **124**, 7214–7261; (g) F. Li, C. Pei and R. M. Koenigs, *Angew. Chem., Int. Ed.*, 2022, **61**, e202111892.
- 10 G. Maas, *Angew. Chem., Int. Ed.*, 2009, **48**, 8186–8195.
- 11 W. Li, S. Li, C. Empel, R. M. Koenigs and L. Zhou, *Angew. Chem., Int. Ed.*, 2023, **62**, e202309947.
- 12 G. Xu, C. Zhu, W. Gu, J. Li and J. Sun, *Angew. Chem., Int. Ed.*, 2015, **54**, 883–887.
- 13 A. Dasgupta, S. Pahar, R. Babaahmadi, L. Gierlichs, B. F. Yates, A. Ariafard and R. L. Melen, *Adv. Synth. Catal.*, 2022, **364**, 773–780.
- 14 J. Barluenga, L. Riesgo, L. A. López, E. Rubio and M. Tomás, *Angew. Chem., Int. Ed.*, 2009, **48**, 7569–7572.
- 15 (a) S. Li and L. Zhou, *Org. Lett.*, 2024, **26**, 3294–3298; (b) S. Li and L. Zhou, *Org. Lett.*, 2023, **25**, 8700–8705; (c) W. Li, X. Zhou, T. Xiao, Z. Ke and L. Zhou, *CCS Chem.*, 2022, **4**, 638–649; (d) W. Li and L. Zhou, *Green Chem.*, 2021, **23**, 6652–6658; (e) W. Li and L. Zhou, *Org. Lett.*, 2021, **23**, 4279–4283.
- 16 (a) E. C. Taylor and I. J. Turchi, *Chem. Rev.*, 1979, **79**, 181–231; (b) M. B. Supurgibekov, D. Cantillo, O. Kappe, G. K. S. Prakash and V. A. Nikolaev, *Org. Biomol. Chem.*, 2014, **12**, 682–689.
- 17 In the cases of, **5p–5r** trace amount of 1,4-dihydropyridazines were observed as the side products. However, 1,4-dihydropyridazines were not detected in all the reactions of vinyldiazoketones and simple diazo compounds, even in the presence of weak bases such as K₂CO₃ and NaOAc.
- 18 W. R. Dolbier and M. A. Merle, *Chem. Rev.*, 2003, **103**, 1071–1098.
- 19 (a) J. C. Sharland and H. M. L. Davies, *Org. Lett.*, 2023, **25**, 5214–5219; (b) C. Qin and H. M. L. Davies, *Org. Lett.*, 2013, **15**, 310–331.
- 20 (a) A. Dasgupta, S. Bhattacharjee, Z. Tong, A. Guin, R. E. McNamee, K. E. Christensen, A. T. Biju and E. A. Anderson, *J. Am. Chem. Soc.*, 2024, **146**, 1196–1203; (b) M. Bao, K. Łuczak, W. Chaładaj, M. Baird, D. Gryko and M. P. Doyle, *Nat. Commun.*, 2024, **15**, 4574; (c) M. Bao, A. R. R. Bohórquez, H. Arman and M. P. Doyle, *Chem. Sci.*, 2024, **15**, 12042–12046; (d) Y. Hussain, P. R., C. Empel, D. Sharma, L. Kloene, W. F. Zhu, A. Kaiser, L. Weizel, E. Proschak, R. M. Koenigs and P. Chauhan, *Angew. Chem., Int. Ed.*, 2024, **63**, e202416956.
- 21 (a) M. Breugst and H.-U. Reissig, *Angew. Chem., Int. Ed.*, 2020, **59**, 12293–12307; (b) T. Hashimoto and K. Maruoka, *Chem. Rev.*, 2015, **115**, 5366–5412.
- 22 (a) G. Tran, D. Gomez Pardo, T. Tsuchiya, S. Hillebrand, J.-P. Vors and J. Cossy, *Org. Lett.*, 2015, **17**, 3414–3417; (b) V. V. Razin, M. E. Yakovlev, K. V. Shataev and S. I. Selivanov, *Russ. J. Org. Chem.*, 2004, **40**, 1027–1032; (c) A. R. Al Dulayymi and M. S. Baird, *Tetrahedron*, 1998, **54**, 12897–12906; (d) M. S. Baird and H. H. Hussain, *Tetrahedron*, 1987, **43**, 215–224; (e) D. H. Aue, R. B. Lorens and G. S. Helwig, *J. Org. Chem.*, 1979, **44**, 1202–1207.
- 23 (a) A. Padwa, T. Kumagai and M. Tohidi, *J. Org. Chem.*, 1983, **48**, 1834–1840; (b) M. Schneider and B. Csacsco, *Angew. Chem., Int. Ed.*, 1977, **16**, 867–869; (c) D. F. Aton, R. G. Bergman and G. S. Hammon, *J. Am. Chem. Soc.*, 1972, **94**, 1351–1353.
- 24 Y. Zheng, Q.-X. Dong, S.-Y. Wen, H. Ran and H.-M. Huang, *J. Am. Chem. Soc.*, 2024, **146**, 18210–18217.

