


Cite this: *RSC Adv.*, 2025, 15, 23499

Ipso nitration in organic synthesis

Hassan Sepehrmansourie,^{*a} Mahmoud Zarei,^{ID *b} Shadpour Mallakpour,^{ID c}
Farbod Tabesh^{*de} and Mohammad Ali Zolfigol^{ID *f}

Received 20th February 2025

Accepted 30th May 2025

DOI: 10.1039/d5ra01261a

rsc.li/rsc-advances

Ipso reaction is a class of nitration reactions that involve the concerted movement of multiple atoms in a transition state. Nitro structures are vital intermediates in synthetic organic chemistry and related industries. This method has been introduced in the preparation of NO₂-containing structures with a wide range of leaving groups such as –B(OH)₂, –CO₂H, –SO₃H, –OR, –R, –X, –CHO, –COMe, –CO₂Me, –MR₃ and –BF₃K. Ipso nitration reactions have an essential impact on the synthesis of complex organic molecules and have been widely studied and utilized in organic chemistry. This review provides a comprehensive overview of the fundamental concepts and mechanisms underlying ipso reactions, highlighting their significance in contemporary organic chemistry.

1. Introduction: ipso-nitration reaction (C–N bond formation)

Nitro compounds play important roles in organic chemistry, e.g., in the preparation of chemical intermediates in the

perfume industry, dyes, plastics, pharmaceuticals, and energetic materials.^{1–5} The electrophilic nitration of organic molecules is a well-studied organic reaction involving the use of HNO₃/H₂SO₄ as a classical electrophilic nitration reaction under harsh conditions. This method faces the challenge of

^aFaculty of Converging Science and Technologies, University of Qom, Qom, 37185-359, Iran. E-mail: sepehr9129@yahoo.com

^bDepartment of Chemistry, Faculty of Science, University of Qom, Qom, 37185-359, Iran. E-mail: mahmoud8103@yahoo.com

^cPolymer Chemistry Research Laboratory, Department of Chemistry, Isfahan University of Technology, Isfahan, 84156-83111, Iran. E-mail: mallak@cc.iut.ac.ir

^dMolecular Imaging Program at Stanford (MIPS), Department of Radiology, Stanford University School of Medicine, Stanford, CA, USA. E-mail: farbod1@stanford.edu


^eCanary Center for Cancer Early Detection, Department of Radiology, Stanford University School of Medicine, Palo Alto, CA, USA. E-mail: farbod1@stanford.edu

^fDepartment of Organic Chemistry, Faculty of Chemistry and Petroleum Sciences, Bu-Ali Sina University, Hamedan 6517838683, Iran. E-mail: zolfigol@basu.ac.ir; mzolfigol@yahoo.com; Fax: +988138380709; Tel: +988138282807



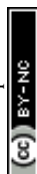
Hassan Sepehrmansourie

Hassan Sepehrmansourie was born in Hamedan, Iran, in 1994. He completed his BSc in Applied Chemistry (2017) from Bu-Ali Sina University, Iran, and his M.Sc. in Organic Chemistry (2019) under the supervision of Prof. Mohammad Ali Zolfigol. In addition, he was accepted for a PhD in organic chemistry at the Bu-Ali Sina University in the same year. He graduated with a PhD course in organic chemistry from Bu-Ali Sina University, Iran (2023). His research interests include the synthesis, characterization and applications of homogeneous and heterogeneous reagents and catalysts in organic synthesis. In recent years, he has also been involved in photocatalytic activities. He is currently an assistant professor of organic chemistry at the University of Qom, Iran.



Mahmoud Zarei

Mahmoud Zarei was born in Hamedan, Iran, in 1986. He completed his BSc in Pure Chemistry (2010) and M.Sc. in Organic Chemistry (2013). Additionally, he received his PhD in Organic Chemistry (2017) under the supervision of Prof. Mohammad Ali Zolfigol. His research interests include the synthesis, characterization and applications of homogeneous and heterogeneous reagents and catalysts in organic synthesis. He has been studying nanotechnology and nanoscience in chemistry. His current research interests include metal nanoparticles, metal-organic framework (MOF) and organic synthesis. He is currently an assistant professor of organic chemistry at the University of Qom, Iran.



regioselectivity, producing a mixture of isomers alongside oxidation by-products. Moreover, several reported methodologies suffer from numerous drawbacks, such as low yields, extended reaction duration, excessive nitration, high catalyst loading, poor regioselectivity, reagent oxidation, and safety concerns. In pursuing regioselective nitration, research endeavors have uncovered the ipso and Hunsdiecker reactions as promising alternatives.^{6–12} Olah and coworkers reported the first ipso-nitration from aryl boronic acids using Crivello's reagent (ammonium nitrate/trifluoroacetic anhydride).¹³

The ipso-nitration method involves the introduction of a nitro functional group into a compound using a nitrating

agent. This process entails replacing a good leaving group (L.G) with the compound's nitro group. However, if the reagent is ineffective or there is no suitable leaving group in the compound, adverse reactions may occur, and ipso nitration may not occur as intended. Many groups, such as $-B(OH)_2$, $-CO_2H$, $-SO_3H$, $-OR$, $-R$, $-X$, $-CHO$, $-COMe$, $-CO_2Me$, $-MR_3$, and $-BF_3K$, can be replaced by a nitro group (Scheme 1). The high efficiency, general application, and broader range of substrates, including heterocycles and functional groups, make this method useful.^{14–20} Optimal selection is one of the most important aspects of nitration reaction because the reaction compounds can lead to different products, some of which are pollutants and others are just a waste of capital.^{21–23}



Professor Shadpour Mallakpour

Professor Shadpour Mallakpour, an organic polymer chemist, graduated from the Chemistry Department of the University of Florida (UF), Gainesville, Florida, U.S.A. in 1984. He spent two years as a post-doc at UF. He joined the Department of Chemistry at Isfahan University of Technology (IUT), Iran, in 1986. He held several positions such as chairman of the Department of Chemistry and deputy of research in the Department of Chemistry

at IUT. He worked as a visiting professor at the University of Mainz, Germany, from 1994 to 1995 as well as a visiting professor at Virginia Tech, Blacksburg, USA, from 2003 to 2004. He has published more than 890 journal papers and book chapters and more than 440 conference papers and received more than 40 items of awards. The most important award given to him was the selection of the first laureate of fundamental research at the 21st Khwarizmi International Award in 2008. He has been listed among the top 1% of scientists in chemistry in the ISI Essential Science Indicators since 2003. He was selected as an academic guest of the 59th Meeting of Nobel Prize Winners in Chemistry, 2009, at Lindau, Germany. He presented many lectures as an invited or keynote speaker at different national and international conferences or universities. He has served as a member of organizing and scientific committees for many national and international conferences. He was also the chairperson of many national and international meetings. In recent years, he has focused on the preparation and characterization of polymers containing chiral amino acid moieties under green conditions using ionic liquids and microwave irradiation as new technology, bringing these aspects towards nanotechnology for the preparation of novel chiral bionanocomposite polymers as well as polymer nanocomposites to develop hazardous material removal technologies https://scholar.google.com/citations?hl=en&user=aZ-gAxAJ&view_op=list_works.

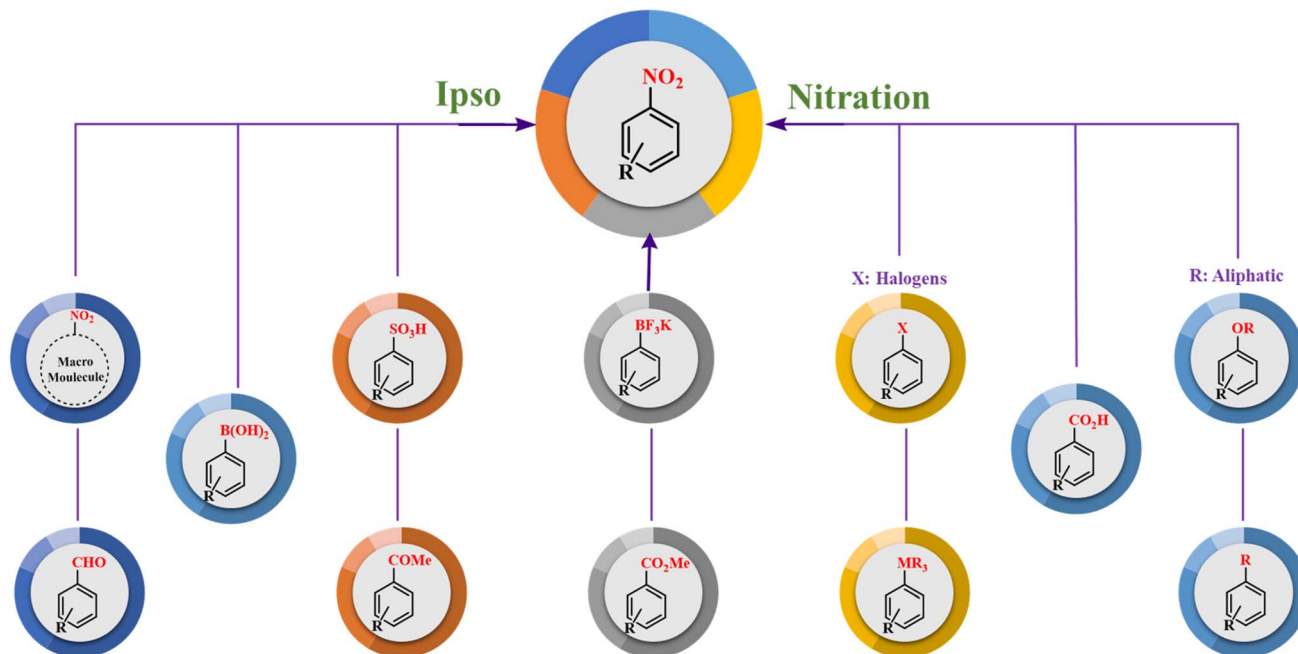


Farbod Tabesh

Farbod Tabesh received his PhD in Organic Polymer Chemistry in 2019, with his research focusing on developing polysaccharide-based hydrogel nanocomposites for water pollutant removal. Farbod is a researcher at the Stanford University School of Medicine, supported by a prestigious NIH fellowship, with research interests at the intersection of nanotechnology, molecular imaging, and gene therapy. He specializes in targeted gene delivery using polymeric nanocomposites, including CRISPR-Cas9 systems, for applications in cancer treatment, immunotherapy, and development of anticancer vaccines. Farbod is also advancing innovative approaches for brain-targeted therapeutic delivery, such as using nanocomposites for intranasal administration in neurodegenerative diseases such as Parkinson's disease. With expertise in ultrasound imaging for molecular diagnostics and experience in creating microbubble systems for endothelial PD-L1 imaging, Farbod combines cutting-edge material science with translational biomedical applications to address critical challenges in precision medicine.

He specializes in targeted gene delivery using polymeric nanocomposites, including CRISPR-Cas9 systems, for applications in cancer treatment, immunotherapy, and development of anticancer vaccines. Farbod is also advancing innovative approaches for brain-targeted therapeutic delivery, such as using nanocomposites for intranasal administration in neurodegenerative diseases such as Parkinson's disease. With expertise in ultrasound imaging for molecular diagnostics and experience in creating microbubble systems for endothelial PD-L1 imaging, Farbod combines cutting-edge material science with translational biomedical applications to address critical challenges in precision medicine.





Scheme 1 Most important leaving groups in the ipso-nitration reaction.

Therefore, it is preferable to design the reactions in the best way in advance, and the ipso-nitration replacement reaction is one of the best methods. Performing ipso-nitration substitution reactions requires appropriate reagents. The most important reagents for conducting the nitration reaction are NaNO_2 , $\text{HNO}_3/\text{H}_2\text{SO}_4$, and nitrite salt.^{24–28} Dinitrogen tetroxide and its derivatives are also used in various nitration reactions.²⁹

Yan and Yang comprehensively reviewed the synthesis of aromatic nitro *via* the nitration of aromatic hydrocarbons, aryl boronic acids, aryl halides and pseudohalides, aryl carboxylic acids, and aryl primary amines and azides.⁹ Recently, various types of ipso-nitration reactions, particularly advances in ipso-nitration reactions that have been reported since 2000–2015, have been comprehensively discussed.¹⁴ Continuing our experiences related to nitration reaction,^{5,30–38} we reviewed the ipso nitration of organic compounds. This study addresses the issue of purpose with greater insight.



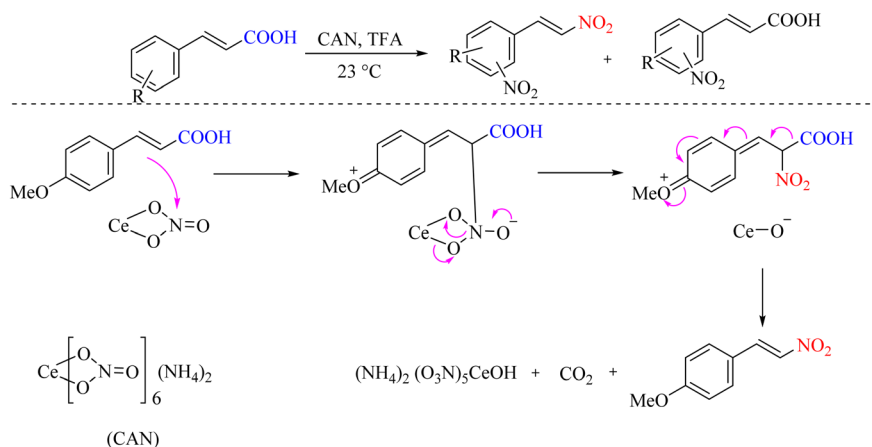
Mohammad Ali Zolfigol

Mohammad Ali Zolfigol was born in 1966 in Salehabad (Ashtian) and completed his BSc from Arak University, his M.Sc. from Isfahan University of Technology, with Prof. Shadpour Mallakpour as the supervisor, and his PhD from Shiraz University under the supervision of Prof. Nasser Iranpoor. He has been a faculty member at Bu-Ali Sina University since 1997, and he was promoted to Professor in 2005. His name is listed among the top 1% ESI scientists since 2004. He won the 21st International Khwarizmi Festival and the COMSTEC awards in 2008. He has been the General Secretary of the Chemical Society of Iran (2007–2021), president of the Bu-Ali Sina University (2008–2014) and Minister of Science, Research and Technology (2021–2024). Zolfigol's research involves the development of catalysts, basic concepts and new methodologies in organic chemistry.

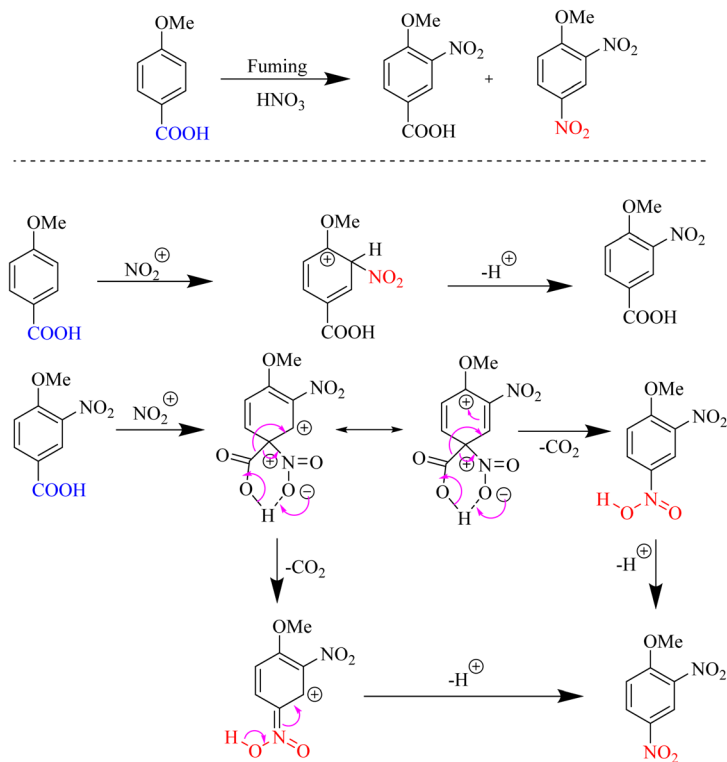
2. Decarboxylative ipso-nitration [ipso- CO_2H]

Carboxylic acids (R-COOH) are abundant in nature, commercially available, exhibit high structural diversity, are easy to work with and maintain, and can be synthesized using readily available methods. The decarboxylative group plays an important role in various syntheses.³⁹ One of the most significant reactions involving carboxylic acid groups is the ipso-nitration reaction, which is facilitated by the excellent leaving-group property of the $-\text{COOH}$ moiety.^{40,41} Recently, the decarboxylation-nitration reaction has attracted much attention because it opens a new path for forming the carbon-nitrogen bond. Many important reagents and methods have been introduced to perform this reaction.

In 1987, Peterson *et al.* conducted an electrophilic reaction to suppress ipso-nitration in cinnamic acid compounds. They used cerium(IV) ammonium nitrate (CAN) as the nitro source. Cinnamic acid compounds are known as unsaturated carboxylic acid compounds. This report proposes an electrophile-based



Scheme 2 Ipsso-nitration reaction of cinnamic acids using cerium(IV) ammonium nitrate (CAN) as a nitro source.



Scheme 3 Ipsso-nitration reaction of aromatic acids using clay as a catalyst and HNO₃ as a nitro source.

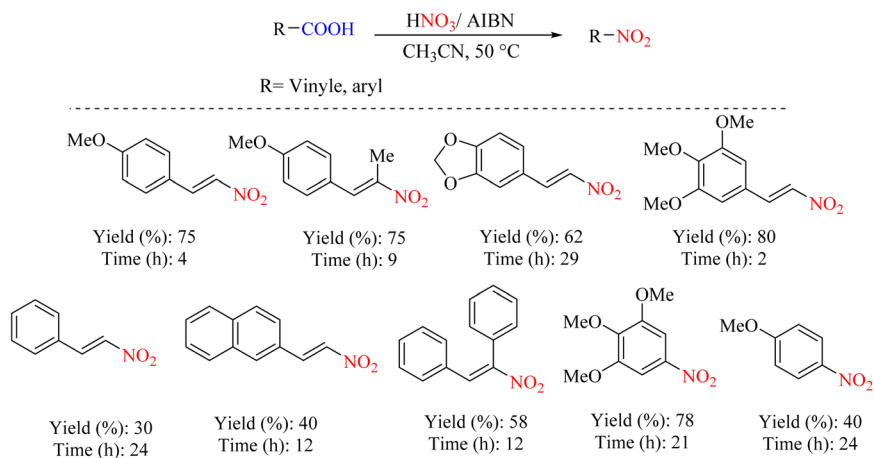
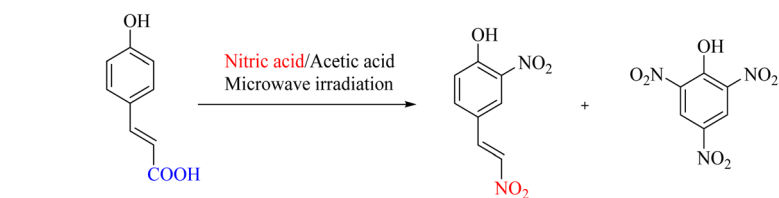
mechanism for the internal nitration of cinnamic acids (Scheme 2).⁴²

In 1993, the decarboxylation nitration of aromatic carboxylic acids was introduced using a clay catalyst and HNO₃ as a nitro source. The nitration of a *p*-anisic acid compound produces 2,4-dinitroanisole with a better yield than conventional nitration, 3-nitro-4-methoxybenzoic acid and the efficiency and selectivity of natural montmorillonite clays, as well as cation exchange in the

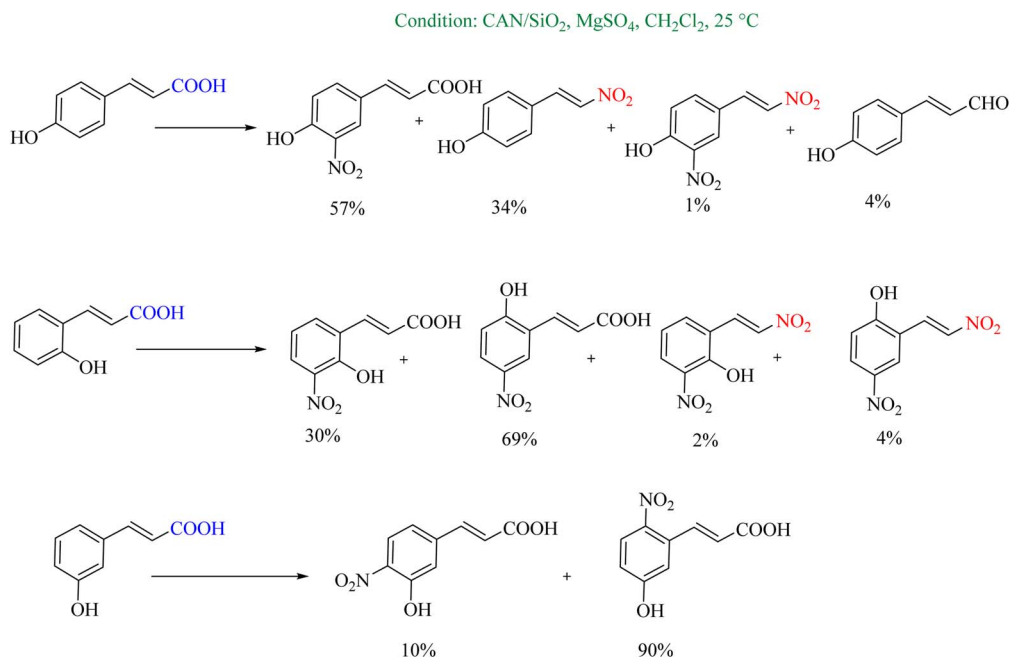
ipso-nitration reaction, are highlighted in the nitration of aromatic carboxylic acids (Scheme 3).⁴³

Another report described the decarboxylation nitration of unsaturated aromatic carboxylic acids and ring-activated benzoic acids using nitric acid. In this report, α,α' -azoisobutyronitrile (AIBN) was used to generate the radical required for the reaction. Due to the radical nature of the reaction pathway, the

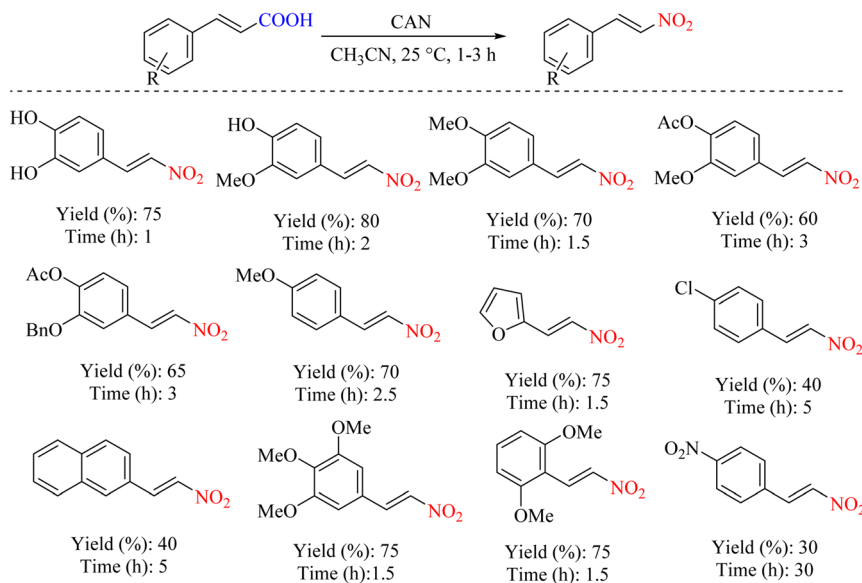


Scheme 4 Nitro-Hunsdiecker reaction using HNO_3/AIBN .

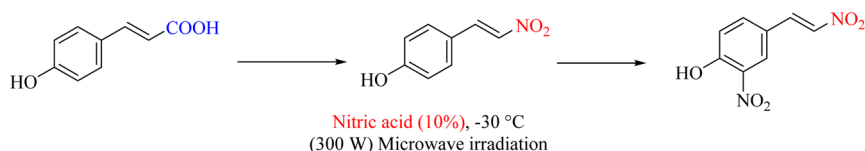
Scheme 5 Microwave-assisted synthesis of an unusual dinitro phytochemical.



Scheme 6 Nitration of cinnamic acids using cerium(IV) ammonium nitrate immobilized on silica.



Scheme 7 Efficient synthesis of conjugated nitro-olefins using cerium(IV) ammonium nitrate.



Scheme 8 Cold microwave chemistry: synthesis using pre-cooled reagents.

ipso-nitration reaction described in this paper is called the nitro-Hunsdiecker reaction (Scheme 4).⁴⁴

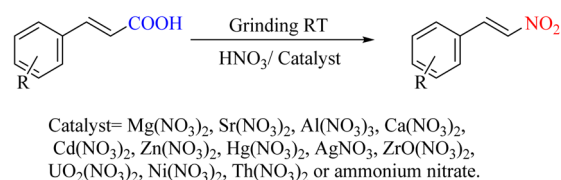
Internal replacement of a vinyl carboxyl group with a nitro group by ipso-nitration is one of the main goals of scientists. In a 2004 study, the abovementioned reaction was performed using diluted nitric acid and acetic acid under microwave irradiation. The desired nitroproducts were obtained along with a minor amount of another crystalline compound—technique (Scheme 5).⁴⁵

In 2004, the Fiorentino research team reported the nitration of cinnamic acids using CAN. In this method, nitration and ipso-nitration reactions were conducted by introducing the substrate onto the silica substrate. The ipso reaction mechanism occurs when the α -position of the cinnamic acid compounds is electron-rich (Scheme 6).⁴⁶

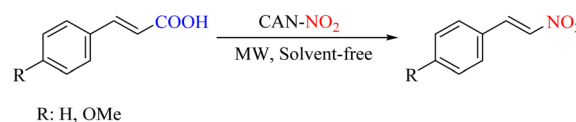
Another study on the ipso-nitration reaction using cerium nitrate reagent reported an efficient method for synthesizing conjugated nitro-olefins from unsaturated alpha and beta acids under mild conditions. This method uses CAN at room temperature in acetonitrile, yielding moderate to well-described yields (Scheme 7).⁴⁷

Another report proposed a new experimental method for chemical reactions: mixing and freezing reagents to sub-zero temperatures such as -30 °C. After freezing, the mixture was

briefly exposed to microwave radiation. In this report, the ipso-nitration reaction was performed under these conditions, and the unsaturated (*E*)-3-(4-hydroxyphenyl) acrylic was substituted with a nitro group (Scheme 8).⁴⁸

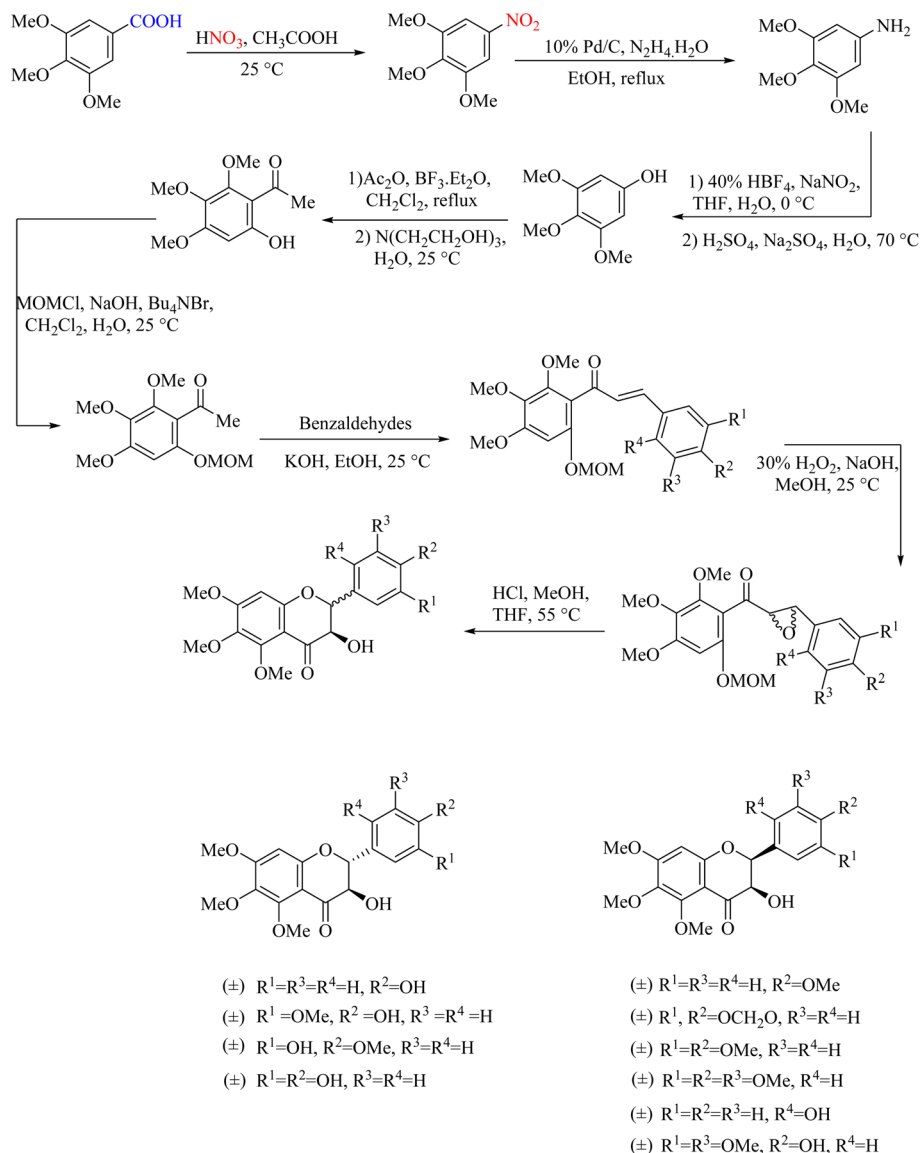


Scheme 9 Metal nitrate-driven nitro-Hunsdiecker reaction with unsaturated carboxylic acids under solvent-free conditions.



Scheme 10 Solid-phase oxidative decarboxylation of unsaturated acids using a ceric ammonium nitrate-alkali halide system.





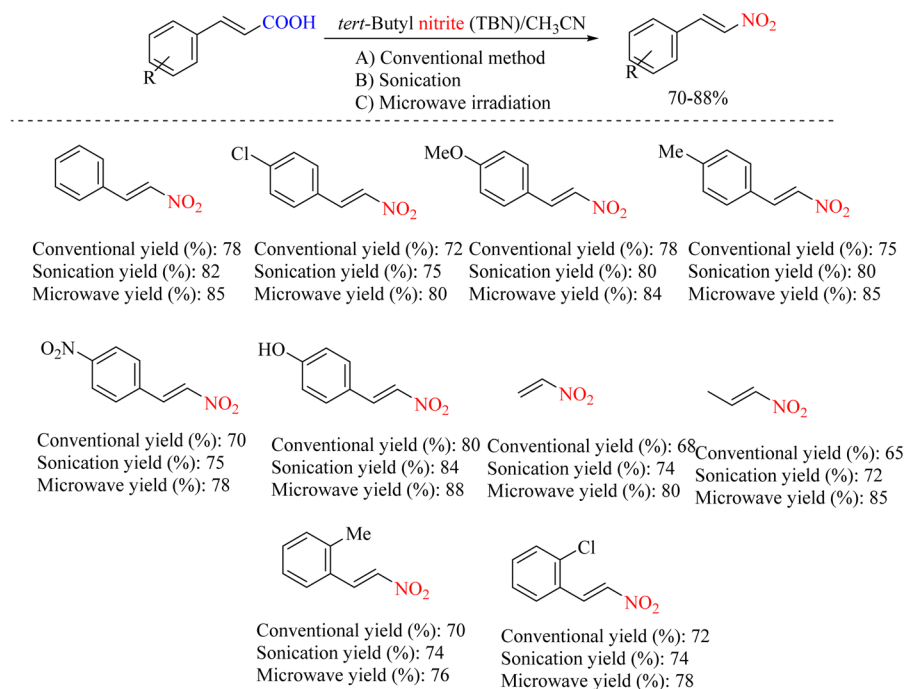
Scheme 11 Preparation of 5,6,7-trioxygenated dihydroflavonol derivatives as free radical scavengers and neuronal cell protectors to oxidative damage.

Performing organic reactions under solvent-free conditions can provide favorable conditions. Performing an ipso-nitration reaction in the absence of a solvent can be a dream. In 2007, Rajanna *et al.* performed the ipso Hunsdiecker reaction under solvent-free conditions using metal nitrate salts on unsaturated carboxylic acids. The results obtained in this methodology show mild reaction conditions with high yields of the desired products (Scheme 9).⁴⁹

The importance of CAN was demonstrated in organic reactions in 2008. It is one of the most widely used oxidants in

organic chemistry. It serves as a mediator in forming carbon-heteroatom bonds and initiates the radical addition of functional compounds with activated C–N bonds. In this report, this oxidant, along with sodium nitrate salt, was employed to introduce a new approach to the ipso-nitration reaction of unsaturated acids (Scheme 10).⁵⁰

The synthesis of pure medicinal compounds is one of the main goals of scientists. Changing the functional group can be very useful for synthesizing drug compounds to perform the reaction and obtain the main product. One of these changes



Scheme 12 Ultrasonic and microwave-assisted synthesis of β-nitro styrenes with *tert*-butyl nitrite (TBN) under acid-free conditions.

involves replacing the nitro group with the acid group. In a previous report, different reagents were used to synthesize 5,6,7-trioxygenated dihydroflavonol derivatives in different stages. In one of these steps, the ipso-nitration reaction was performed using a nitric/acetic acid reagent at room temperature. This report illustrates the importance of ipso reactions and factor functional group change well (Scheme 11).⁵¹

Tert-butyl nitrite (TBN) is a nitrating agent that acts under acid-free conditions. Due to the absence of acid usage, this method is safe and offers preferential ipso-nitration reactions of cinnamic acids with excellent performance under classical conditions. In 2013, a study reported using TBN for the nitration of unsaturated acids using three methods: ultrasonic, conventional, and microwave. The application of ultrasonics and microwaves notably reduced reaction times and enhanced efficiency from good to excellent, as stated in our previous report (Scheme 12).⁵²

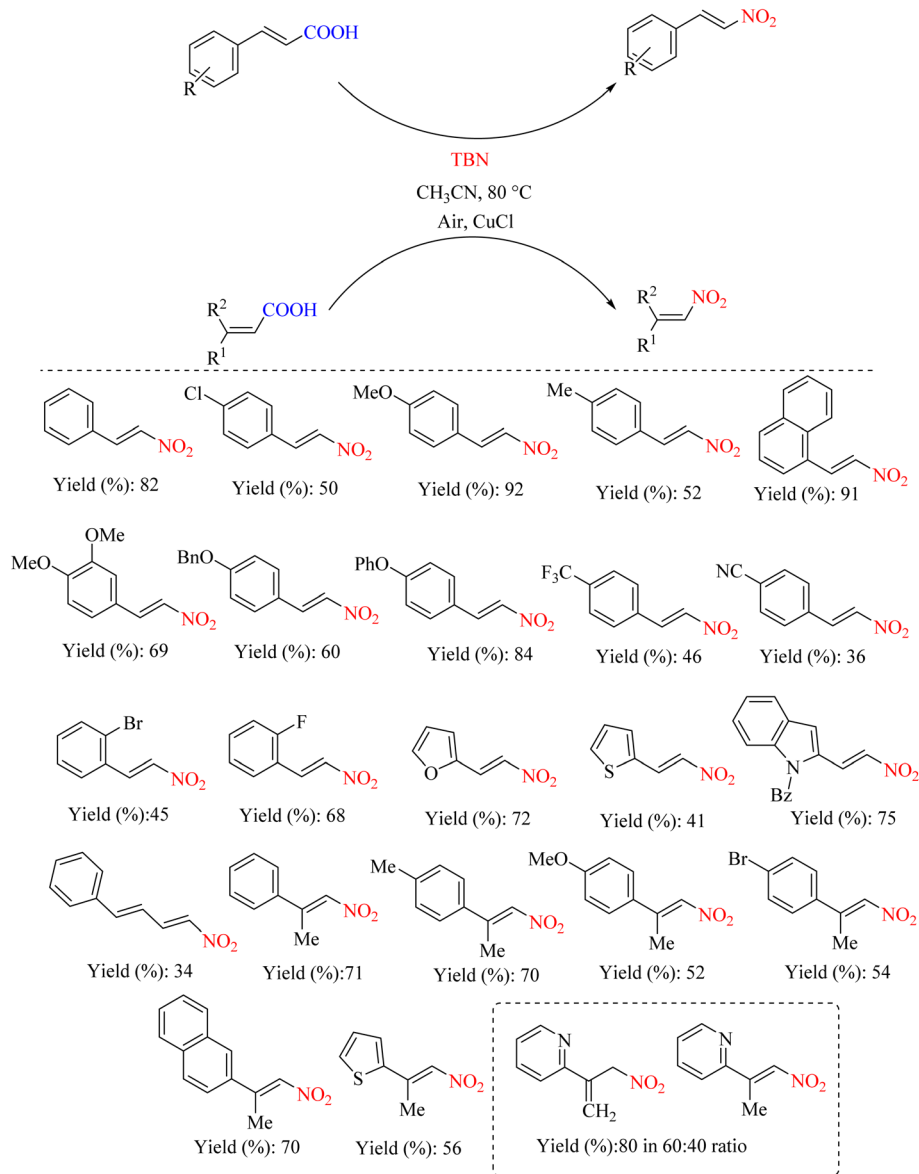
In 2013, the Prabhu research group reported a new, gentle, and convenient method for the nitrocarboxylation of cinnamic acid derivatives substituted for their nitroolefins using TBN as a nitrating agent and a catalytic amount of CuCl. In this method, different aromatic derivatives were nitrated (Scheme 13). The presence of CuCl significantly altered the reaction mechanism (Scheme 14). This offers a valuable approach for synthesizing nitroolefins, which have traditionally

been more challenging to obtain using conventional methods. Another noteworthy aspect of this method is that, unlike other approaches, it does not require metal nitrates or HNO_3 for nitration.⁵³

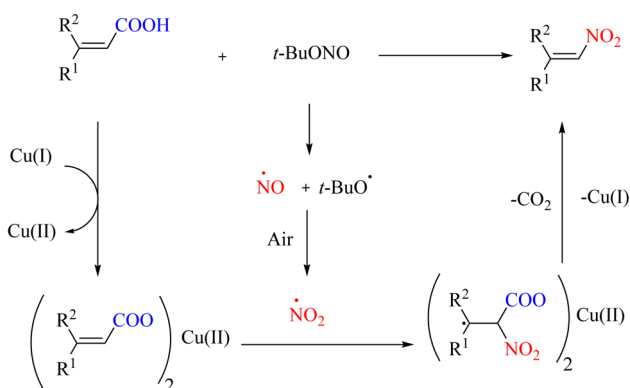
An ipso-nitration reaction using a new method can be fascinating. In a 2013 report, the nitration of aromatic compounds and cinnamic acids with oxalylchloride/DMF of the corresponding nitro derivatives in the presence of KNO_3 or NaNO_2 was obtained under normal and unconventional conditions. The current method boasts several advantages over other common nitration methods for various compounds, including excellent efficiency, straightforward operation, and short reaction times. The report indicates that the efficiencies achieved using the present methodology are comparable to those obtained from other systems ($\text{POCl}_3/\text{DMF}/\text{KNO}_3$ or NaNO_2) and ($\text{SOCl}_2/\text{DMF}/\text{KNO}_3$ or NaNO_2), with shorter reaction times. The reaction time under ultrasound and microwave conditions was much shorter than under other conditions (Scheme 15).⁵⁴

As mentioned in the previous sections, the nitration reaction can proceed *via* a radical mechanism. Providing reagents that can perform under these conditions with high efficiency is important. A research study reported a metal-free decarboxylate nitration protocol for preparing nitroolefin from unsaturated carboxylic acids a and b using TBN and TEMPO (Scheme 16).⁵⁵





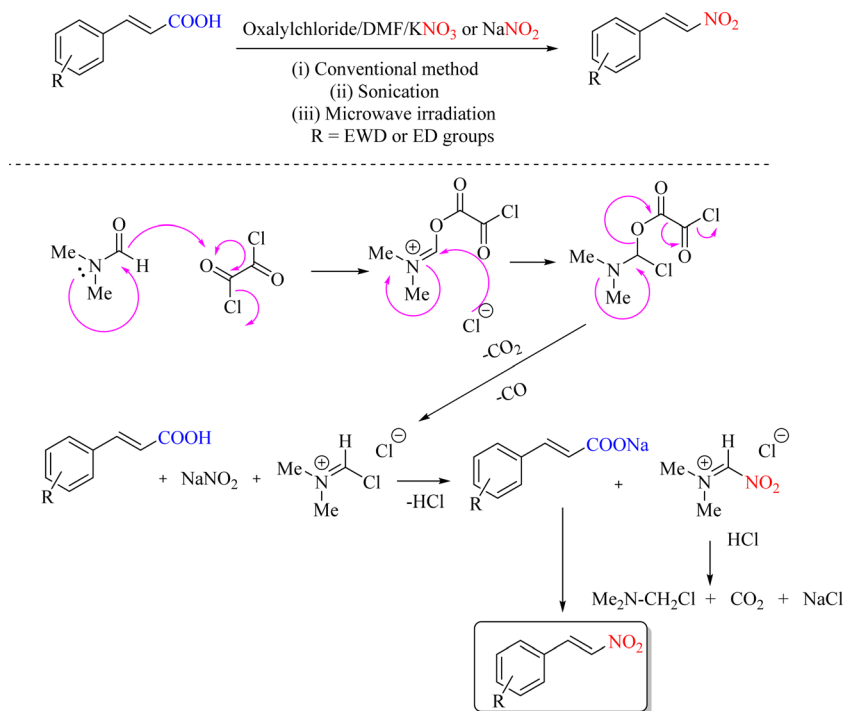
Scheme 13 Synthesis of substituted nitroolefins: copper-catalyzed nitro decarboxylation of unsaturated carboxylic acids.



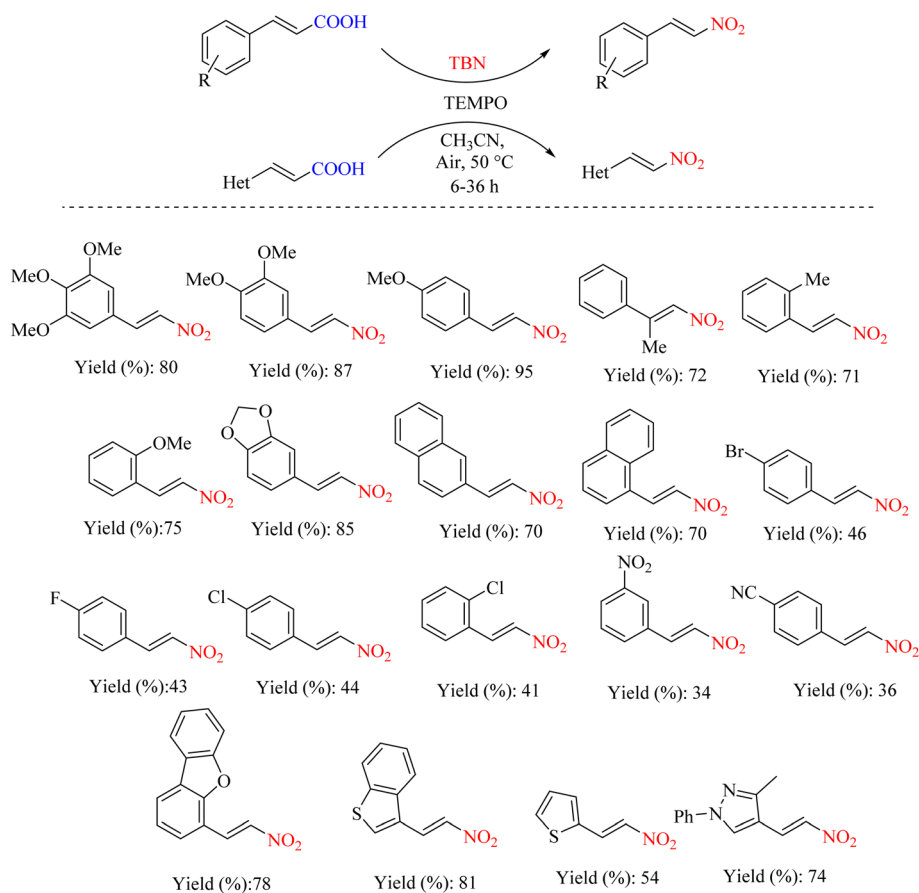
Scheme 14 Possible mechanism underlying the ipso-nitration of substituted nitroolefins: copper-catalyzed nitro decarboxylation of unsaturated carboxylic acids.

The presence of TEMPO provides a radical-based pathway for the carboxylation–nitration reaction (Scheme 17).

Zeolites, primarily composed of aluminosilicate, are minerals widely used in various industrial applications, with the main commercial use being as surface adsorbents. They are extensively used in water treatment, catalysis, and the production of advanced materials in various industries. In a 2015 study, zeolite Y was employed as an effective catalyst for the facile nitration of aromatic compounds in the presence of small quantities of HNO₃ in acetonitrile solvent under ambient temperature conditions. These reaction conditions yielded mono-nitro derivatives of aromatic compounds within approximately three hours under stirred conditions with high regioselectivity and yields. The ipso-nitration reaction was conducted under ultrasonic and microwave irradiation,

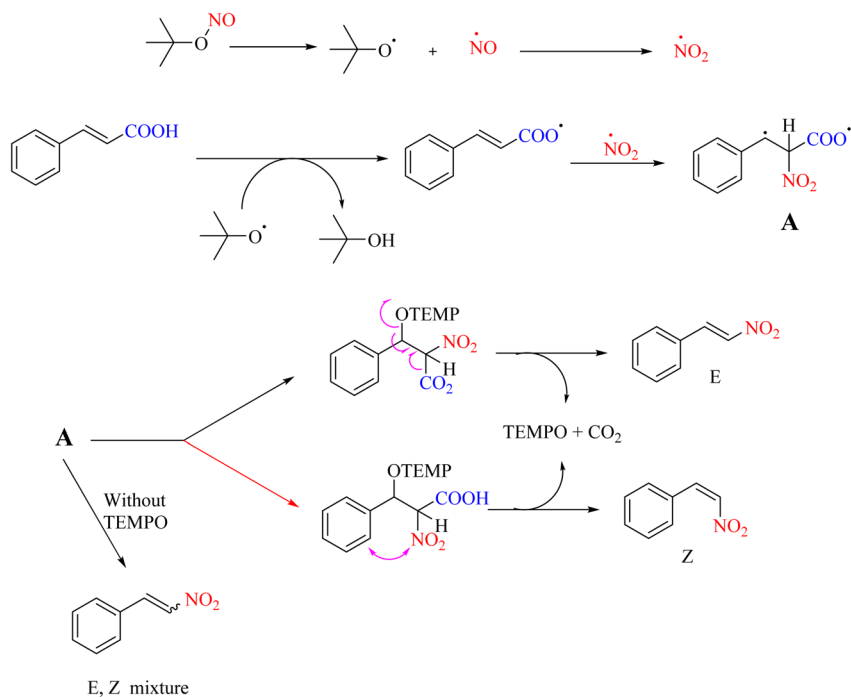
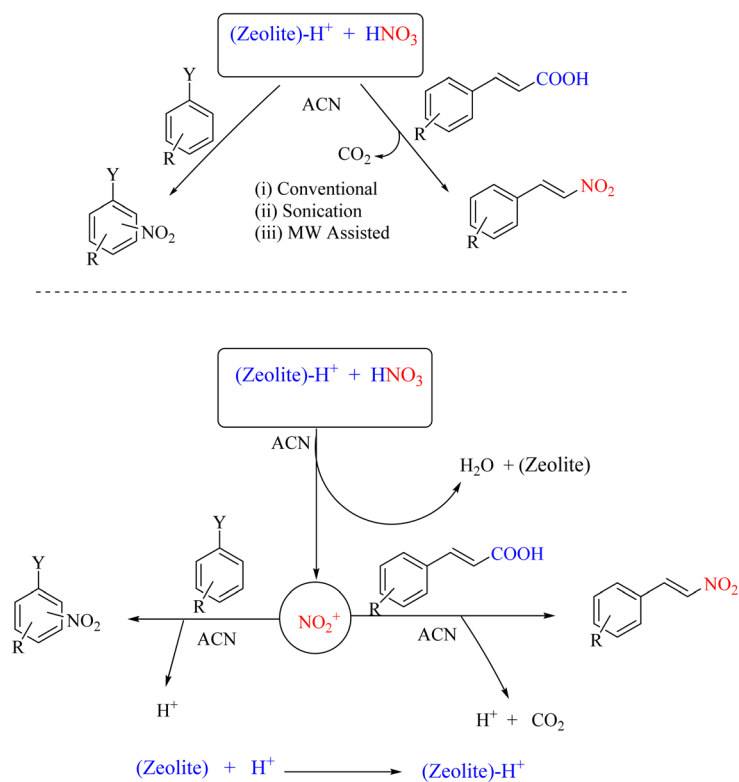


Scheme 15 Mechanism of the decarboxylation nitration of cinnamic acid with NaNO_2 or KNO_3 in the presence of oxalylchloride/DMF.

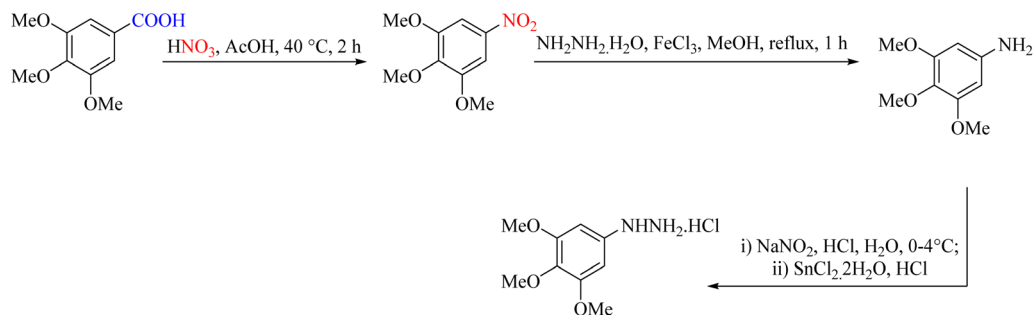


Scheme 16 Synthesis of (*E*)-nitroolefins via decarboxylative nitration using TBN and TEMPO.

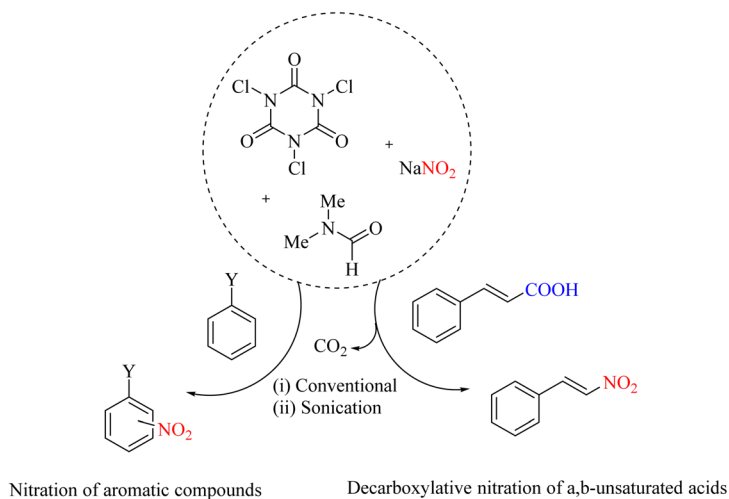


Scheme 17 Mechanism of nitro decarboxylation during the synthesis of (*E*)-nitroolefins using TBN and TEMPO.

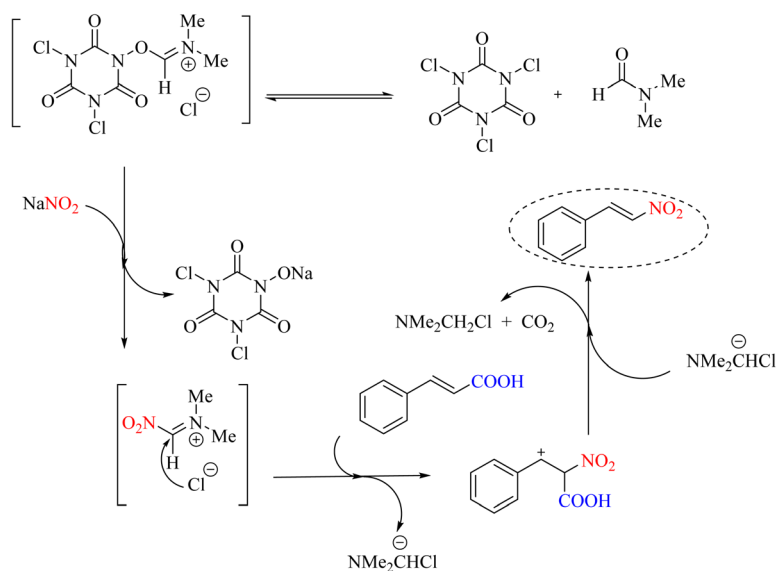
Scheme 18 Zeolite Y-mediated nitration and nitro decarboxylation.



Scheme 19 Part of the synthesis and evaluation of a drug compound with strong anti-proliferative activity.

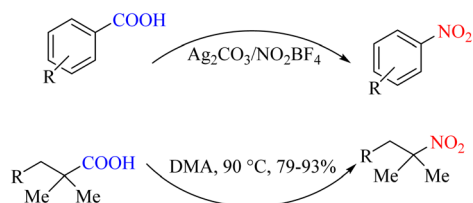


Scheme 20 Nitro decarboxylation and nitration of trichloroisocyanuric acid (TCICA)/dimethylformamide (DMF) in the presence of NaNO_2 .

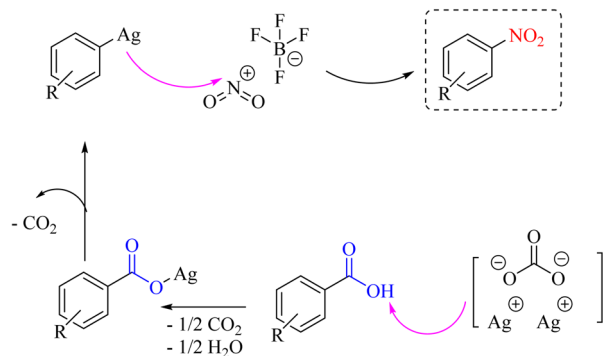


Scheme 21 Mechanism of nitro decarboxylation and nitration of trichloroisocyanuric acid (TCICA)/dimethylformamide (DMF) in the presence of NaNO_2 .

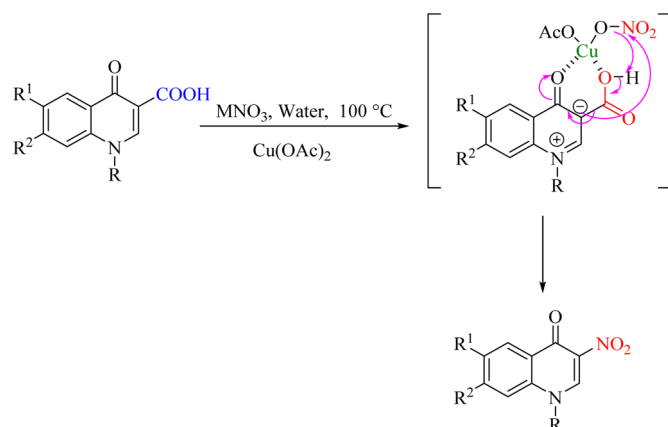




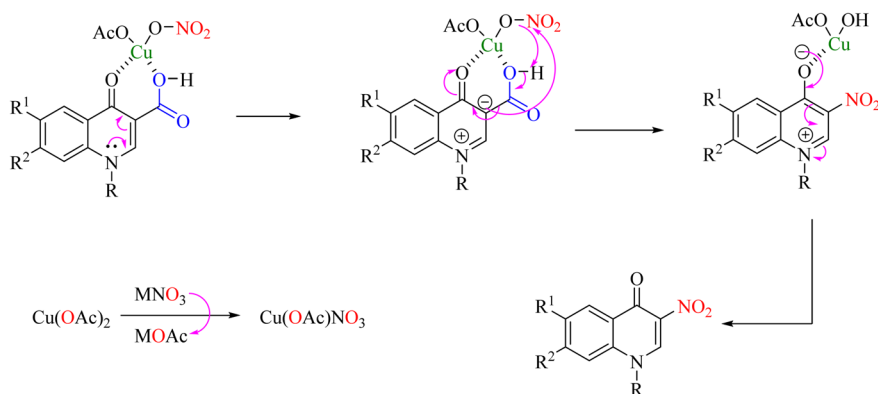
Scheme 22 Silver(I)-induced ipso-nitration of carboxylic acids by nitronium tetrafluoroborate.




Scheme 23 Proposed reaction mechanism underlying the decarboxylative nitration reaction.



Scheme 24 Operative conversion of 3-carboxy-4-quinolones into 3-nitro-4-quinolones via ipso-nitration.



Scheme 25 Plausible reaction mechanism underlying the operative conversion of 3-carboxy-4-quinolones into 3-nitro-4-quinolones via ipso-nitration.



Yield up to 95%, 20 examples
 $\text{Fe}(\text{NO}_3)_3$ as the catalyst and nitro source
 R^1 = Phenyl, alkyl and H
 R^2 = Aryl and heteroaryl

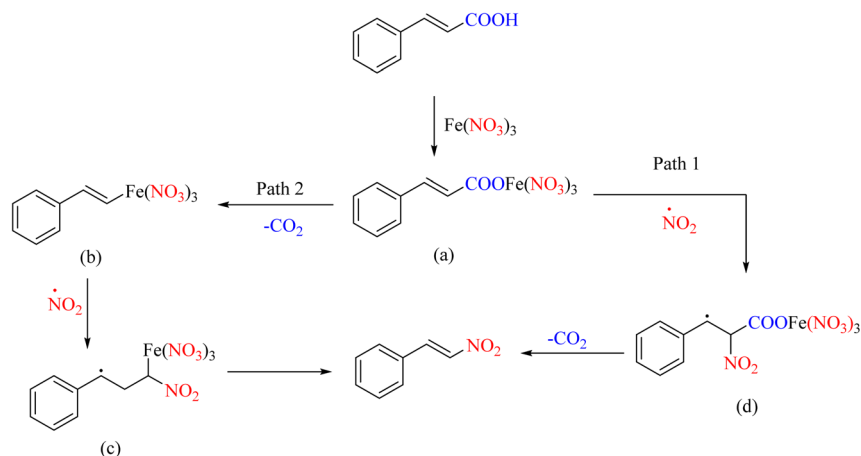
Scheme 26 Decarboxylative nitration of α,β -unsaturated acids with nitrate ions.

which significantly reduced the reaction time. Furthermore, the zeolite could be recovered after completing the reaction and recycled three to four times without any issues (Scheme 18).⁵⁶

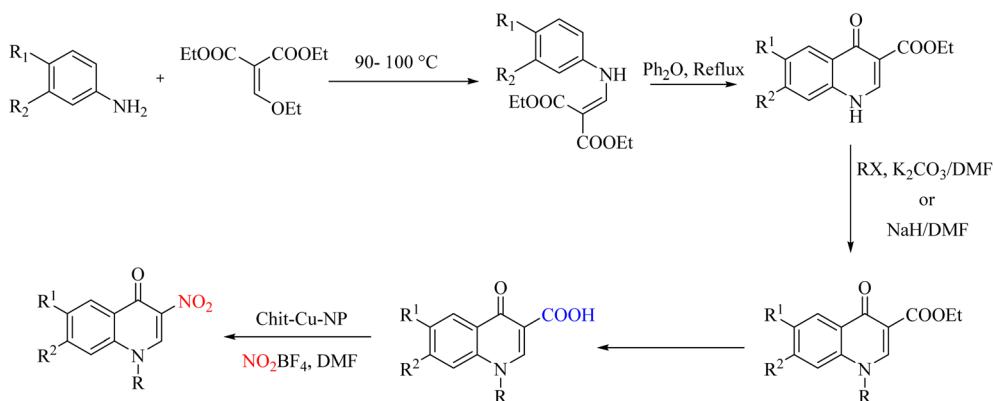
The conversion of functional groups into a single step is important for the synthesis of biological compounds. One of these conversions is the conversion of carboxylic acid groups to nitro, which should provide the conditions for high reaction yields and the production of few by-products. In one of these methods for synthesizing and evaluating the biological activity of 3-alkyl-1,5-diaryl-1H-pyrazoles as rigid analogs of combretastatin A-4 with potent antiproliferative activity, acetic acid and nitric acid were used in one of the synthesis steps of these compounds (Scheme 19).⁵⁷

An efficient and safe method for the nitration of aromatic compounds and decarboxylation nitration was developed using trichloroisocyanuric acid (TCICA)/DMF in the presence of NaNO_2 . This reaction is beneficial both economically and environmentally. The advantages of this method include the simplicity of operation, mild reaction conditions, the avoidance of organic solvents and toxic and expensive reagents, a short reaction time, and high product yield (Scheme 20).⁵⁸ The presence of ultrasonic waves in this method has increased the rate of nitration. The reaction mechanism is shown in Scheme 21.

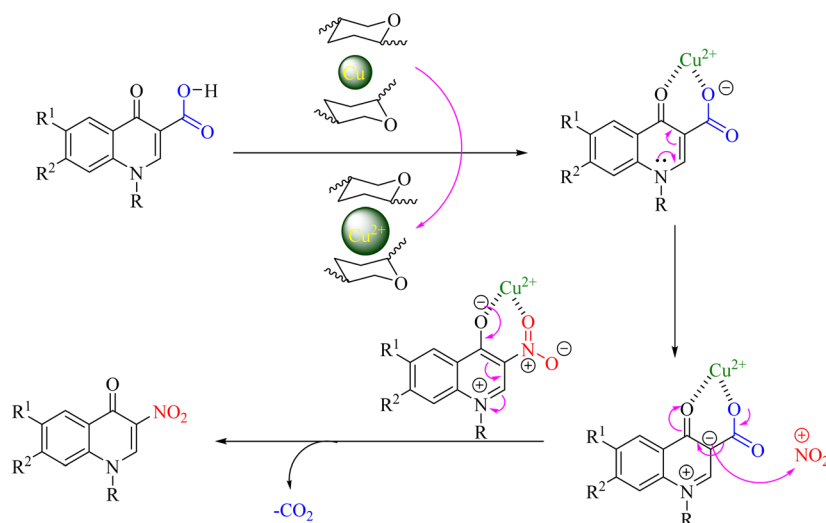
In 2015, a new and efficient method for the nitration of selected regions of aliphatic and aromatic carboxylic acid



Scheme 27 Proposed mechanism underlying the decarboxylative nitration process.

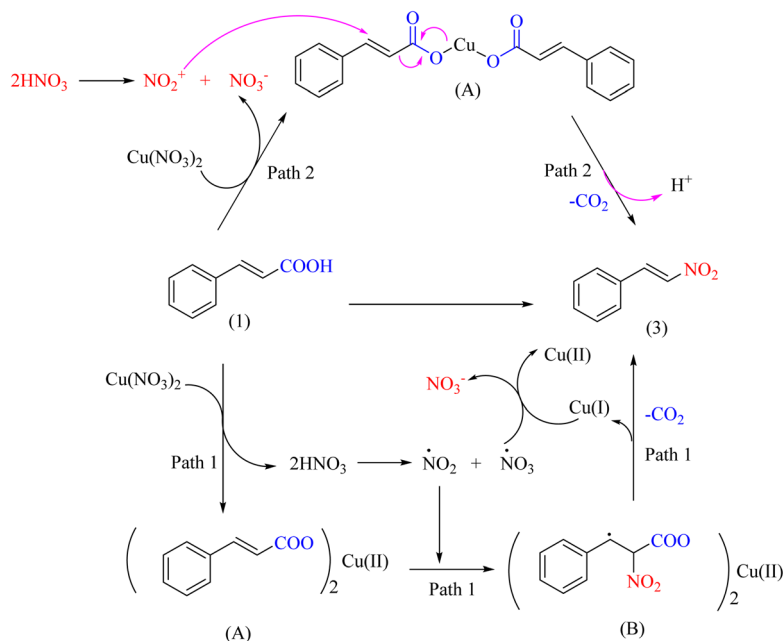


Scheme 28 Ipsso-nitration using polysaccharide-supported copper nanoparticles.

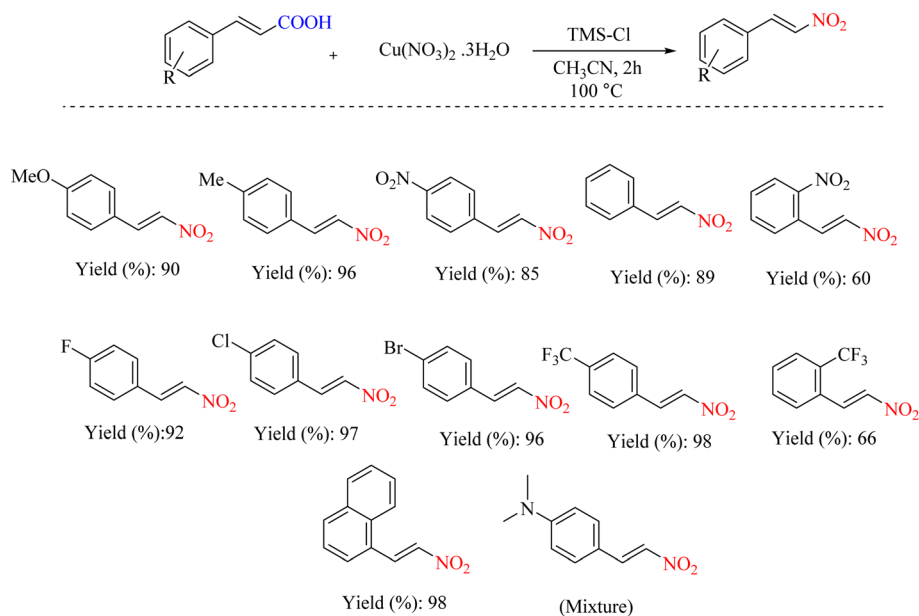


Scheme 29 Probable reaction mechanism underlying ipso-nitration using polysaccharide-supported copper nanoparticles.





Scheme 30 Proposed mechanism underlying the $\text{Cu}(\text{NO}_3)_2$ -catalyzed decarboxylation nitration of unsaturated carboxylic acids.

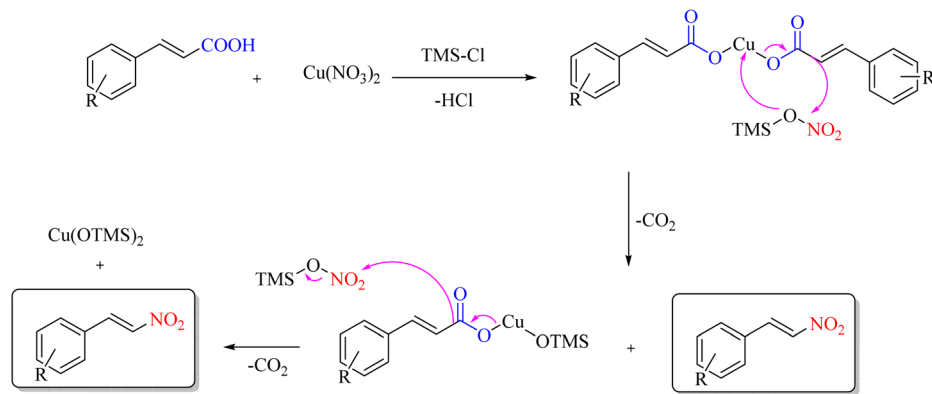


Scheme 31 Decarboxylative ipso-nitration using halotrimethylsilane-nitrate salt.

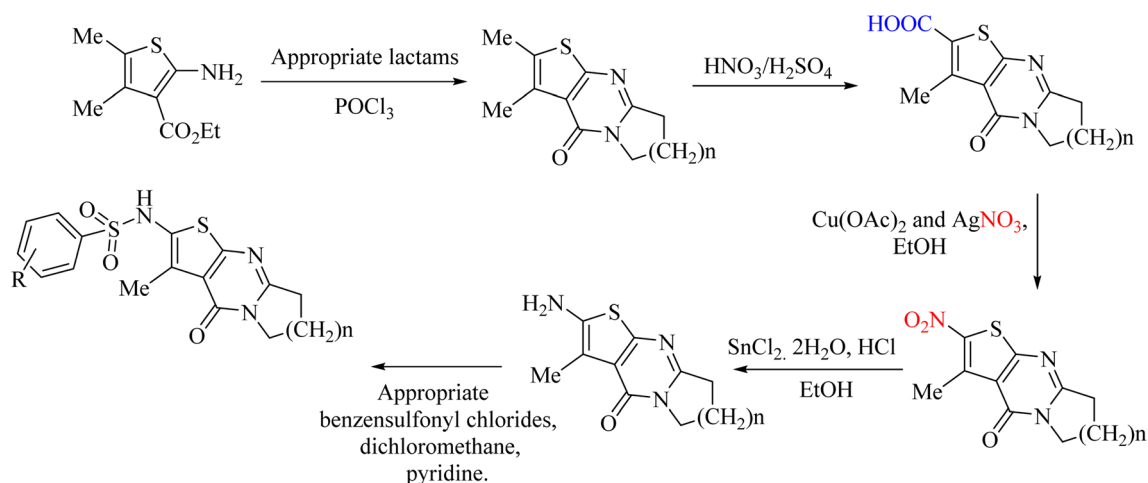
compounds to their corresponding nitro compounds was reported using the reagent of tetrafluoroborate nitronium and silver carbonate in dimethyl acetamide (Scheme 22).⁵⁹ This conversion is believed to occur *via* an alkyl-silver or aryl-silver

intermediate, which subsequently reacts with the nitronium ion to form nitro materials (Scheme 23).

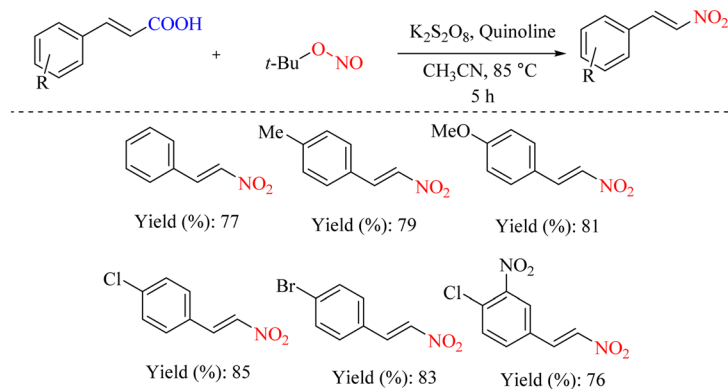
An efficient, cost-effective, and green method for ipso-nitration has been reported for synthesizing 3-nitro derivatives of 3-carboxy-quinolones using copper acetate and silver

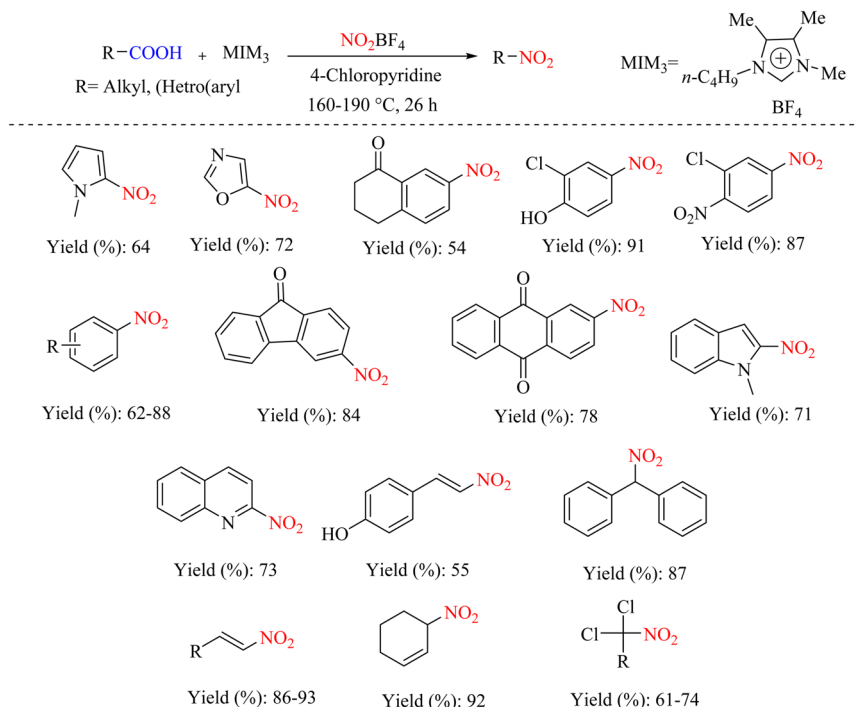


Scheme 32 Plausible mechanism underlying decarboxylative ipso-nitration.

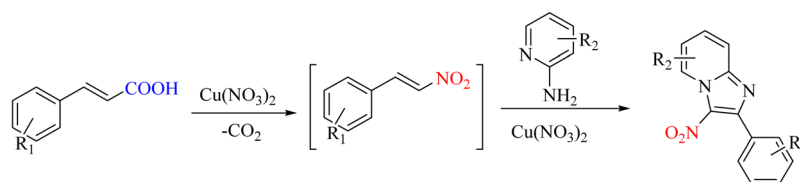


Scheme 33 Synthesis of sulfonyl amides via the ipso-nitration reaction.

Scheme 34 Ipso-nitration reaction using TBN and $K_2S_2O_8$.



Scheme 35 Substrate scope for the decarboxylative nitration of alkyl and (hetero)aryl carboxylic acids to nitro compounds.



Scheme 36 Novel approach in the synthesis of imidazo[1,2-a]pyridine from phenyl acrylic acids.

nitrate in water as solvent (Scheme 24).⁶⁰ In the mechanism of this reaction, two carbonyl groups chelate with copper(II), containing nitrate ions formed by anion exchange between Cu(OAc)_2 and a nitrate salt. Decarboxylation nitration is then performed through a coordinated mechanism in which NO_2 is attacked by a charge created on carbon C-3 and a protonable acid ionized by Cu-O to form Cu(OH)OAc (Scheme 25).

Many nitration-substitution reactions proceed through a radical mechanism. A report has shown that iron nitrate salts can perform the ipso-nitration reaction well, decarboxylating many unsaturated acids. The effect of the iron(III)/pyridine-mediated decarboxylate nitration reaction on the selectivity of

nitroolefin has also been proposed, which is an interesting topic (Scheme 26).⁶¹ The radical mechanism of this reaction is presented in Scheme 27.

Many heterogeneous catalysts are synthesized from metals. One of these widely used metals is copper. In a report on the placement of copper particles on chitosan as a suitable substrate, heterogeneous catalysts were used to synthesize 3-nitro-4-quinolones from 3-carboxy-4-quinolones by ipso-nitration (Scheme 28).⁶² The reduction of the copper composition by NaBH_4 produces copper nanoparticles that efficiently perform the decarboxylation reaction and provide nitration positions (Scheme 29).

The importance of copper metal in performing chemical reactions as a catalyst is well demonstrated. Copper metal can participate in the ipso-nitration reaction to produce nitro radicals in the environment through its reduction. A previous report showed that a copper nitrate salt was used for the ipso-nitration reaction. This efficient method converts many carboxylic acid derivatives to nitro compounds (Scheme 30).⁶³

The halotrimethylsilane nitrate salt has been proven to be of greater importance. A mixture of the $\text{TMSX-Cu(NO}_3)_2 \cdot 3\text{H}_2\text{O}$ system has been shown to be an efficient reagent system for ipso-nitration when $\text{X} = \text{Cl}$ and the debromination of cinnamic acids when $\text{X} = \text{Br}$ under mild conditions. These reactions are benign and straightforward, allowing avoidance of hazardous and toxic nitrating systems like acetyl nitrate and brominating agents such as molecular bromine (Scheme 31).⁶⁴ The reaction mechanism is illustrated in Scheme 32.

Switching between different groups has always been inevitable in synthesizing drug compounds. Among the types of switching groups, the placement of nitro groups instead of acid groups, which is the reaction of ipso-nitration, has been widely used in the synthesis of medicinal compounds. Sulfonyl amides are newly synthesized drug compounds, and their effects on melanin synthesis in mouse B16 cells have been investigated. All target sulfonamides were synthesized by an ipso-nitration reaction (Scheme 33).⁶⁵

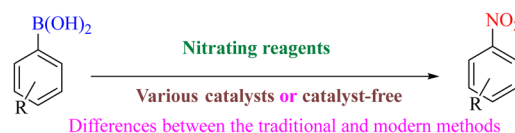
Numerous chemical reactions proceed *via* radical mechanisms. While some radicals can form spontaneously, many reactions require a radical initiator to generate the radicals. $\text{K}_2\text{S}_2\text{O}_8$ is one of the most prevalent radical initiators. This compound can react with nitrate salts to generate nitro radicals, creating conditions for the ipso-nitration reaction (Scheme 34).⁶⁶

An environmentally friendly and straightforward ipso nitration protocol has been reported for aliphatic and (hetero) aromatic carboxylic acids using ionic liquids. Although this protocol contradicts recently established ipso-nitration decarboxylation strategies for preparing nitro compounds, it does not require a toxic metal catalyst or harmful volatile organic solvents. In addition, this method is excellent for various functional groups and provides exclusively nitrated products in moderate to good yields (Scheme 35).⁶⁷

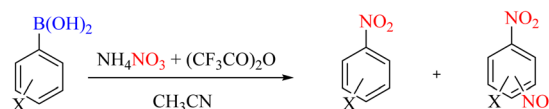
In organic reactions, products can be used and produced as intermediates to create the main products. Ipso-nitration products can be used to access future products. This issue has been studied in a report. The compounds imidazo[1, 2-*a*]pyridines are formed as intermediates of ipso-nitration. Due to its good performance in copper, this metal has been used in ipso-nitration reactions (Scheme 36).⁶⁸

3. Ipso-nitration of boronic acids [ipso- B(OH)_2]

Organic boronic acids are widely used in organic synthesis because of their commercial availability and excellent stability against air and moisture. The boronic acid functional group is reputed to have low inherent toxicity. Boronic acids act as Lewis



Scheme 37 Ipso-nitration of boronic acids [ipso- B(OH)_2].



Scheme 38 Ipso-nitration of the B(OH)_2 leaving group *via* the regio-selective electrophilic method.

acids,⁶⁹ and the presence of two hydroxy groups on the boron element makes these compounds good leaving groups in many substitution reactions. There are many examples of the ipso-nitration of aryl boronic acids in articles. This report highlights the most important methods of ipso-nitration using organic boronic acids.^{70,71} Many reagents and methods have been introduced to perform this reaction (Scheme 37).

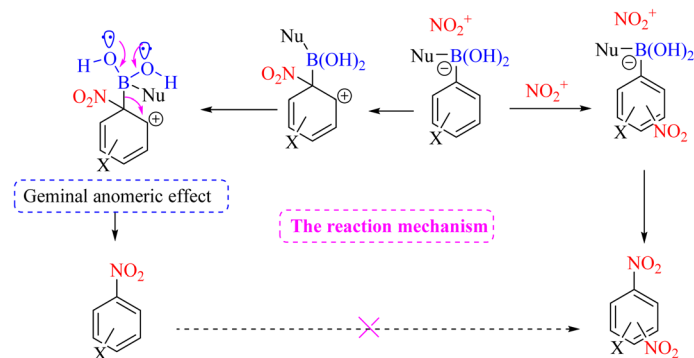
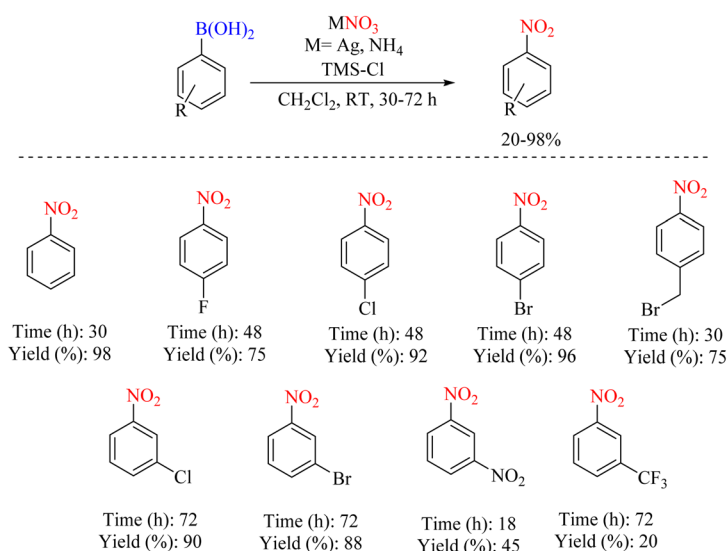
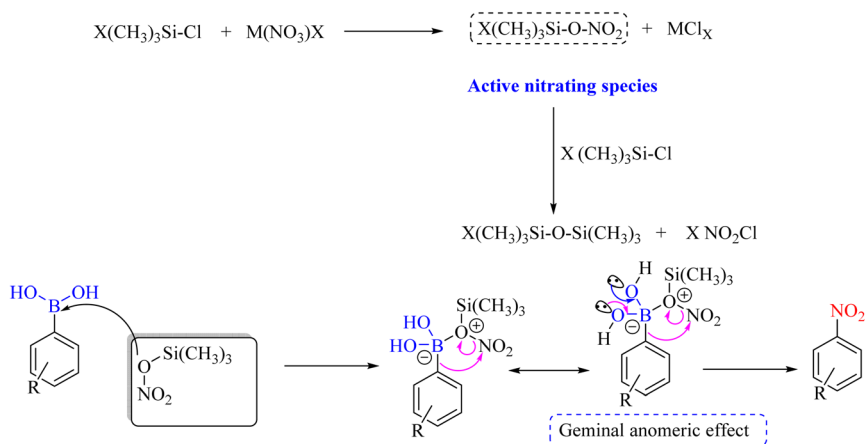
In 2000, Olah *et al.* used the regioselective electrophilic method and NH_4NO_3 reagent to perform ipso-nitration with raw aryl boronic acid materials.¹³ With this method, the authors showed that active and inactive aromatic compounds can be nitrated to obtain mono- and dinitro products with good efficiency (Scheme 38). The reaction mechanism is described in Scheme 39. Recently, our research group has reviewed the role of stereoelectronic effects as a fundamental concept in organic reactions.^{72,73} We considered the anomeric effect and modified related reported mechanisms in Scheme 39. These concepts are applicable to the ipso nitration of borane organic compounds. Our recently reported educational synthetic organic methodology is also applicable for modifying the abovementioned nitration reaction.⁷⁴

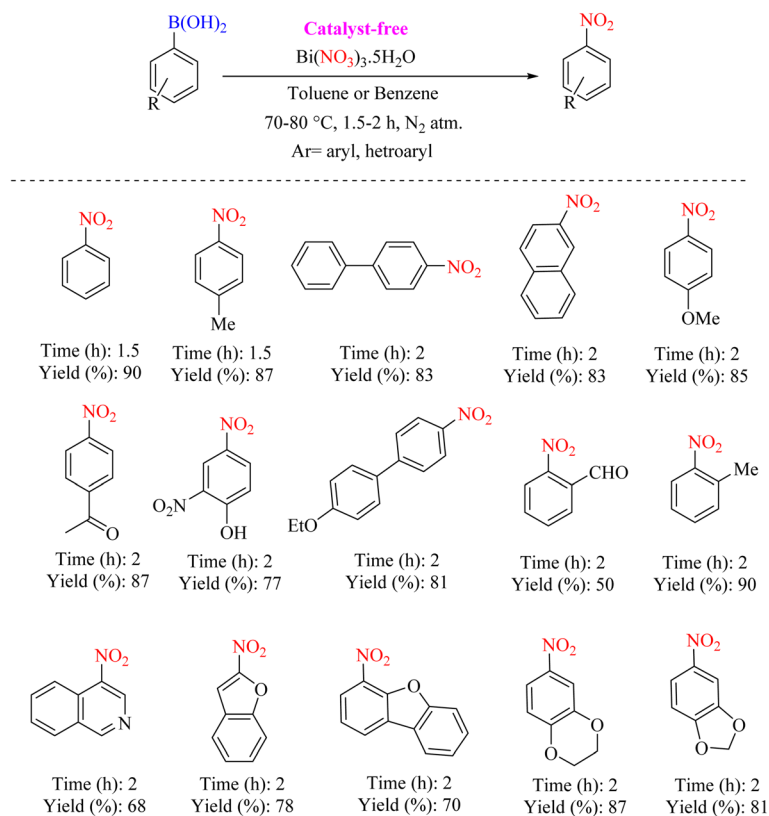
In 2004, Parkash *et al.* introduced the synthesis of nitro compounds as an efficient method using a mixture of nitrate salt and chlorotrimethylsilane as efficient regioselective nitrating agents (Scheme 40).⁷⁵ The reaction mechanism indicates that the reaction proceeded *via* an increase in electrophilicity (Scheme 41).

This report describes a non-catalytic nitration of aryl boronic acids using bismuth(III) nitrate as the nitrating agent. The reaction proceeded with shorter reaction times with moderate to excellent efficiency. This method is operationally simple, exhibits regional selectivity, and is compatible with various functional groups, enabling the synthesis of nitroarenes (Scheme 42).⁷⁶ Electrophilic bismuth(III) nitrate promotes ipso-nitration (Scheme 43).

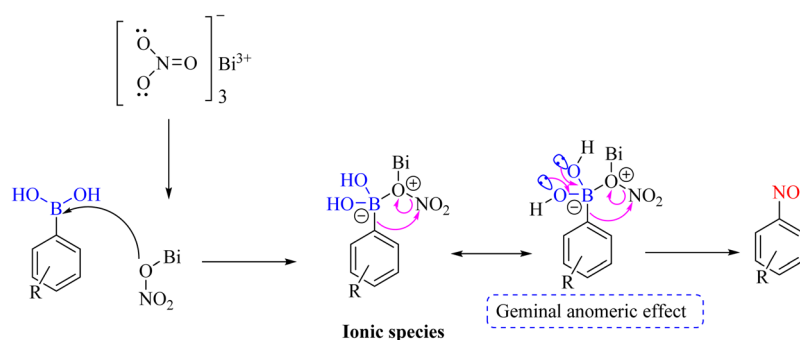
Changing functional groups is essential in some chemical reactions. In the synthesis of organic matter, we may have to perform the ipso-reaction at one stage. In 2007, it was reported that in one of the steps of synthesizing benzopyran derivatives, an ipso-nitration reaction was performed on boronic acid (Scheme 44).⁷⁷



Scheme 39 Reaction mechanism of the $B(OH)_2$ leaving group via the regioselective electrophilic method.Scheme 40 Ipsso-nitration of the $B(OH)_2$ leaving group using nitrate salt and chlorotrimethylsilane.Scheme 41 Reaction mechanism of the $B(OH)_2$ leaving group using nitrate salt and chlorotrimethylsilane.



Scheme 42 Catalyst-free ipso-nitration of aryl boronic acids using bismuth(III) nitrate.



Scheme 43 Proposed mechanism underlying the ipso-nitration of aryl boronic acids by $\text{Bi}(\text{NO}_3)_3 \cdot 5\text{H}_2\text{O}$.

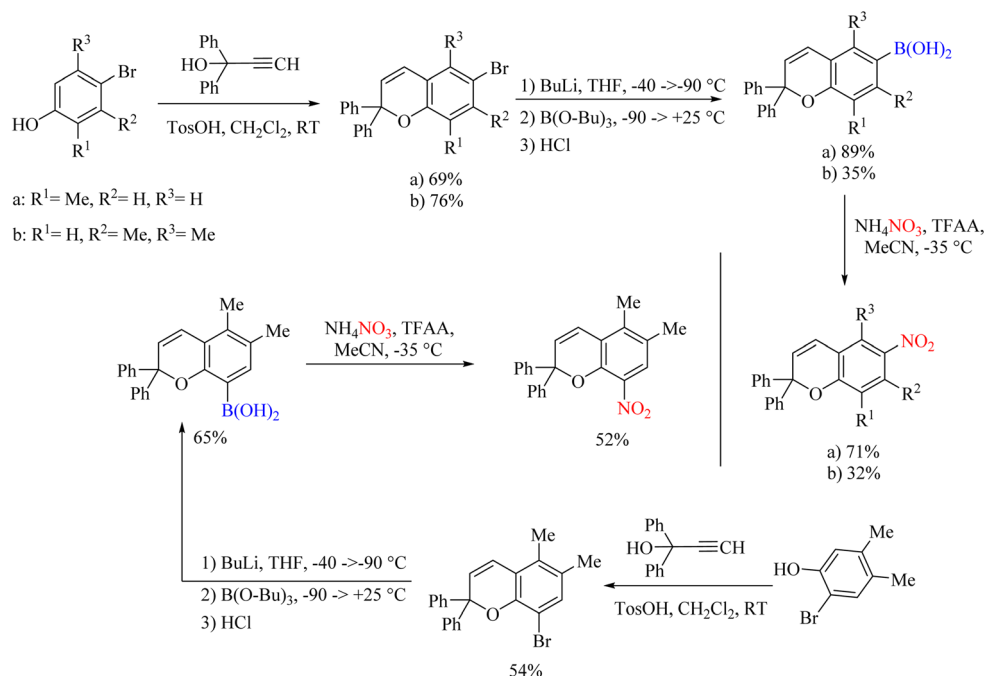
In 2011, Wu *et al.* reported a new method for nitrating various aryl boronic acids. The report indicates that various nitroarenes with moderate to good yields can be produced using low-cost TBN. This method offers several advantages, including ease of operation and the absence of the need for expensive catalyst systems (Scheme 45).⁷⁸

The conversion of copper-catalyzed functional groups from aryl boronic acids in water was reported in 2011. In a certain part of this change in the functional group, the ipso-nitration reaction on boronic acids was performed this way (Scheme

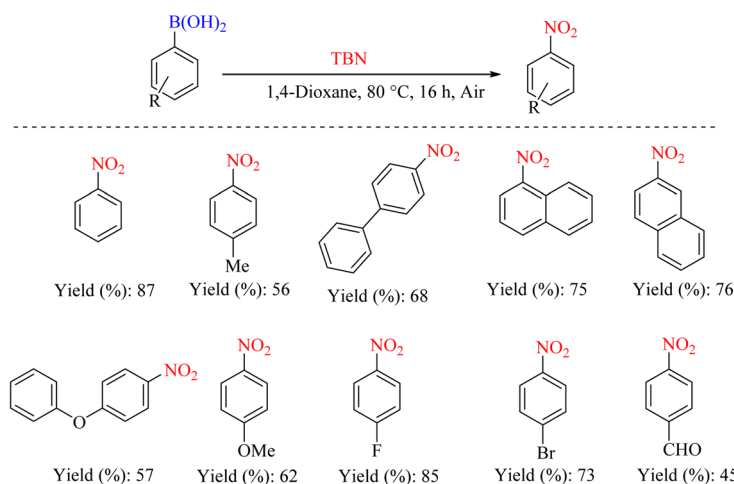
46).⁷⁹ The very inexpensive $\text{Cu}_2\text{O}/\text{NH}_3$ system has been used as a catalyst, environmentally friendly water as a solvent, and readily available and affordable NaNO_2 as a reagent.

In 2012, Maiti *et al.* reported an efficient synthetic method for the one-pot internal nitration of aryl boronic acids. The high efficiency and broader substrate scope, which encompasses heterocycles and functional groups, render this method highly valuable (Scheme 47). In a radical mechanism, this method performs an ipso-nitration reaction using $\text{Bi}(\text{NO}_3)_3 \cdot 5\text{H}_2\text{O}/\text{K}_2\text{S}_2\text{O}_8$. The team showed that the nitration reaction can be

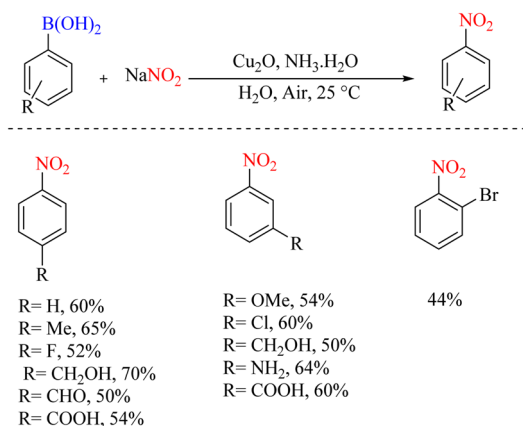




Scheme 44 Ipsso-nitration reaction of boronic acid in the synthesis of benzopyran derivatives.



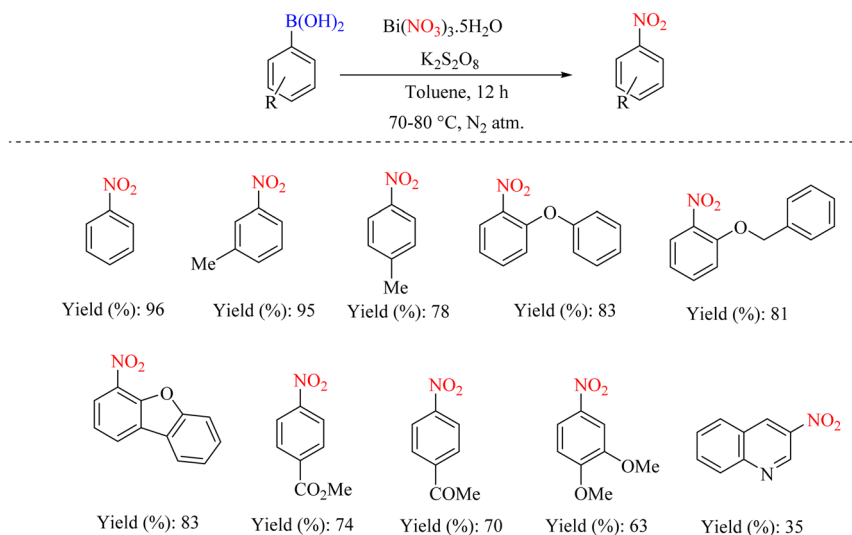
Scheme 45 Convenient and mild synthesis of nitroarenes via metal-free nitration of aryl boronic acids.

Scheme 46 Convenient and mild synthesis of nitroarenes by copper-catalyzed and NaNO_2 .

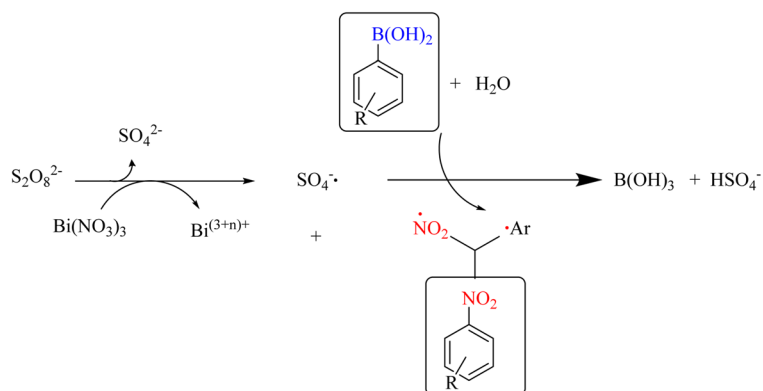
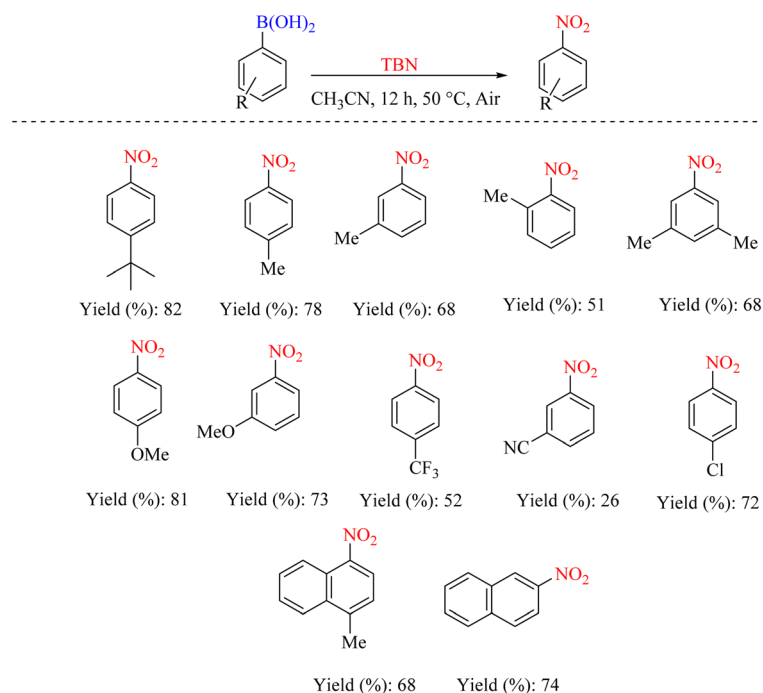
performed in a way other than the electrophilic method (Scheme 48).⁸⁰

Metal-free nitration and a controllable green method for the synthesis of aryl boronic acids were introduced in 2012. Yan *et al.* used TBN as the nitrating agent. They performed an ipso-nitration reaction on boronic acids under mild conditions (Schemes 49, 50).⁸¹

In 2012, Jan *et al.* developed the nitration of copper-catalyzed aryl boronic acids using nitrite salts as a nitrating agent under mild conditions. Due to the simple experimental method and the availability of a suitable and inexpensive copper catalyst, this process is an efficient and practical method for synthesizing nitro aromatics (Scheme 51).⁸²

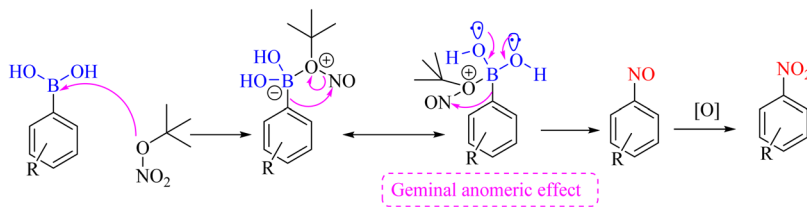


Scheme 47 Ipso-nitration of arylboronic acids using bismuth nitrate and perdisulfate.

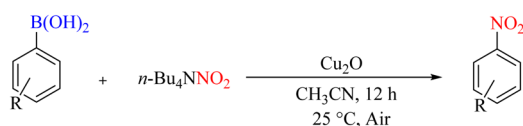
Scheme 48 Proposed mechanism underlying the ipso-nitration of aryl boronic acids by $\text{Bi(NO}_3)_3 \cdot 5\text{H}_2\text{O}/\text{K}_2\text{S}_2\text{O}_8$.

Scheme 49 Ipso-nitration of boronic acids using TBN as a nitrating agent.





Scheme 50 Proposed mechanism underlying the ipso-nitration of boronic acids using TBN as a nitrating agent.



Scheme 51 Copper-catalyzed nitration of aryl boronic acids using nitrite salts under mild conditions.

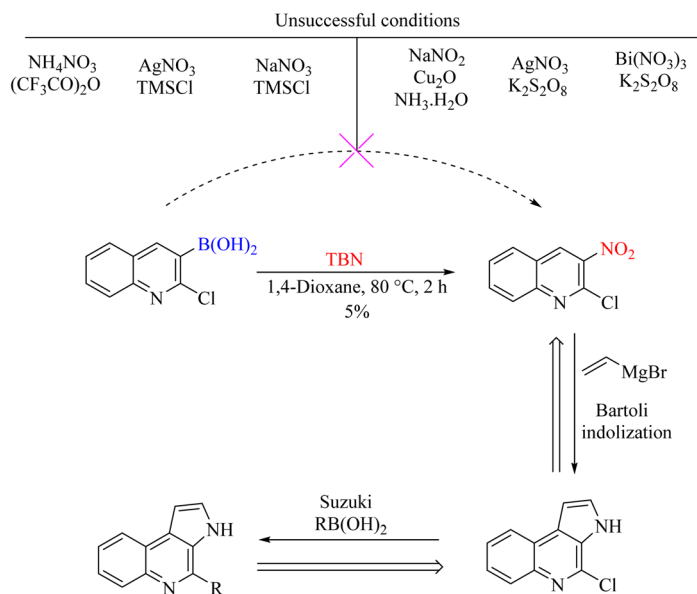
In 2013, a brief synthesis of C and E marinoquinolines was reported. The synthetic pathway involves the internal nitration of an electron-deficient boronic acid, the first example of Bartoli indolization on nitroquinoline and Suzuki paired between 2-chloropyrroloquinoline and two separate MIDA boronates (Scheme 52).⁸³

In another exploration, a simple and efficient nitration of aryl boronic acids with iron nitrate was proposed. The protocol uses aryl boronic acids as raw materials with low-cost iron nitrate as a nitro source without additives, and the corresponding nitroarenes are obtained with good to excellent efficiency (Scheme 53). The reaction mechanism indicates the radical progression of the reaction (Scheme 54).⁸⁴

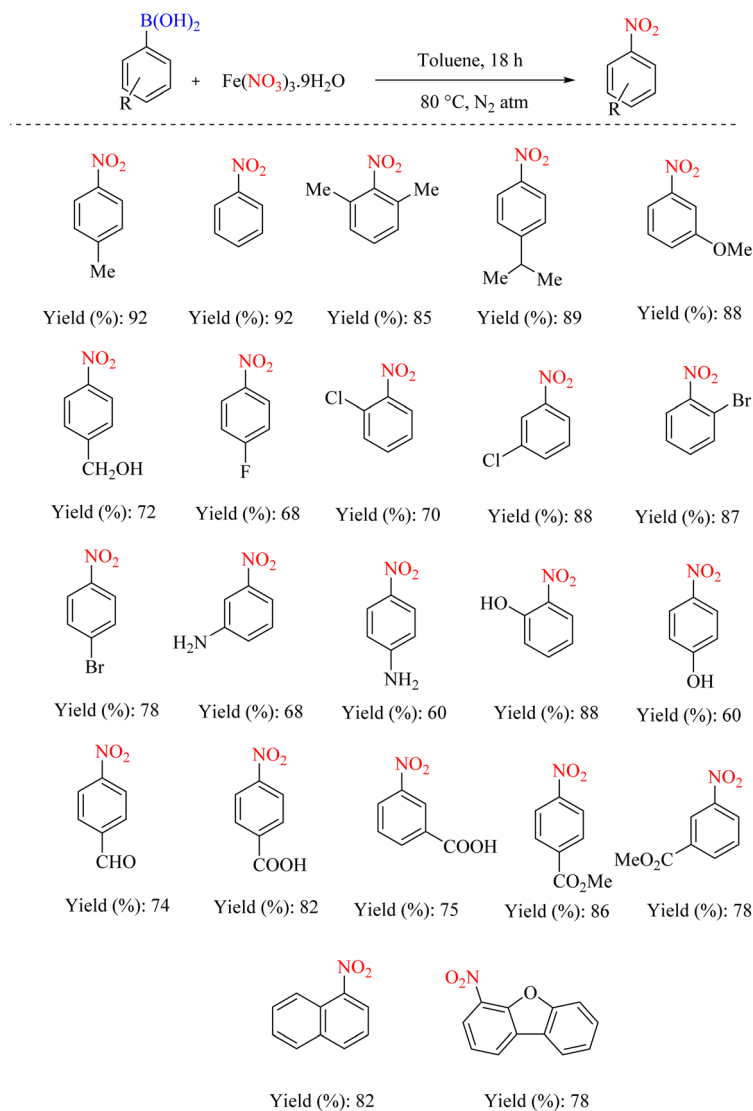
Nitroso compounds are versatile reagents in synthetic organic chemistry. A practical protocol for the arbitrary nitrication of aryl boronic acids using chlorotrimethylsilane and sodium nitrite Unison as a nitrosation reagent system was reported. During this reaction, ipso-nitration products are generated as by-products. This observation is similar to many other direct nitrosation reactions in which nitrosoarenes are oxidized *in situ* and converted to nitro groups (Scheme 55).⁸⁵

In 2015, Goswami *et al.* performed the ipso-nitration reaction of boronic acids using [bis-(trifluoroacetoxy)-iodo] benzene (PIFA). No metal was used in this reaction. The presence of *N*-bromosuccinimide (NBS) makes the reaction mechanism radical, and sodium nitrite is the nitro source (Scheme 56).⁸⁶

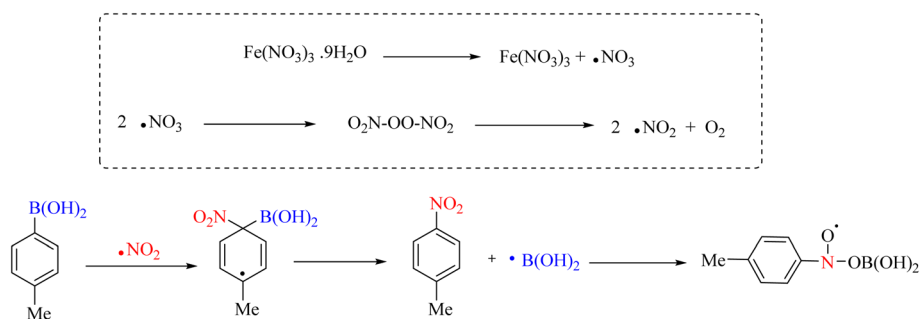
The reaction proceeded through the *in situ* production of NO₂ and O-centered boronic acid radicals, followed by the formation of an O–N bond through the combination of these radicals. Finally, the transfer of the NO₂ group to the aryl fraction was accomplished *via* the migration of 1,3-aryl to the preparation of nitroarenes (Scheme 57).



Scheme 52 Ipso-nitration of boronic acid in the retrosynthetic analysis of marinoquinolines.

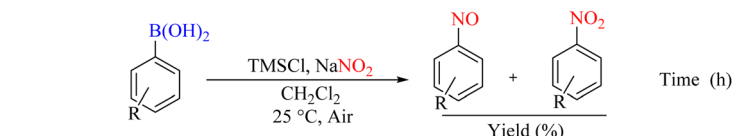
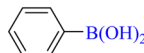
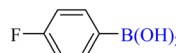
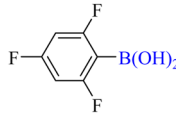
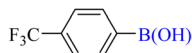
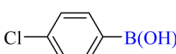
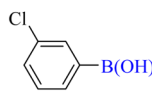
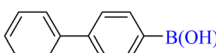
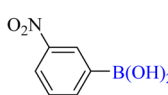
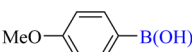
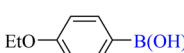
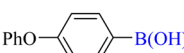
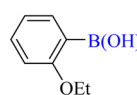


Scheme 53 Efficient ipso-nitration of arylboronic acids using iron nitrate as a nitro source.



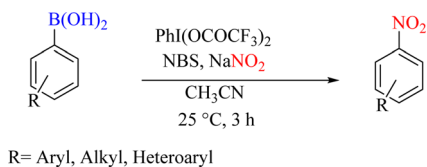
Scheme 54 Possible mechanism underlying the ipso-nitration of aryl boronic acids using iron nitrate.



	Yield (%)		Time (h)
	2	97	12
	59	41	12
	-	-	12
	10	85	12
	14	65	12
	28	64	12
	0	0	12
	0	95	12
	96	1	2
	87	12	2
	60	36	4
	12	38	12

Scheme 55 Ipso-nitration of aryl boronic acids using chlorotrimethylsilane and sodium nitrite.





Scheme 56 PIFA-mediated ipso-nitration of aryl and alkylboronic acids.

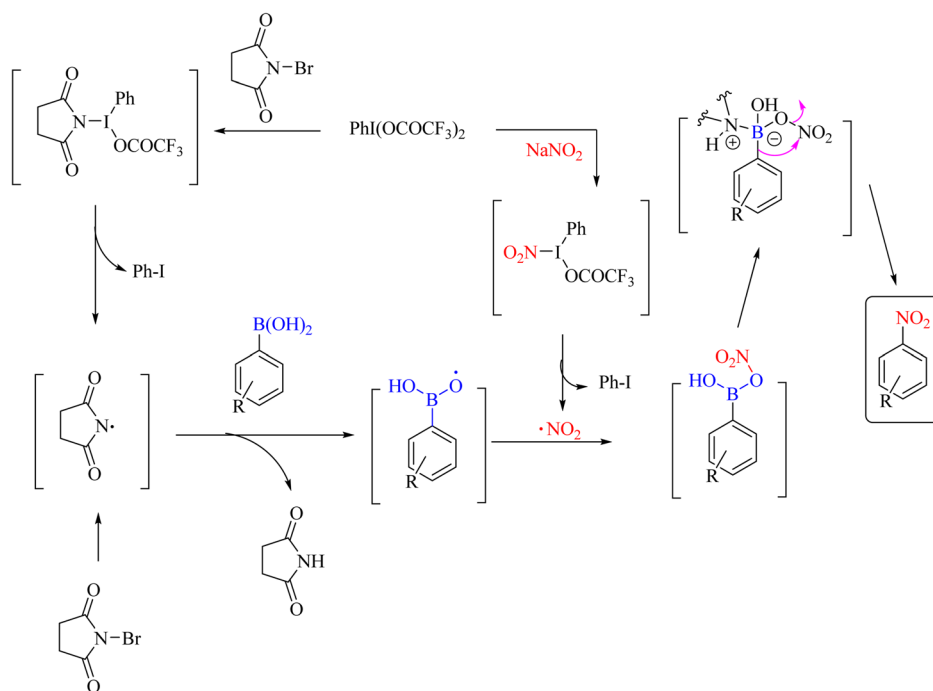
Nitration of electrophilic arenas is a classic method that involves a mixture of nitric acid and sulfuric acid or nitrogen pentoxide. In another report, an economic protocol was proposed in terms of simple operation and regional selectivity for the synthesis of nitro-aromatic compounds by direct nitration of aryl-boronic acids using trifluoroacetic acid and an aqueous solution of commercially available 68% nitric acid (Scheme 58).⁸⁷

In another exploration, the ipso-nitration reaction of the aryl boronic acid group was catalyzed by iodine and zirconium oxynitrate as the nitrating species. The protocol applies to

electronically diverse aryl- and hetero-aryl boronic acid moieties under mild reaction conditions with good to excellent isolated yields (Scheme 59).⁸⁸ The reaction mechanism is shown in Scheme 60.

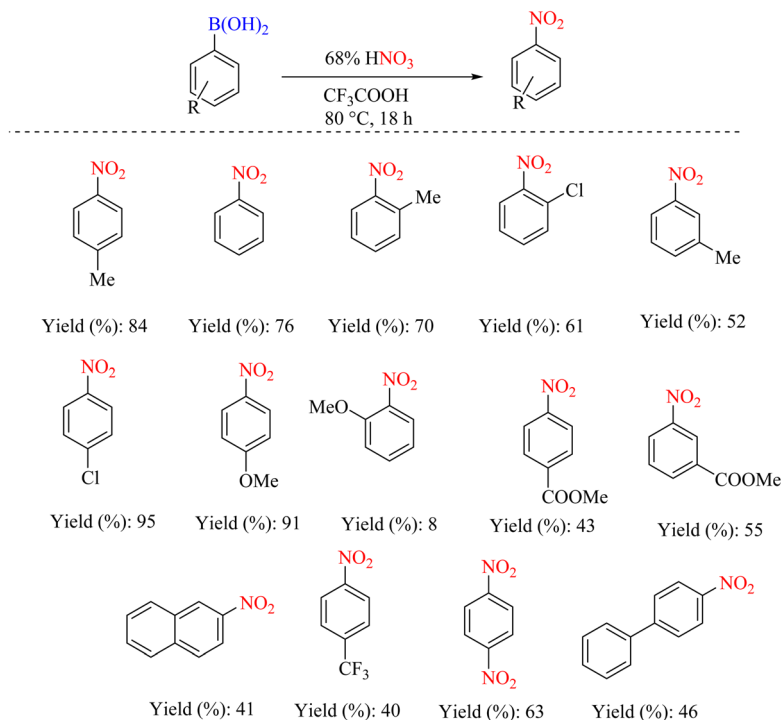
One of the ionic liquids that has the potential to design and synthesize various ILs and MSs is ionic liquids functionalized with *N*-sulfonic acid(s). In 2018, Zolfigol's research team introduced 1,3-disulfonic acid imidazolium nitrate ([Dsim]⁺NO₃⁻) as a new ionic liquid and nitrating agent for the ipso-nitration of various aryl boronic acids and the nitro-Hunsdiecker reaction of different α,β -unsaturated carboxylic acids and benzoic acid derivatives (Scheme 61).⁸⁹ In this section, the replacement of ipso-nitration of boronic acids is described. The mechanism of the reaction indicates the radical nature of the reaction, as shown in Scheme 62.

Another study reported the highly efficient nitration of aryl boronic acids using vaporized nitric acid. This report's significance lies in using vaporized nitric acid as the nitro source, enabling the process to be scalable for industrial applications. The report also provides detailed product yields, as mentioned above Scheme 63.⁹⁰

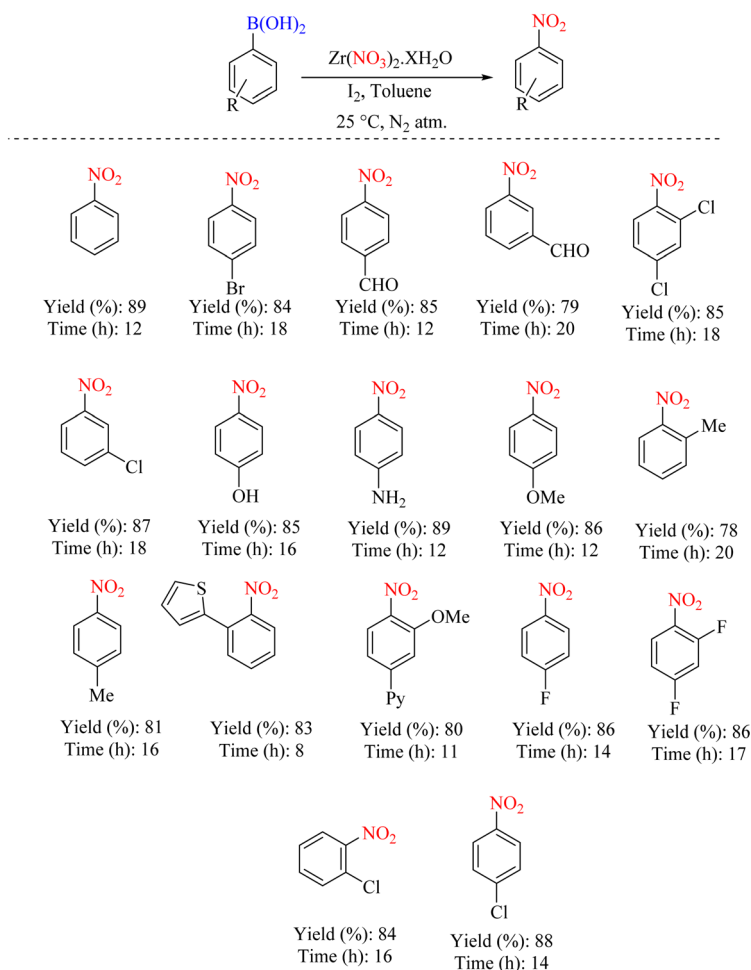


Scheme 57 Possible mechanism underlying the PIFA-mediated ipso-nitration of aryl and alkylboronic acids.

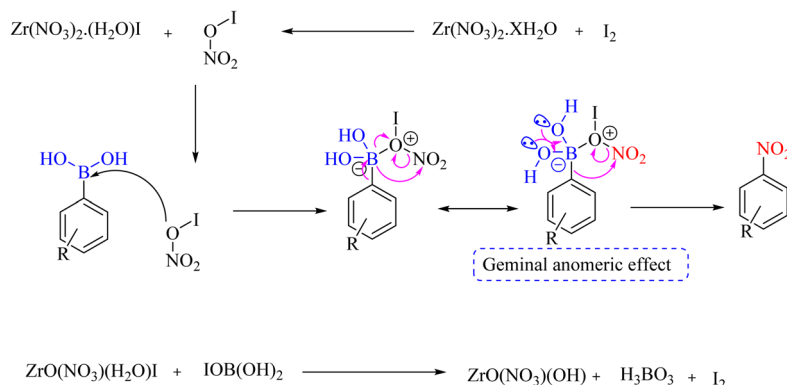




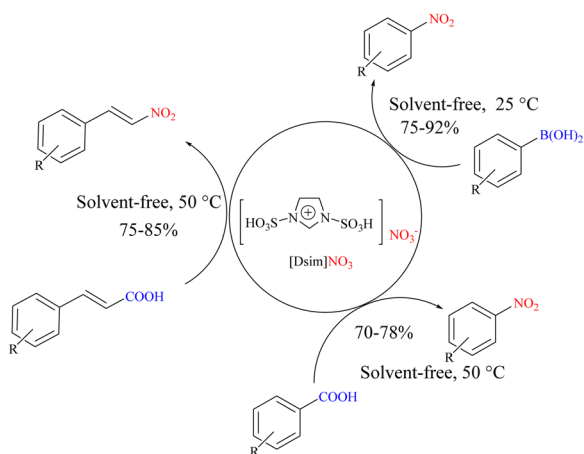
Scheme 58 Convenient metal-free ipso-nitration of aryl boronic acids using nitric acid and trifluoroacetic acid.



Scheme 59 Ipso-nitration reaction of the aryl boronic acid group catalyzed by iodine and zirconium oxynitrate.

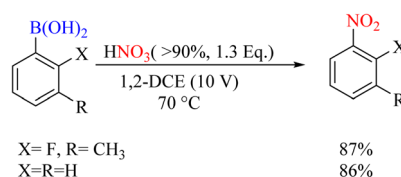


Scheme 60 Possible mechanism underlying the ipso-nitration reaction of the aryl boronic acid group catalyzed by iodine and zirconium oxynitrate.



Scheme 61 Ipso-nitration reaction of arylboronic acids using $[Dsim]NO_3$ as a new ionic liquid and nitrating agent.

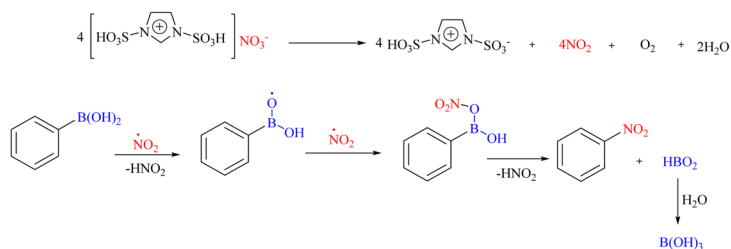
Potassium organotrifluoroborates are unique solid compounds. The use of these compounds in organic conversion has become increasingly important. Due to the good leaving nature, many other organic compounds can be substituted for this group. Instead of using dangerous reagents, nitrate salts



Scheme 63 Ipso-nitration of boronic acid using HNO_3 .

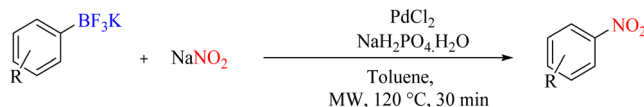
can remove the potassium organotrifluoroborate group and perform an ipso-nitration reaction. Based on this method, the coupling reaction was investigated by microwave radiation in the presence of palladium as a catalyst. This cross-coupling reaction is an interesting development that can lead to the development of new nitration protocols (Scheme 64).⁹¹ The reaction mechanism and the role of Pd are illustrated in Scheme 65.

The ipso nitration of arylboronic acid derivatives using nitric acid as the nitrating agent was reported by Murray *et al.* in 2022. The reaction is driven by the presence and generation of nitro radicals, leading to faster product formation. This method

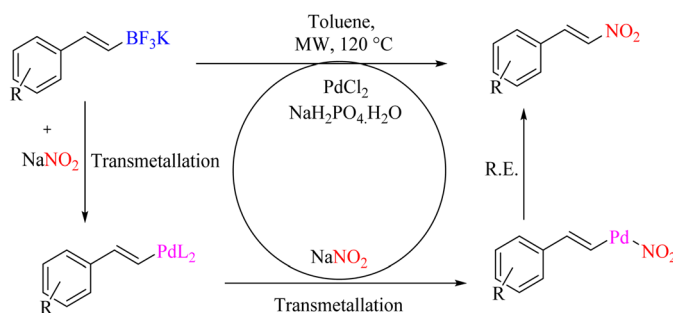


Scheme 62 Possible mechanism underlying the ipso-nitration reaction of aryl boronic acids using $[Dsim]NO_3$ as a new ionic liquid and nitrating agent.


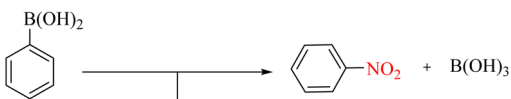
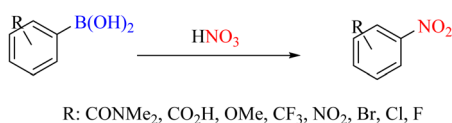




Scheme 64 A novel route to obtain organonitrites via Pd-catalyzed cross-coupling of sodium nitrite and potassium organotrifluoroborates.



Scheme 65 Mechanism underlying the cross-coupling of sodium nitrite and potassium organotrifluoroborates.



Scheme 66 Ipso-nitration of aryl boronic acids using fuming nitric acid.

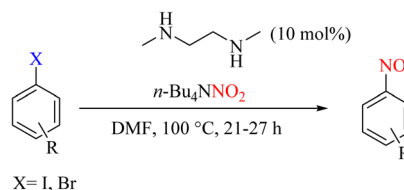
provides easy, efficient, and chemoselective access to various aromatic nitro compounds. The report suggests that these processes likely produce a common active reagent, anhydrous HNO_3 (Scheme 66).¹¹

4. Ipso-nitration of halogens [ipso-X]

The leaving property of a halogen increases with its atomic radius as $\text{I} > \text{Br} > \text{Cl} > \text{F}$. Halogens are the best choices for ipso



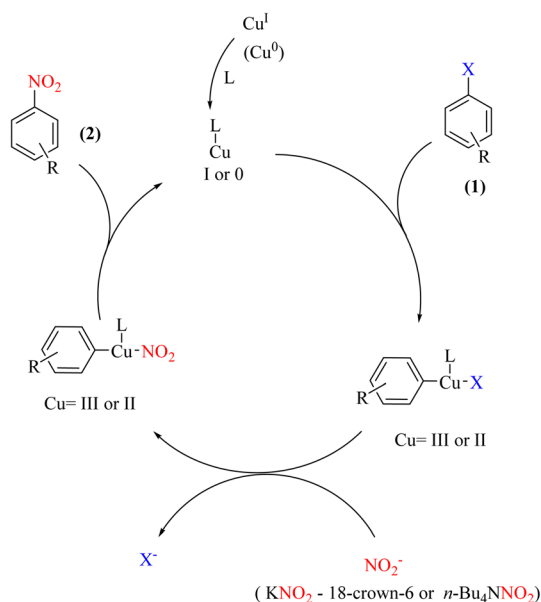
Scheme 67 General methods for the ipso-nitration of halogens [X] as leaving groups.



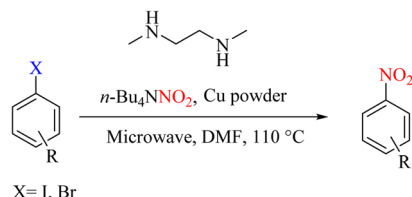
Entry	R	X	Yield (%)
1	4-MeO	I	81
2	H	I	65
3	4- <i>t</i> -Bu	I	91
4	4-BnO	I	71
5	3-Me	I	69
6	3-MeO	I	65
7	4-CH ₃ CONH	I	57
8	4-H ₂ N	I	45
9	4-Me	I	25
10	3-O ₂ N	I	28
11	4-MeO	Br	53

Scheme 68 Copper-catalyzed coupling of aryl halides and nitrite salts.





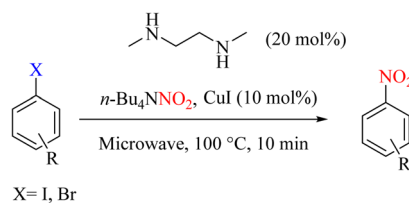
Scheme 69 Mechanism underlying the copper-catalyzed coupling of aryl halides and nitrite salts.



Scheme 70 Microwave-accelerated fluorodenitrations and nitrodehalogenations.

reactions, especially ipso-nitration. The nitro group replaces halogens under suitable conditions, facilitating the preparation of nitro compounds using this method. Therefore, the anionic mechanism for their exit is predicted (Scheme 67). Most metals, such as palladium and copper, contribute to the better release of halogens, some of which are described below.

In 2005, research was conducted on the ipso-nitration of aryl halides. In this study, it was shown that for the removal of the halogen group from the copper catalyst as well as the *N,N*-dimethyl ethylenediamine in the presence of sodium nitrite-18-crown-6 or *tetra-n*-butylammonium nitrite (*n*-Bu₄NNO₂) as a nitration reagent was used, and ipso-nitration nitration



Entry	R	X	Yield (%)
1	4-MeO	I	99
2	4-Me	I	99
3	<i>m</i> -Xylene	I	99
4	H	I	99
5	4-NH ₂	I	87
6	3-MeO	I	73
7	2-MeO	I	5
8	2-NH ₂	I	35
9	H	Br	44
10	<i>m</i> -Xylene	Br	22
11	4-NH ₂	Br	0

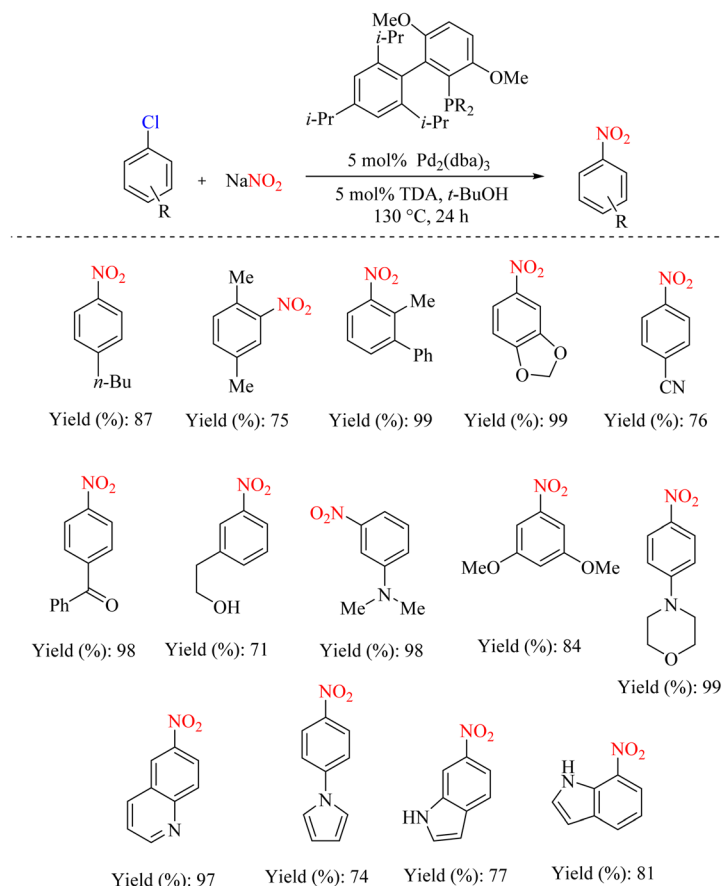
Scheme 71 Rapid microwave-assisted copper-catalyzed nitration of aromatic halides using nitrite salt.

operation was performed under these conditions (Scheme 68).⁹²

Under these conditions, Cu(I) is converted to Cu(0) and is placed between the benzene and the halogen. The halogen-nitrite exchange reaction and the reduction of copper species are performed. Soluble ammonium salts must effectively supply nitrite ions. This action produces nitro compounds, and it performs the ipso-nitration reaction (Scheme 69). This reaction was conducted under microwave conditions, with copper powder or CuI as the catalyst and NaNO₂ or *n*-Bu₄NNO₂ as the NO₂ source (Schemes 70 and 71).^{93,94}

In another similar study, palladium metal was used instead of copper for this type of reaction. Palladium is a metal that must be activated for better performance. A 2009 report used a specific ligand to activate palladium. Different leaving groups have been used in this research, but different halo-benzenes have been used in some, as shown in Scheme 72.⁹⁵





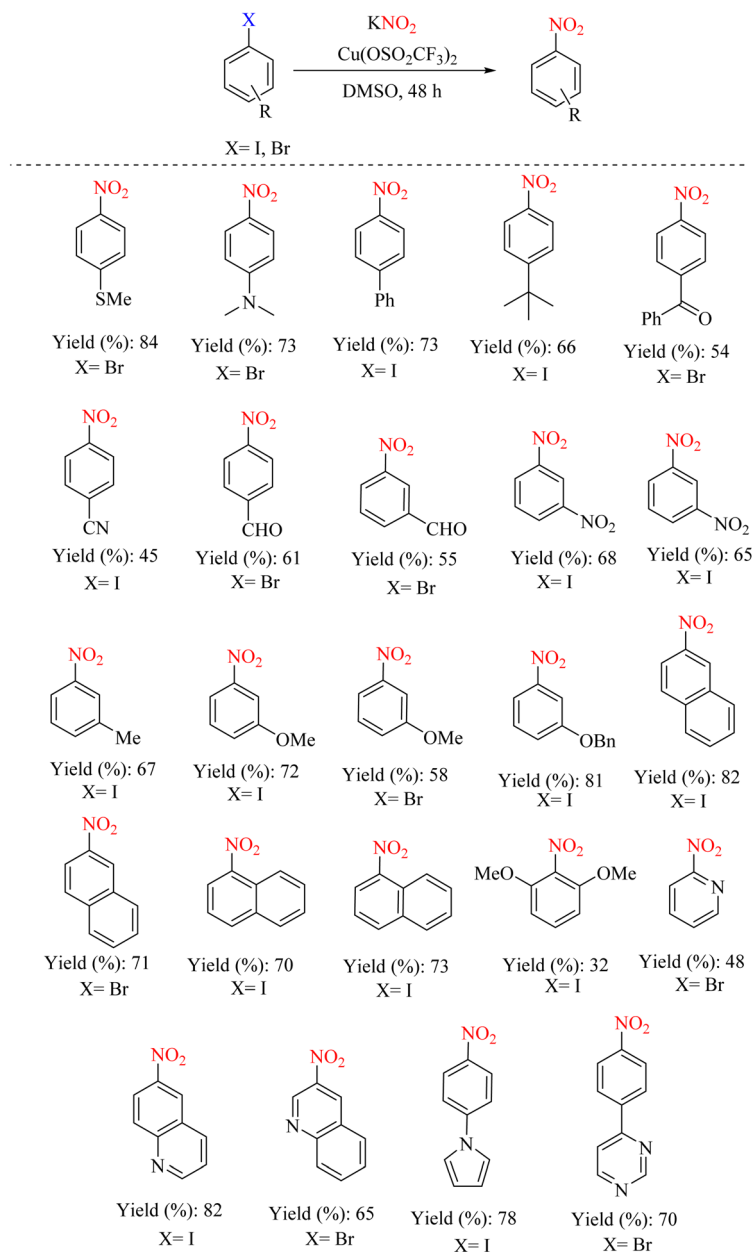
Scheme 72 Pd-catalyzed conversion of aryl chlorides to nitroaromatics.

In 2012, a suitable catalytic method was proposed for converting haloarenes to their corresponding nitroarenes using copper salts under conditions without any ligands. In this method, the internal nitration of a wide variety of haloarenes, including iodoarenes, bromoarenes, and heterocyclic haloarenes, is performed under mild conditions with a high-yield product (Scheme 73).⁹⁶

In some cases, nucleophilic reactions can be performed in the absence of metals. A transition metal-free approach was reported for the facile synthesis of thiocyanate and nitroarenes from KSCN or NaNO_2 with diaryliodonium salts in good yields under mild conditions (Scheme 74).⁹⁷ Because of the reaction properties of iodonium salts, the reaction

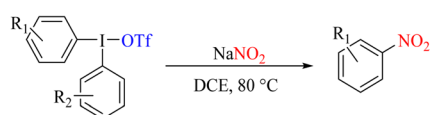
proceeded under ideal conditions, and the side products were avoided. This method is one of the best conditions for conducting ipso-nitration reactions in metal-free conditions. Nitroarenes are versatile building blocks for synthesizing highly complex organic molecules of higher complexity. These potential scaffolds are often found in natural products and drugs, and they commonly exhibit biological activities. Therefore, it is important to expand their simple synthesis methods.

A similar review described the transition-metal-free, mild, and highly regioselective synthesis of nitroarenes from arenes. This report demonstrates that the products are synthesized through a sequential one-pot reaction, where iodine(III)



Scheme 73 Copper-catalyzed ipso-nitration of iodoarenes, bromoarenes, and heterocyclic haloarenes under ligand-free conditions.



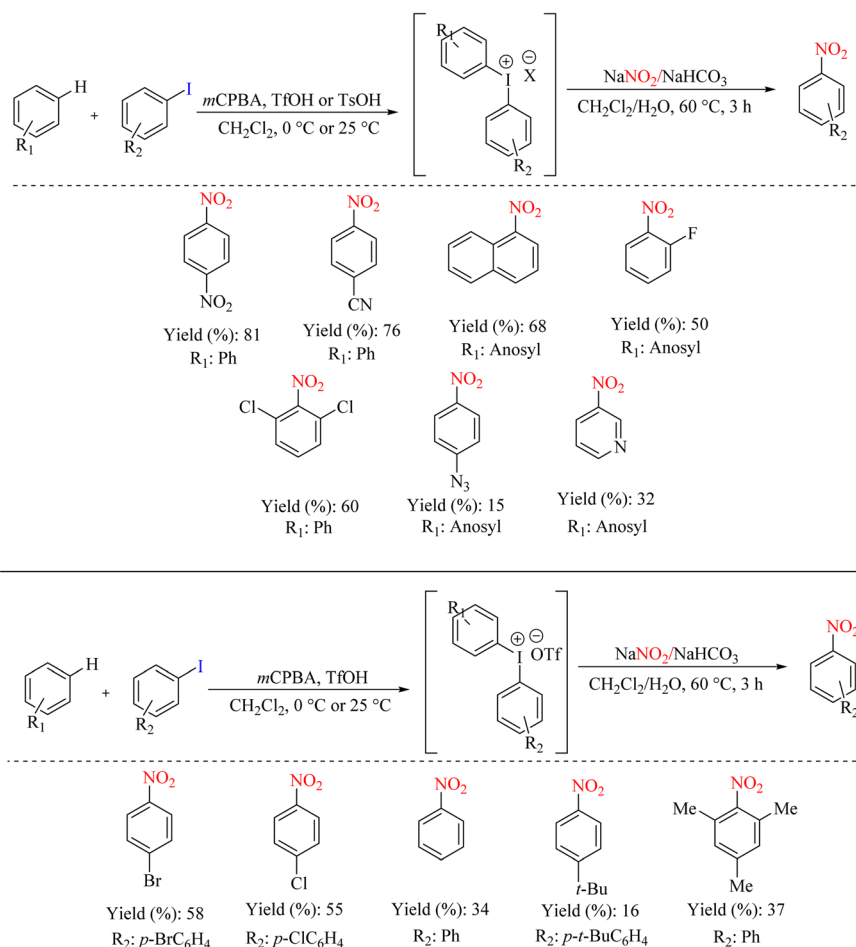


Entry	R ₁	R ₂	Yield (%)
1	H	H	73
2	4-MeO	4-MeO	68
3	4- <i>t</i> -Bu	4- <i>t</i> -Bu	69
4	4-Cl	4-Cl	76
5	4-Br	4-Br	88
6	4-F	4-F	54
7	3-NO ₂	3-NO ₂	60
8	4-Ph	4-MeO	68
9	4-CF ₃	4-MeO	63
10	2-Br	4-MeO	85
11	4-CO ₂ Me	H	74

Scheme 74 Transition metal-free synthesis of thiocyanate- or nitro-arenes using diaryliodonium salts.

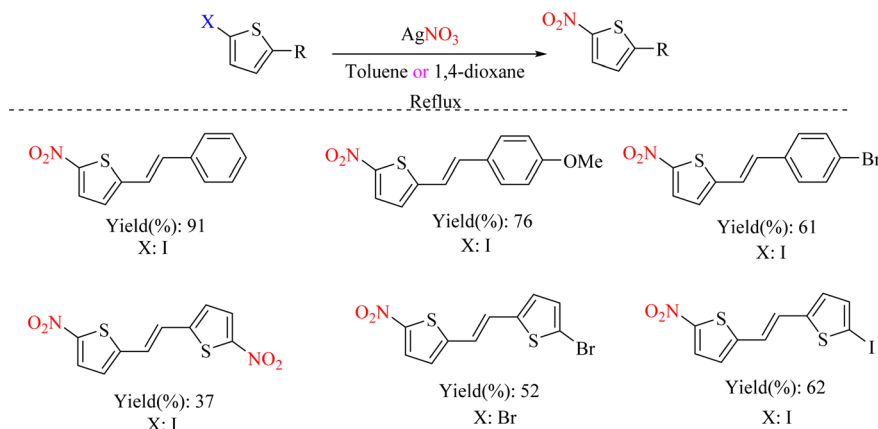
reagents are nitrated, with two carbon ligands being generated *in situ* from iodine(I). In practice, this new concept has been extended to the formation of aryl azides and is an important step towards catalytic reactions using these multivalent iodide reagents. To carry out this reaction, diaryliodonium salts with different leaving groups are first synthesized through the C–H activation reaction, and then, using sodium nitrite salt, nitroarenes are synthesized through the ipso-nitration reaction (Scheme 75).⁹⁸

The chemical reaction of ipso-nitration on halogens continues to expand using new methods in recent years. In 2017, research was conducted on 2-halothiophenes. The reaction was catalyzed without a second metal such as Cu or Pd. In this reaction, a silver nitrate salt was used, showing that its silver metal helps to remove the halogen group, and its nitrate anion is used as a source of NO₂ to perform the ipso-nitration. This attitude showed that instead of using several reagents and

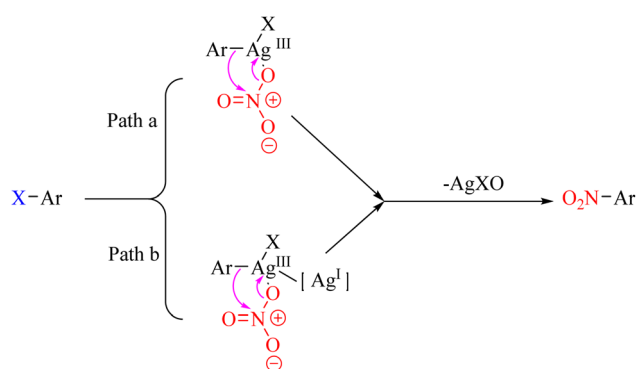


Scheme 75 One-pot C–H functionalization of arenes using diaryliodonium salts.





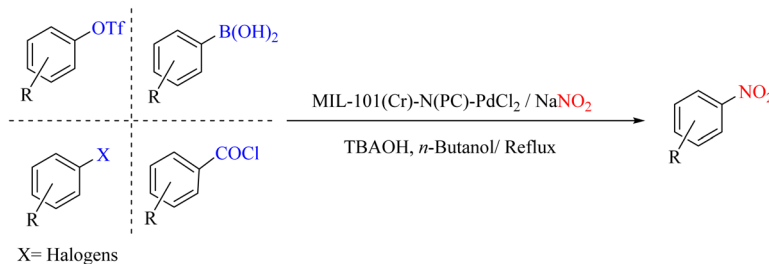
Scheme 76 Ipsso-nitration of 2-halothiophenes using silver nitrate.



Scheme 77 Proposed mechanism underlying the ipso nitration of 2-halothiophenes using silver nitrate.

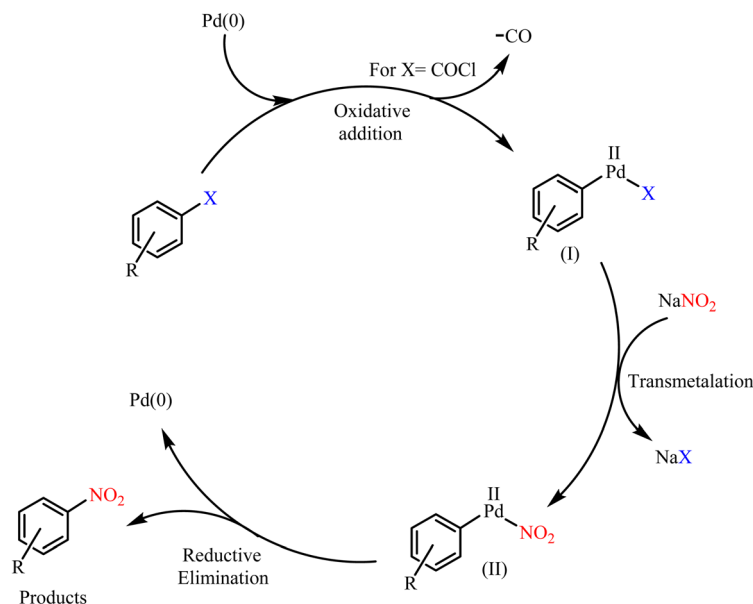
catalysts for ipso-nitration, one reagent with two different roles can be used (Schemes 76 and 77).⁹⁹

A new selective nitration method was reported in 2022 in which MOFs were used as substrates, and palladium was deposited on the substrate using a post-modification method. In the following, sodium nitrite is used as a source of nitro. A wide range of compounds, such as boronic acids, aryl halides, aryl trifluoromethanesulfonate, and aroyl chlorides, have been converted into nitro products in the presence of this designed and synthesized system. The described method provides an advantageous and convenient strategy for the chemotherapeutic and co-selective ipso-nitration reaction. Unlike previously reported methods, nitric acid (HNO_3) was not used during the nitration reaction (Scheme 78).¹⁰⁰



Scheme 78 Selective nitration reaction using MIL-101(Cr)-N(PC)-PdCl₂/NaNO₂ as a new nitrating agent.





Scheme 79 Plausible mechanism underlying the preparation of selective nitro compounds using MIL-101(Cr)–N(PC)–PdCl₂/NaNO₂.

An acceptable catalytic cycle is proposed as a targeted mechanism for the internal nitration reaction. In the first step, Pd(0) is prepared from a palladium precursor and reacted with Ar-X to form intermediate (I) *via* oxidative addition, followed by an X-nitrite exchange reaction to provide intermediate (II). In the next step, the reductive elimination of intermediate (II) yields the desired products (Scheme 79).

5. Photoinduced ipso-nitration

Photocatalytic systems have attracted much attention in recent years. Such systems are important because they are environmentally friendly and use light sources such as sunlight, thus reducing energy consumption. The reaction

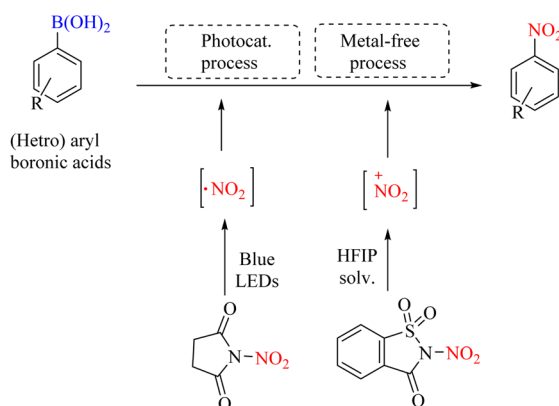
proceeds *via* a radical mechanism in photocatalytic systems by creating an electron–hole system. Photoinduced radical reactions are a new mechanism that allows us to explain the formation of organic products through photocatalytic systems.^{101,102}

In 2020, photocatalytic and metal-free protocols were used to access various nitroaromatic and heteroaromatic compounds *via* internal ipso-nitration of boronic acid derivatives. In this method, non-metallic, stable and recyclable nitrating reagents were developed. The proposed methodologies are simple, gentle, and regionally selective in operation, compatible with various functional groups, and provide the desired products with high efficiency (Scheme 80).¹⁰³ The reaction mechanism is shown in Scheme 81.

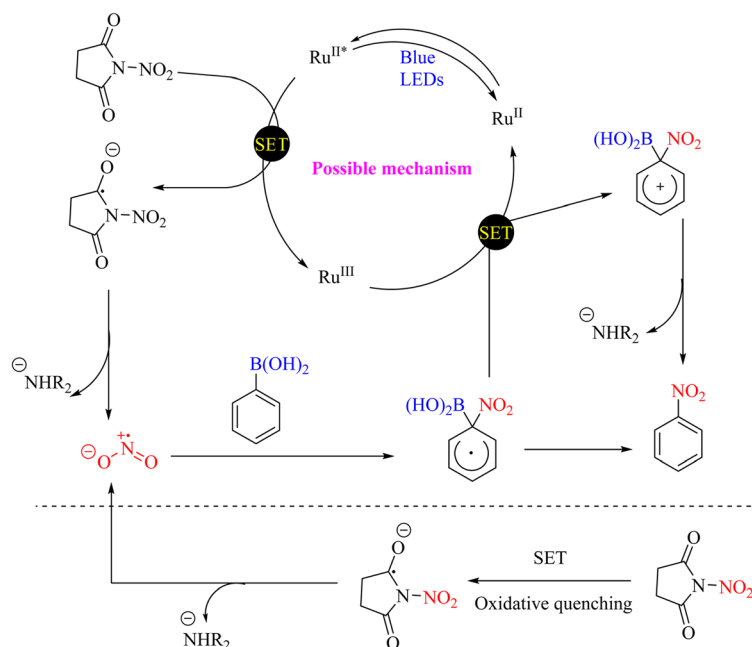
In 2025, a practical method for realizing the internal nitration of boronic acids, their corresponding pinacol esters, and trifluoroborate salts with the alkali metal salt NaNO₃ as a nitrating reagent using a photocatalytic method with an Fe(III)/Fe(IV) catalytic cycle was reported (Scheme 82).¹⁰⁴

In another recent report, a facile and generally applicable procedure for the nitration of boronic ipso esters by Fe(NO₃)₃·9H₂O in hexafluoroisopropanol (HFIP) was reported. Nitroarene products were obtained under better and faster conditions than those obtained using the electrophilic C–H nitration method. This new protocol has shown that organoboron reagents with less reactivity and greater stability can be used to produce a wide range of these compounds (Scheme 83).¹⁰⁵

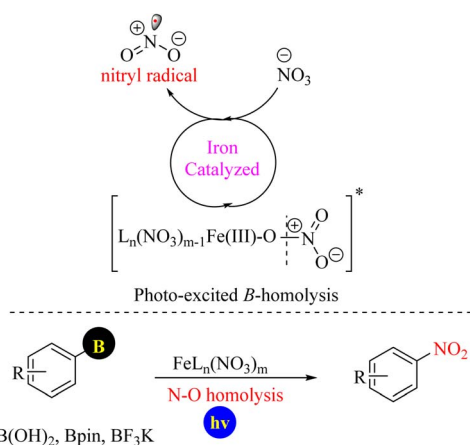
Ipso-nitration of various aryl halides in the presence of iron catalysis with KNO₂ has been established under photocatalytic conditions, where aryl iodides, bromides, and some aryl chlorides have been converted to their nitro products. In this report, it is pointed out that the iron complex at the site formed by FeSO₄, KNO₂, and 1,10-phenanthroline acts as a photocatalyst,



Scheme 80 Photocatalytic protocols for accessing the ipso-nitration of boronic acid derivatives.

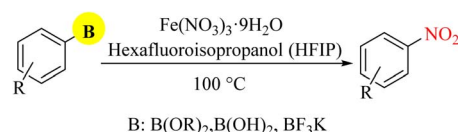


Scheme 81 Possible mechanism underlying the photocatalytic and metal-free protocols for accessing the ipso-nitration of boronic acid derivatives.



Scheme 82 Photocatalytic protocols for accessing the ipso-nitration of boronic acid derivatives using Fe(III)/Fe(IV) catalytic cycle.

and the reaction undergoes a light-induced single-electron transfer (SET). The reaction conditions and progression run are exemplary of light-induced iron-catalyzed Ullmann-type

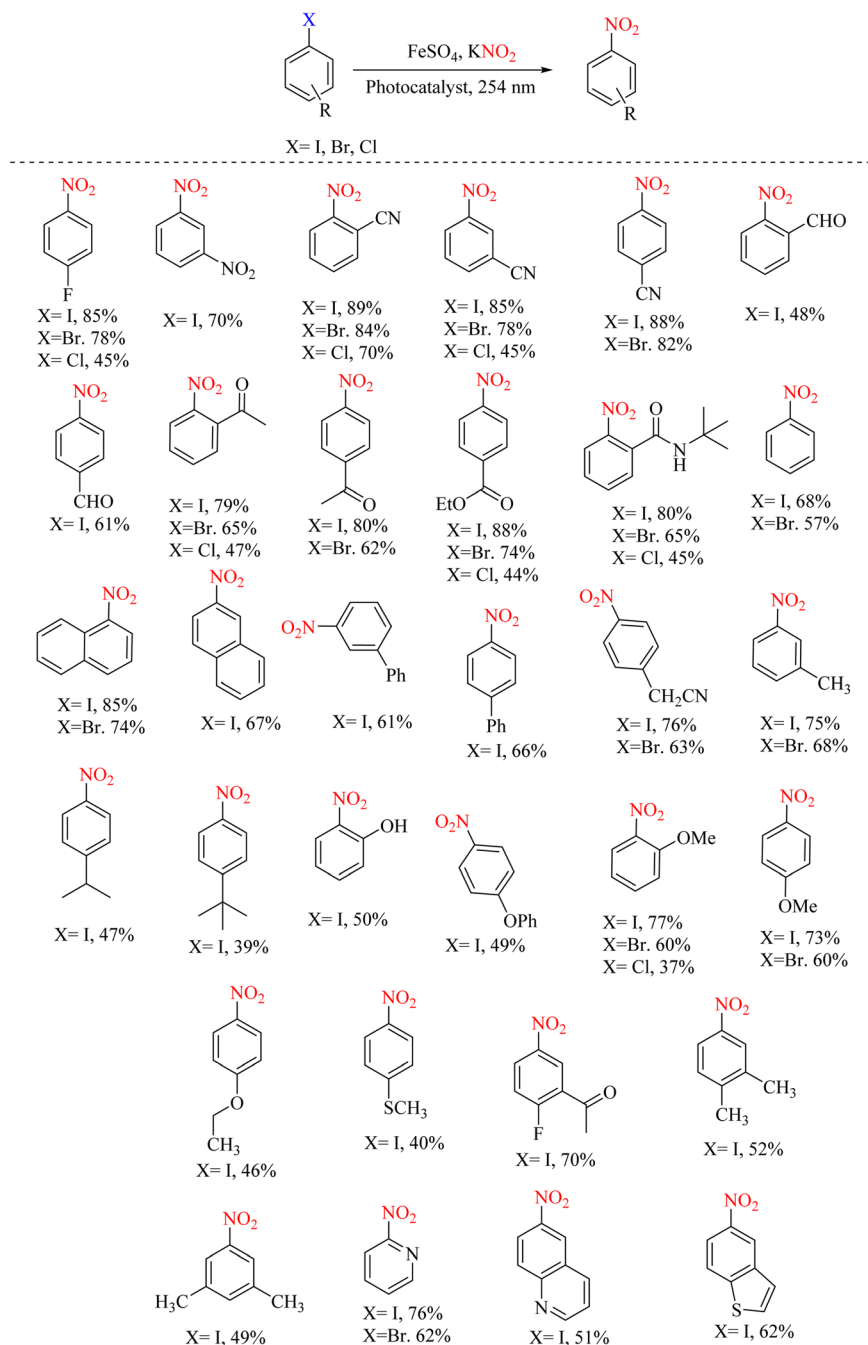


Scheme 83 Ipso-nitration of boronic esters enabled by Fe(NO₃)₃·9H₂O in HFIP.

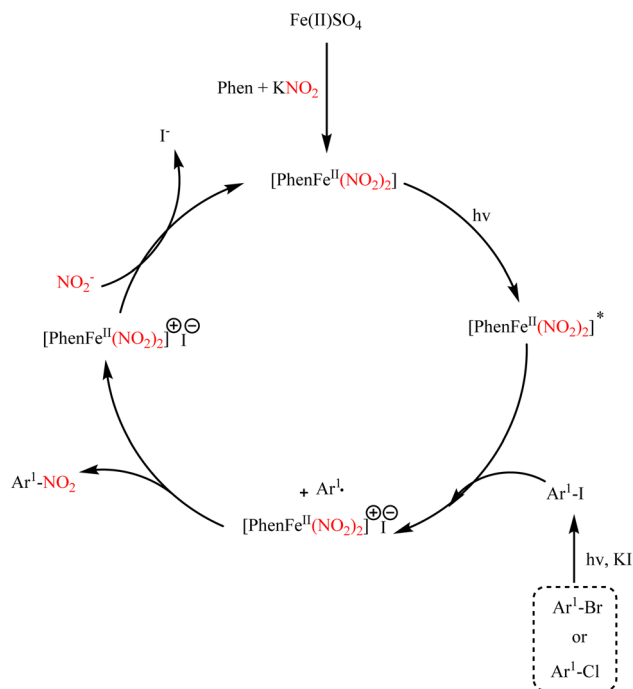
couplings (Scheme 84).¹⁰⁶ The reaction mechanism is shown in Scheme 85.

As mentioned above, different systems are available for performing the ipso-nitration of halogen compounds. One of the best-known systems is photocatalytic systems, for which several examples have been presented. Another report used an Ag/g-C₃N₄ photocatalytic system to perform this process. The source of the nitro group in this report was sodium nitrite. In this case, the compounds of bromophenol are involved in the ipso-nitration reaction. The presence of g-C₃N₄ increased the electron transfer and product yield (Scheme 86).¹⁰⁷

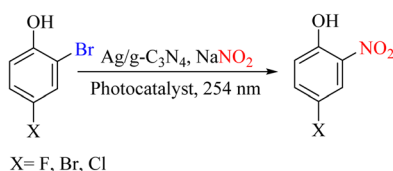




Scheme 84 Ipso nitration of various aryl halides in the presence of iron catalysis.



Scheme 85 Proposed mechanism underlying the ipso nitration of various aryl halides in the presence of iron catalysis.



Scheme 86 Ipso nitration of bromophenols in a photocatalytic system.

6. Ipso-nitration of aldehydes [ipso-CHO] and ketones [ipso-COMe]

Aldehyde and ketone groups form a large and important group of organic compounds. This group of factors is present in the structures of many organic and medicinal compounds. Many activities of organic compounds are influenced by aldehydes and ketones. Aldehydes and ketones typically play the role of electrophiles in their structures because of their carbonyl groups, which react with nucleophiles. These



Scheme 87 General methods for the ipso-nitration of CHO and COMe as leaving groups.

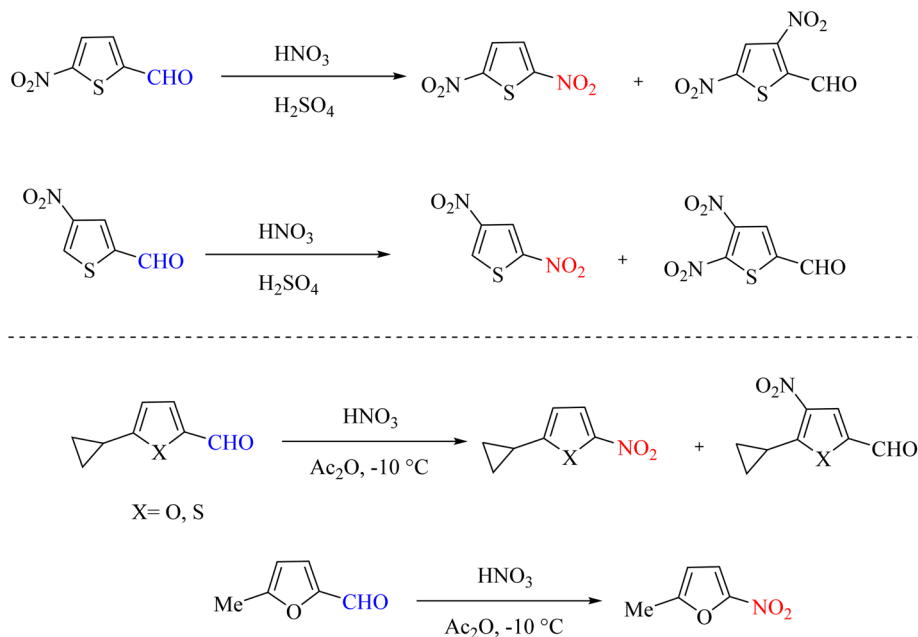
compounds can perform ipso-substitution reactions well. One of these reactions is the ipso-nitration substitution reaction, in which the aldehyde and ketone groups are removed from the compound structure and replaced by a nitro group. This activity shows that this compound can be a very good group leaving. This property of aldehydes and ketones can be exploited to prepare many nitro compounds using this method. Examples of the internal nitration of aldehyde and ketone groups are provided in the articles. This report highlights the most important internal nitration methods, such as aldehyde and ketone removal. Reports have indicated that the ipso-nitration reaction on aldehyde and ketone often occurs through a cationic mechanism in the presence of nitric acid (Scheme 87).

In 1974 and 1980, various research groups designed electrophilic reactions to perform ipso-substitution reactions using heterocyclic aldehydes such as thiophene aldehydes. They used nitric acid and sulfuric acid or acetic anhydride as nitro sources. The mechanism of this reaction shows that by adding nitric acid to the raw materials, the aldehyde group is removed from the system, and the nitro group is added to the system through a cationic reaction, which is the same as the ipso-nitration reaction (Scheme 88).^{108,109}

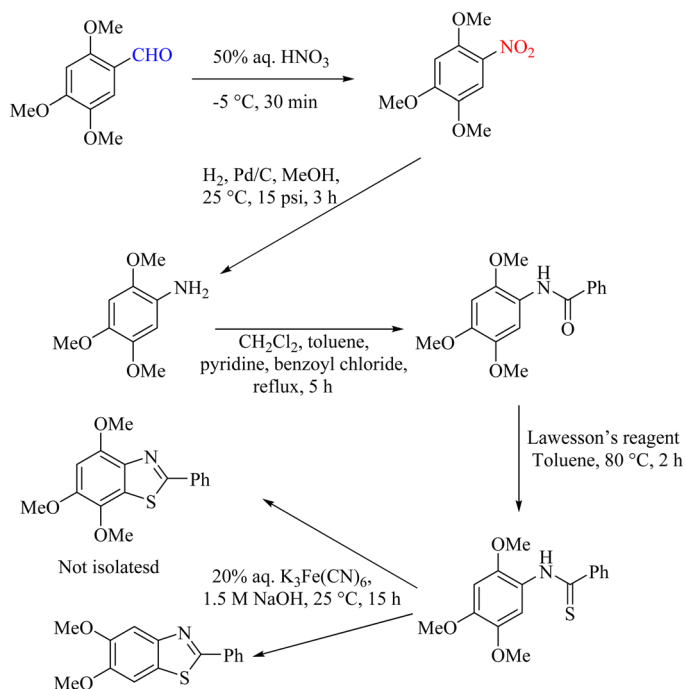
Another report investigated the synthesis of benzothiazole *via* the internal replacement of *ortho*-methoxy thiobenzamide. In one of the synthesis steps of these compounds, nitric acid was used for the ipso-nitration reaction on the aldehydes. This underscores the importance of such reactions for switching agent groups to reach the target molecules. This result also shows that CHO groups can be good leaving groups (Scheme 89).¹¹⁰

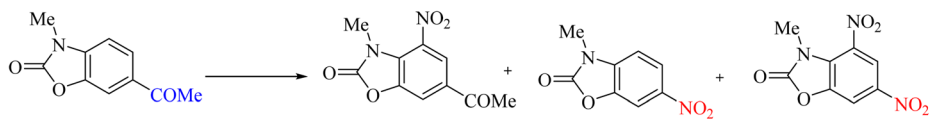
In independent studies, an electrophilic reaction involving acetophenones has been reported. These reports indicate that the addition of nitric acid, along with sulfuric acid, among others, generates nitro-cations. This subsequently reacts with the carbonyl ketone group, leading to the elimination of the ketone group. Such reactions present a novel approach to replacing ipso-nitration (Schemes 90 and 91).¹¹¹





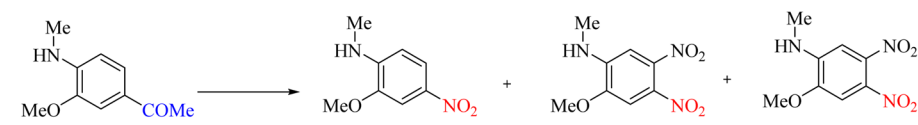
Scheme 88 Ipsso-nitration reaction in aldehyde-containing heterocycles.

Scheme 89 Synthesis of benzothiazoles via ipso substitution of *ortho*-methoxy thiobenzamides.



A ^b	0	76	0
B ^c	16	50	0
C ^d	0	0	48
D ^e	0	0	0
E ^f	14	50	0

a) Pure isolated products; b) 68% HNO₃, 0 °C, 3 h, c) 68% HNO₃, 8 eq, (CH₃CO)₂O, 0 °C, 3 h, d) 68% HNO₃, 8 eq, H₂SO₄, CF₃COOH, 0 °C, 1 h, e) Fuming HNO₃, SnCl₄, CH₂Cl₂, 25 °C, 3 h, f) Claycop (Aldrich, 26/30 nitrate/clay), 1 eq, (CH₃CO)₂O, CH₂Cl₂, room temperature, 16 h.

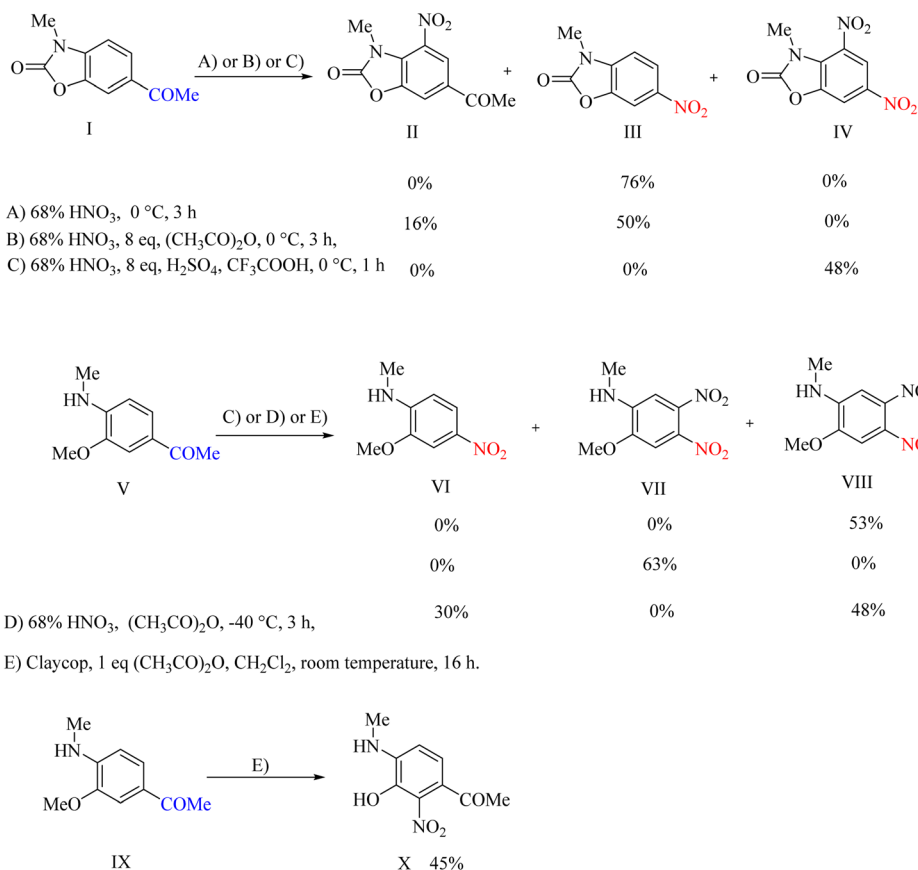


A	0	0	32
B ^b	0	63	0
C	0	0	53
D	5	0	33
E	30	0	0

a) Footnotes as in Table 1 except for method B; b) 68% HNO₃, 8 eq, (CH₃CO)₂O, 40 °C, 3 h.

Scheme 90 Electrophilic nitration of electron-rich acetophenones.





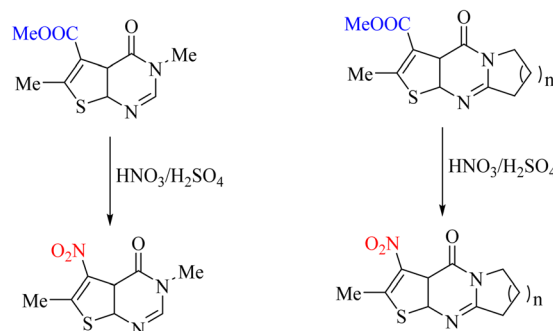
Scheme 91 Electrophilic nitration of electron-rich acetophenones.

7. Ipsso-nitration of esters [ipso-CO₂Me]

An ester is a chemical compound derived from a carboxylic acid in which an alkoxy (RO) group replaces a hydroxyl (OH) group. They are important in biology because they are one of the major classes of lipids and comprise the bulk of animal fats and vegetable oils. Esters generally possess a pleasant aroma; those with low molecular weights are frequently employed as fragrances and are present in essential oils and pheromones. This group of factors is present in the structures of many organic and medicinal compounds. Esters commonly act as electrophiles in their structure owing to their carbonyl groups and readily react with nucleophiles. They exhibit a propensity to

perform ipso substitution reactions effectively. One such reaction is the ipso-nitration substitution reaction, in which the ester group is displaced from the compound structure and replaced by a nitro group. Reports suggest that the ipso-nitration reaction on esters often proceeds *via* a cationic mechanism in the presence of nitric acid (Scheme 92).

In the quantum chemical studies performed on pyrimidine, nitric acid was used to synthesize the compounds to perform the ipso-nitration reaction. During this reaction,

Scheme 92 General methods for the ipso-nitration of CO₂Me as a leaving group.

Scheme 93 Ipsso-nitration reaction of an ester as a leaving group.



nitro cations are produced by adding nitric acid and sulfuric acid, which replace the leaving group. The leaving group in these studies was ester. This suggests that ester groups can be converted to good leaving to perform the ipso reaction (Scheme 93).¹¹²

8. Ipso-nitration of [MR₃]

The importance of performing ipso reactions has been well demonstrated. To perform the ipso reaction, it is necessary to have a suitable leaving group in the composition structure. The alkyl groups on the structure do not have good leaving

power, so we need to convert them into good leaving compounds. The importance of Ge and Si in this case becomes more evident. Ge and Si were placed between the two elements to allow the alkyl groups to leave. Like carbonyl groups, the reaction mechanism proceeds through a cationic intermediate (Scheme 94).

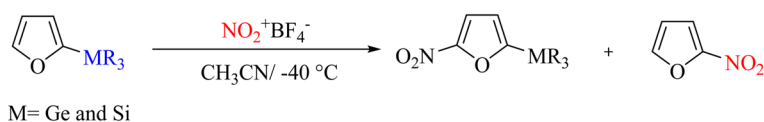
This survey was conducted in 1988. In this report, nitrate salt was subjected to special temperature conditions to perform the electrophilic substitution reaction of ipso-nitration on thiophene derivatives. Under these conditions, the ipso-nitration product is created as the main product (Scheme 95).¹¹³

This type of ipso-nitration reaction can also be conducted using nitric acid instead of nitrate salts. The importance of ipso-nitration has been demonstrated in this reaction, and the main products obtained from the replacement of the ipso reaction have been demonstrated (Scheme 96).¹¹⁴

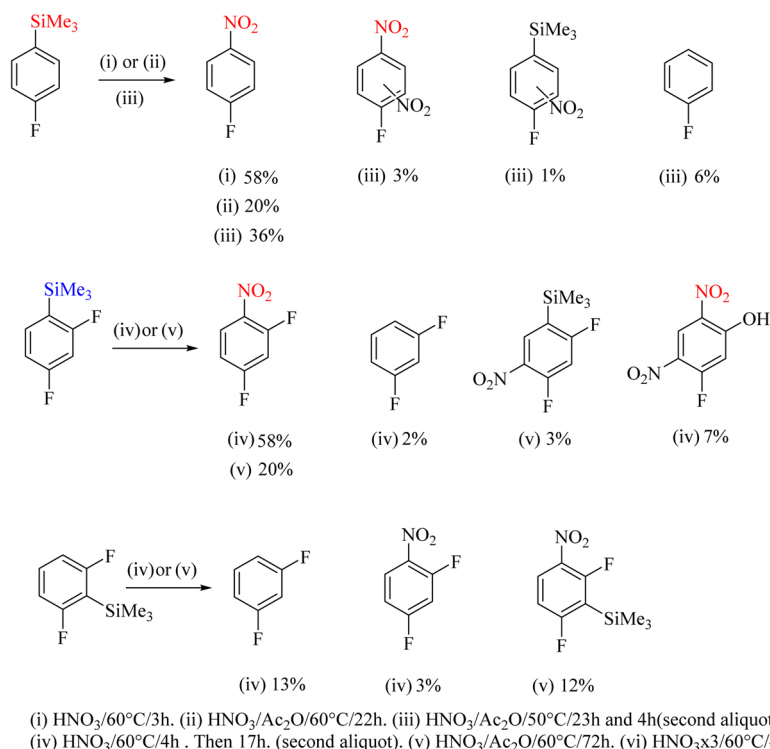
The development of nitroaromatic compounds is of great interest due to their importance for the synthesis of intermediates, preparation of pharmaceutical compounds, and



Scheme 94 General methods for the ipso-nitration of MR₃ as a leaving group.

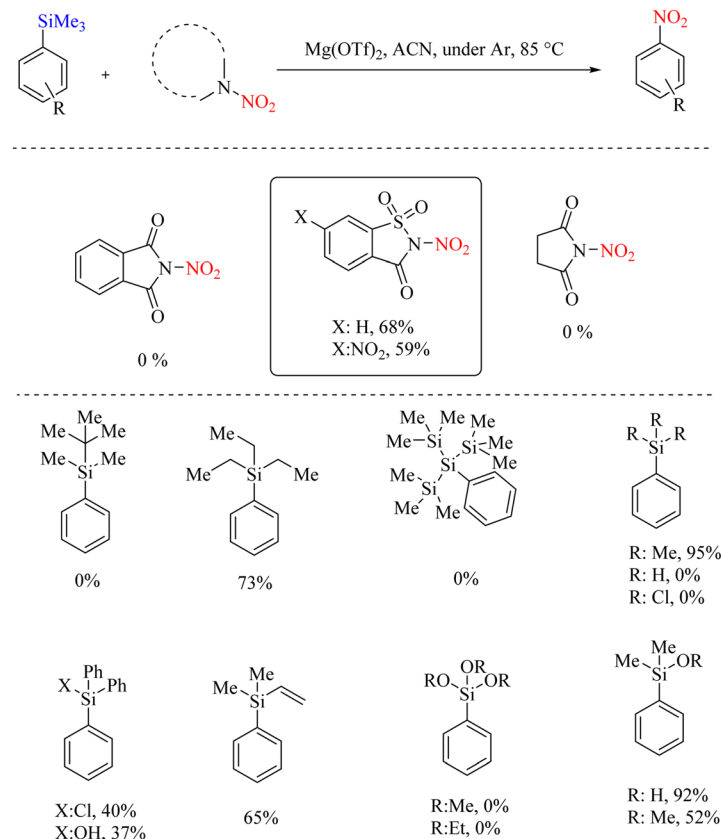


Scheme 95 Ipso-nitration of [MR₃] as a leaving group using nitrate salt.



Scheme 96 Ipso-nitration of [MR₃] as a leaving group using nitric acid.



Scheme 97 Catalytic ipso-nitration of organosilanes using an electrophilic *N*-nitrosaccharin reagent.

production of materials on laboratory and industrial scales. In 2023, Mosiagin and co-workers reported an efficient, mild, and catalytic ipsonitration of organotrimethylsilane compounds. In this report, *N*-nitrosaccharin reagents were used to play a key role. This method is orthogonal to other common functionalizations and allows for the programming of molecular complexity through sequential transformations or final-step nitration. In this report, it is demonstrated that the mechanism proceeds *via* classical aromatic electrophilic substitution with a suitable and orderly transition state. In this study, the claimed cases were experimentally and theoretically proven to demonstrate the importance of the proposed method. In this report, various arylsilanes, as well as various reagents, were used, the efficiency of which indicated that *N*-nitrosaccharin had better conditions for the reaction to progress (Scheme 97).¹¹⁵

9. Ipso-nitration of trifluoromethane sulfonate [ipso-OTf]

The hydroxy functional group is crucial to the structure of organic and medicinal compounds. Its presence is often challenging to eliminate due to resonance effects with aromatic

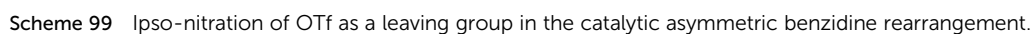


Scheme 98 General methods for the ipso-nitration of OTf as a leaving group.

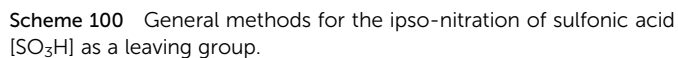
rings. Structural modifications are necessary to facilitate its removal. An effective approach involves the conversion of the hydroxy group to the trifluoromethane sulfonate group. Following this conversion, the resulting OTf group exhibits high stability and can be readily removed from the structure. This method creates suitable conditions for the ipso-nitration reaction, facilitating the production of nitro compounds. The anionic reaction mechanism can be carried out using nitrate salts (Scheme 98).

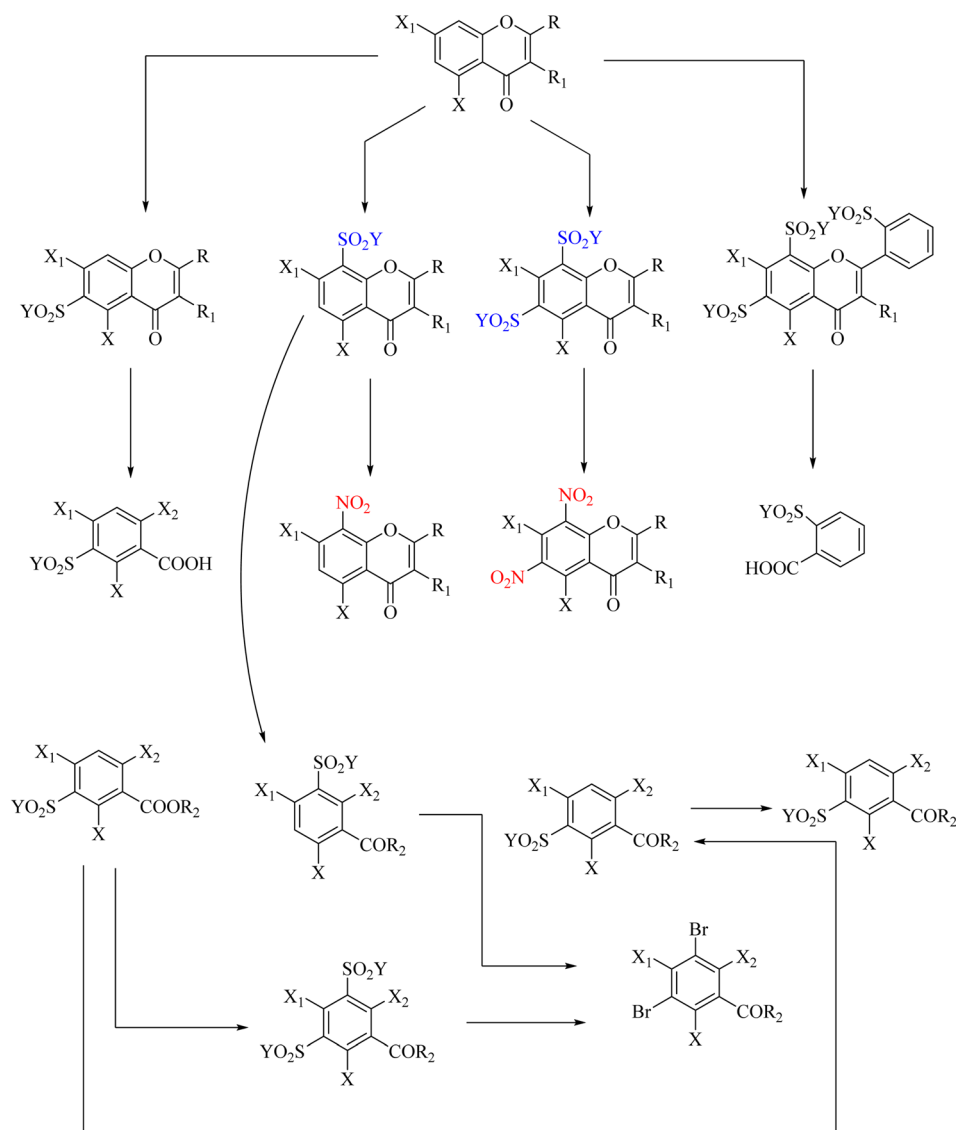
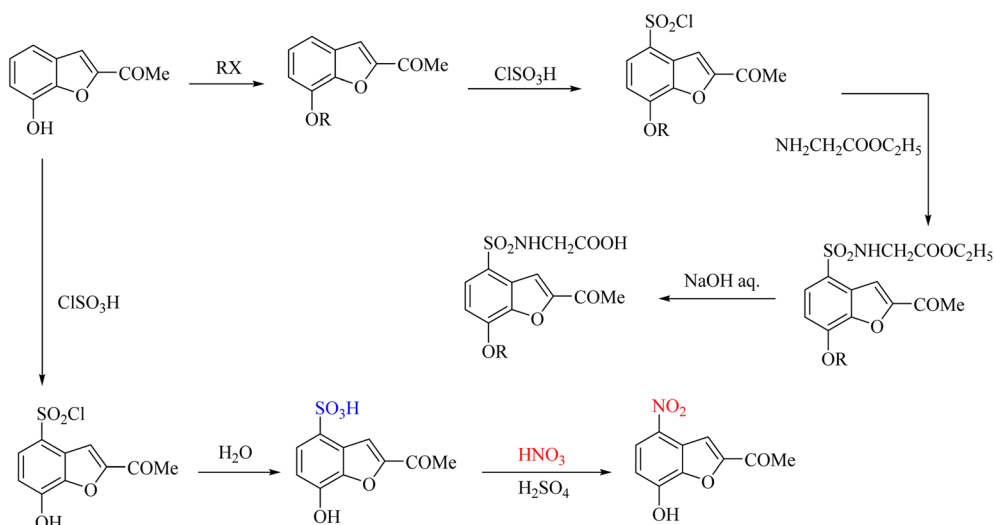
In a study conducted in 2013, researchers investigated the asymmetric catalytic benzidine rearrangement. In this method, the initial step involved converting the hydroxy groups to nitro groups to prepare the target compounds. Initially, the hydroxy group was converted to an OTf group to facilitate its removal. Subsequently, the ipso-nitration reaction was carried out using palladium metal and sodium nitrite salt (Scheme 99).¹¹⁶





Numerous studies have been conducted in this area. One such study focused on synthesizing various heterocyclic compounds using nitric acid and employing a cationic mechanism, and the SO₃H group was converted to a nitro group (Schemes 101–103).^{117–119}



Scheme 102 Ipsso-nitration of sulfonic acid [SO_3H] as a leaving group in the substitution reaction of benzopyrone.Scheme 103 Ipsso-nitration of sulfonic acid [SO_3H] as the leaving group in synthesis and aldose reductase-inhibitory activity of benzo[b]furan derivatives.

11. Ipsso-nitration of alkyl [Ipsso-R]

The substitution of the nitro group with different functional groups has been explored. In most ipso-nitration reactions, various metals are required to convert functional groups into suitable leaving groups. Alkyl groups in the structure typically have poor leaving ability, but under appropriate conditions, such as the presence of concentrated nitric acid, the ipso-nitration reaction can occur. In this reaction type, the alkyl group replaced the nitro cation (Scheme 104). This reaction can occur in the structures of normal molecules and macromolecules.

11.1. Macromolecule

In 1977, Zheng's research group synthesized several calix[4] crowns using potassium iodide and potassium carbonate salts in acetone and toluene solvents. They further performed the ipso-nitration reaction on these compounds using nitric acid and acetic acid in a dichloromethane solvent and replaced the nitro group with a *tert*-butyl group (Scheme 105).¹²⁰

The ipso-nitration of *p*-*tert*-butylcalix[4] arenes was reviewed in 1992. In this research, an ipso-nitration reaction was performed using concentrated nitric acid. Reactions are often reported in high yields (Scheme 106).¹²¹

In 1998, research was conducted on the nitration of *tert*-butylcalix[4] arene tetraethers and their subsequent hydrogenation (Scheme 107).¹²² In this reaction, the reaction with di- and tri-acid chlorides leads to different di- and tri-calix arenes. The ipso-nitration stage of this reaction was carried out in the presence of nitric acid and acetic acid in dichloromethane solvent at ambient temperature.

In a similar report, the synthesis and nitration of calix[41](aza) crowns was conducted in 2000 (Scheme 108).¹²³ In this reaction,

HNO₃ (65%) and AcOH perform the ipso-nitration reaction. During the nitration reaction, the nitro group replaced the alkyl group. Some products include two nitro groups, whereas others include only one nitro group. As a result, various products have been reported during this reaction, but the ipso-nitration products are well-formed.

The synthesis of *p*-*tert*-butylcalix[4] arene containing polymerizable groups was reported by Vocanson *et al.* During this reaction, a calixarene monomer with a methacryloyloxy group on the phenolic rim is copolymerized with methyl methacrylate, resulting in linear polymers with pendant calixarene groups in a conical composition. Subsequently, the chemical modification of these macrocycles through ipso-nitration is described. This report demonstrated that nitration can also be conducted on compounds containing polymer groups (Scheme 109).¹²⁴

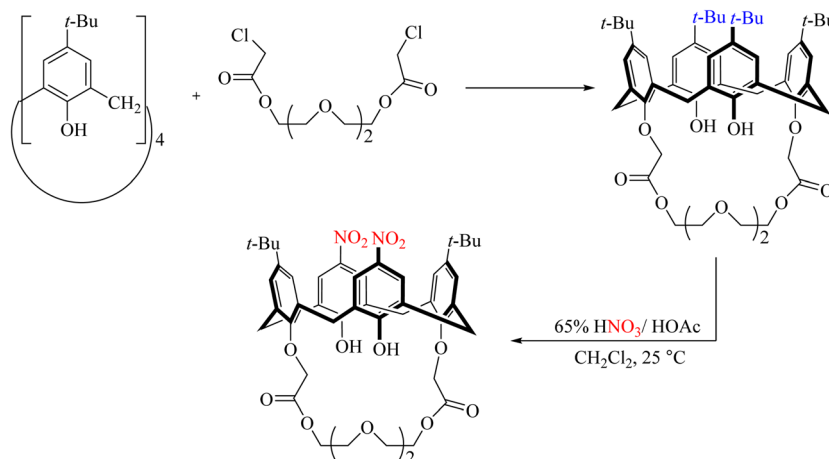
In another study on the continuation of ipso-nitration reactions in macromolecules, in 2004, a report was presented by Daniela *et al.* By performing the ipso-nitration reaction, they prepared the compounds for other reactions. Nitro compounds can be reduced, and by converting the nitro group to an amine, new structures can be synthesized to create many macromolecule compounds for various synthetic purposes (Schemes 110 and 111).¹²⁵

Jabin *et al.* prepared the first C_{3v} and D_{3h}-symmetrical triply bridged calix[6] azatubes in good yields from 1,3,5-tris-methylated calix⁶ arene *via* an efficient [1 + 1] macrocyclization reaction. They showed that such a reaction occurs during a hexa-ipso-nitration reaction that is alternately replaced at the wide rim in an alternate position by *tert*-butyl and nitro groups (Scheme 112).¹²⁶

In 2012, a new protection/deprotection method on calix[4] arene compounds was described. Introduction of nosyl (*p*-nitrobenzene sulfonyl) groups to the lower rim of the *tert*-butylcalix[4] arenes subsequently led to the selective nitration of the alkylated phenol rings, whereas the protecting groups could be easily removed in a subsequent step. The above substitution pattern is complementary to the isomers known so far in calix[4]

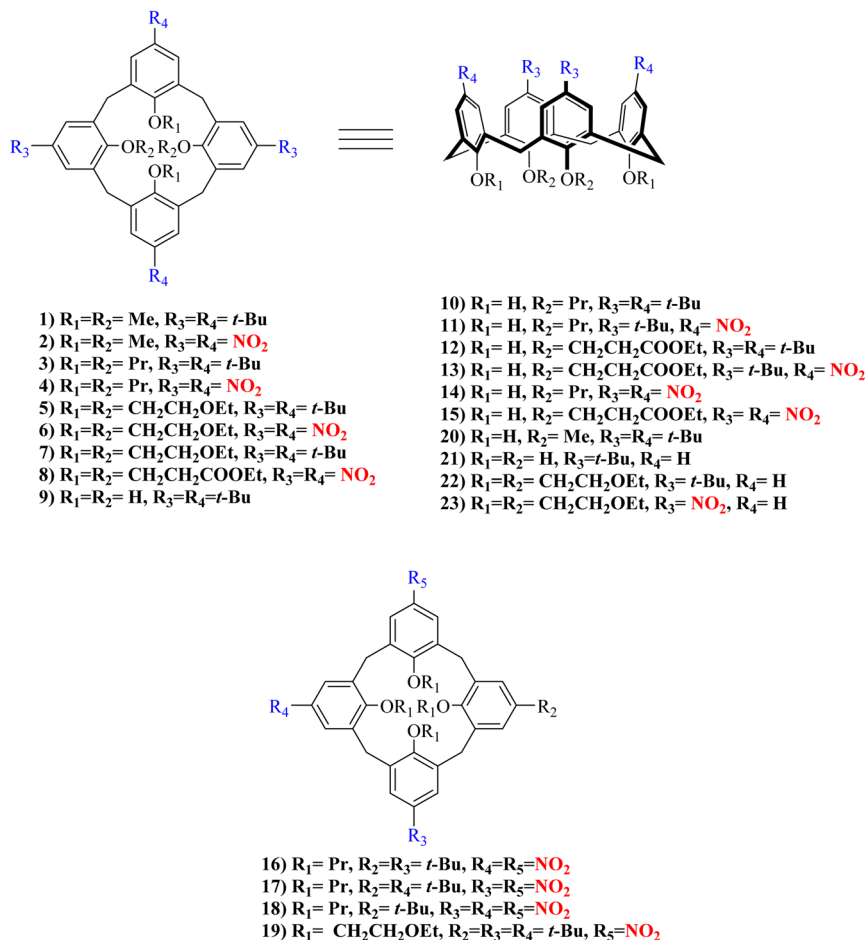
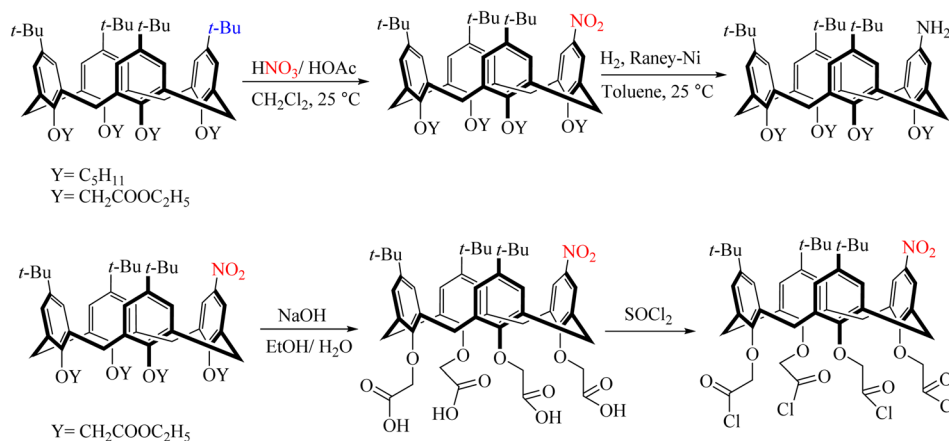


Scheme 104 General methods for the ipso-nitration of alkyl [R] as a leaving group.



Scheme 105 Ipsso-nitration of calix[4] crowns.



Scheme 106 Ipso-nitration of *p*-*tert*-butylcalix[4] arenes.Scheme 107 Ipso-nitration of *t*-butyl calix[4] arene.

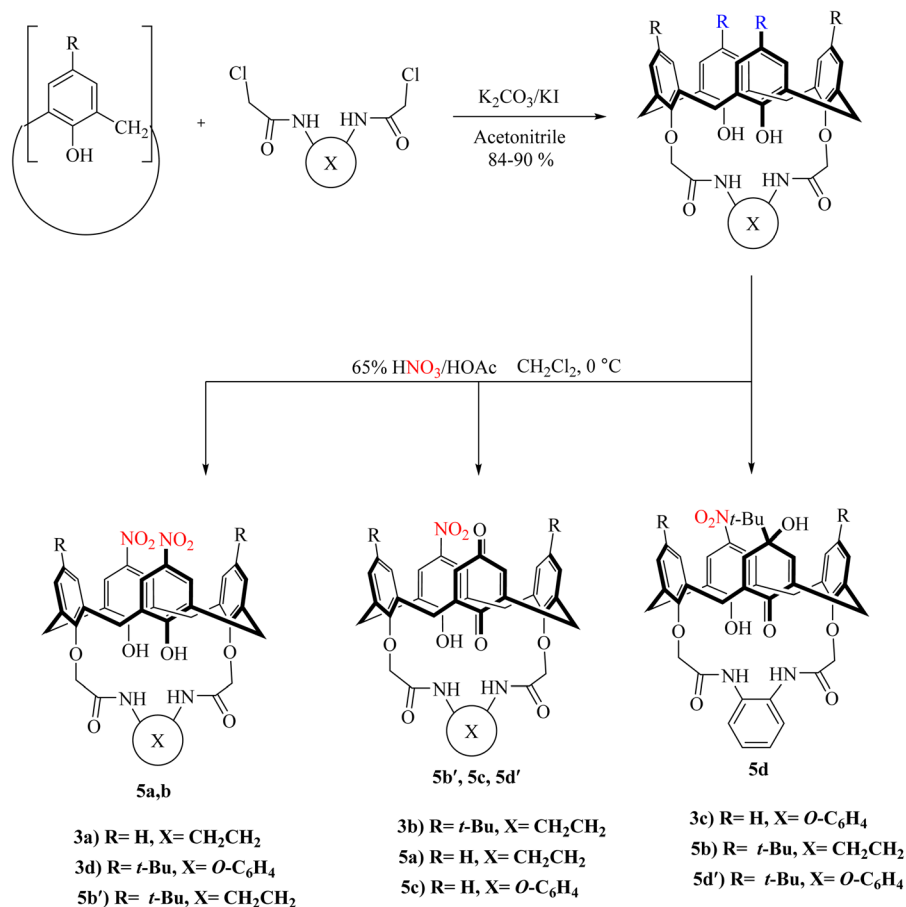
arene chemistry and can be used in the design of a new type of calixarene-based receptors (Scheme 113).¹²⁷

The ipso-nitration of molecular receptors based on calix⁶ arene compounds is an important route for developing more complex systems. This reaction was studied by Reinaud *et al.* for various capped calixarenes in 2012. They showed a general

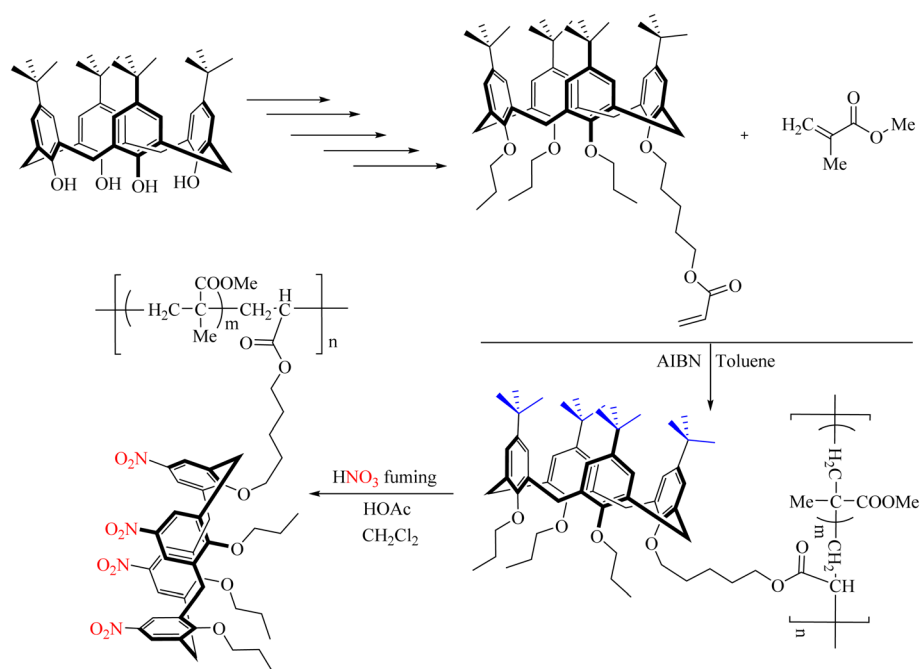
trend for regioselective nitration with medium to high efficiency. This selectivity was partially attributed to the electronic coupling between the protonated cap on the small rim and the reactive sites on the large rim (Scheme 114).¹²⁸

In recent reports, many ipso-nitration of macromolecular compounds has caused the conversion of some alkyl groups



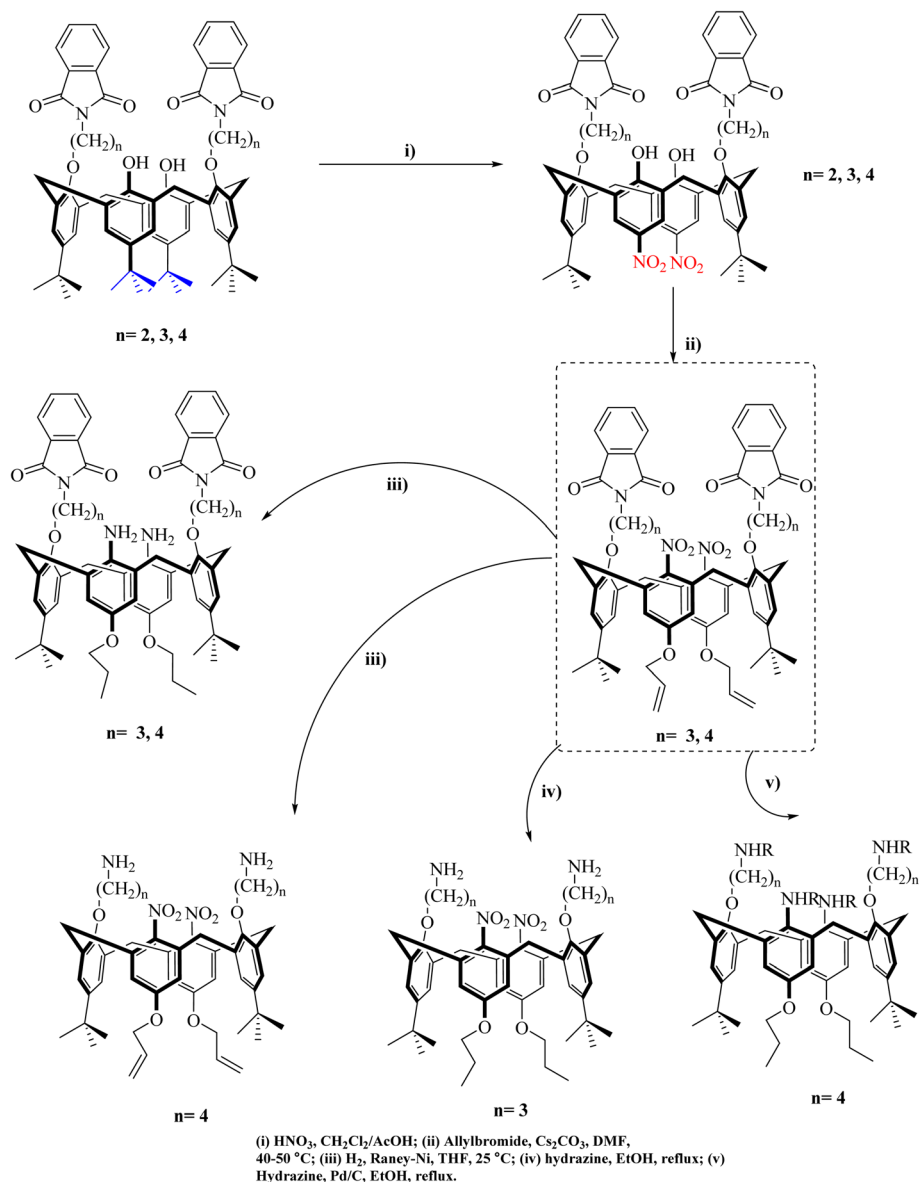


Scheme 108 Synthesis and nitration of calix[41](aza)crowns.



Scheme 109 Ipsso-nitration in new calixarene copolymer.





Scheme 110 Ipso-nitration of 1,3-alternate calix[4] arenes.

into nitro groups. In 2014, a report showed that the ipso-nitration reaction can be performed on all alkyl groups, and substituting nitro with six bulky *tert*-butyl groups greatly influences the behavior of the obtained structure (Scheme 115).¹²⁹

A similar reaction was reported in 2014 by Yamato *et al.*, who used nitric acid and acetic acid to perform an ipso-nitration reaction (Scheme 116).¹³⁰ All alkyl groups were removed from the structure in this reaction, and the nitro groups were replaced.

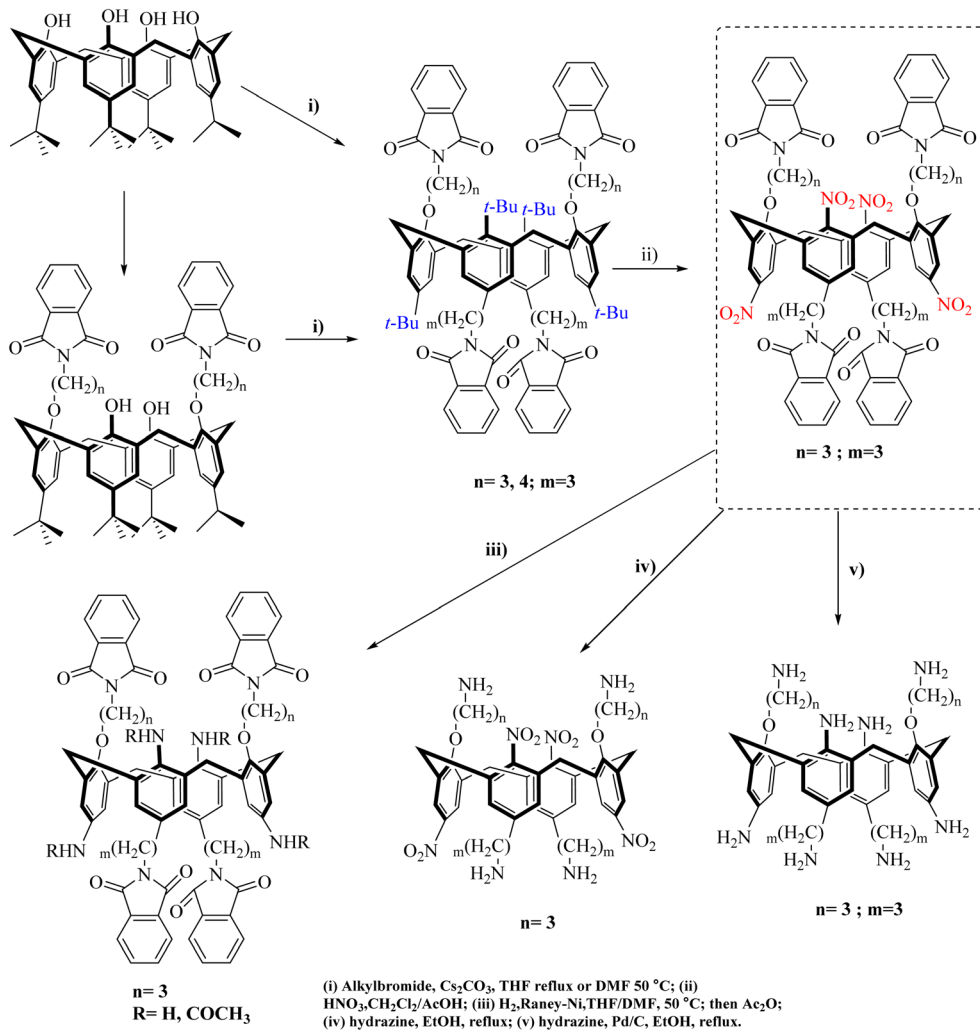
11.2. Alkyl as the leaving group

In 1977, Yamato's research group used various nitrating reagents to perform the ipso-nitration reaction on compounds 5,13-di-*tert*-butyl-8,16-dimethoxy[2.2]MCP. In this reaction, the *tert*-butyl group is removed from the structure using nitro

cations, and in fact, the *tert*-butyl group becomes a good leaving group (Scheme 117).¹³¹

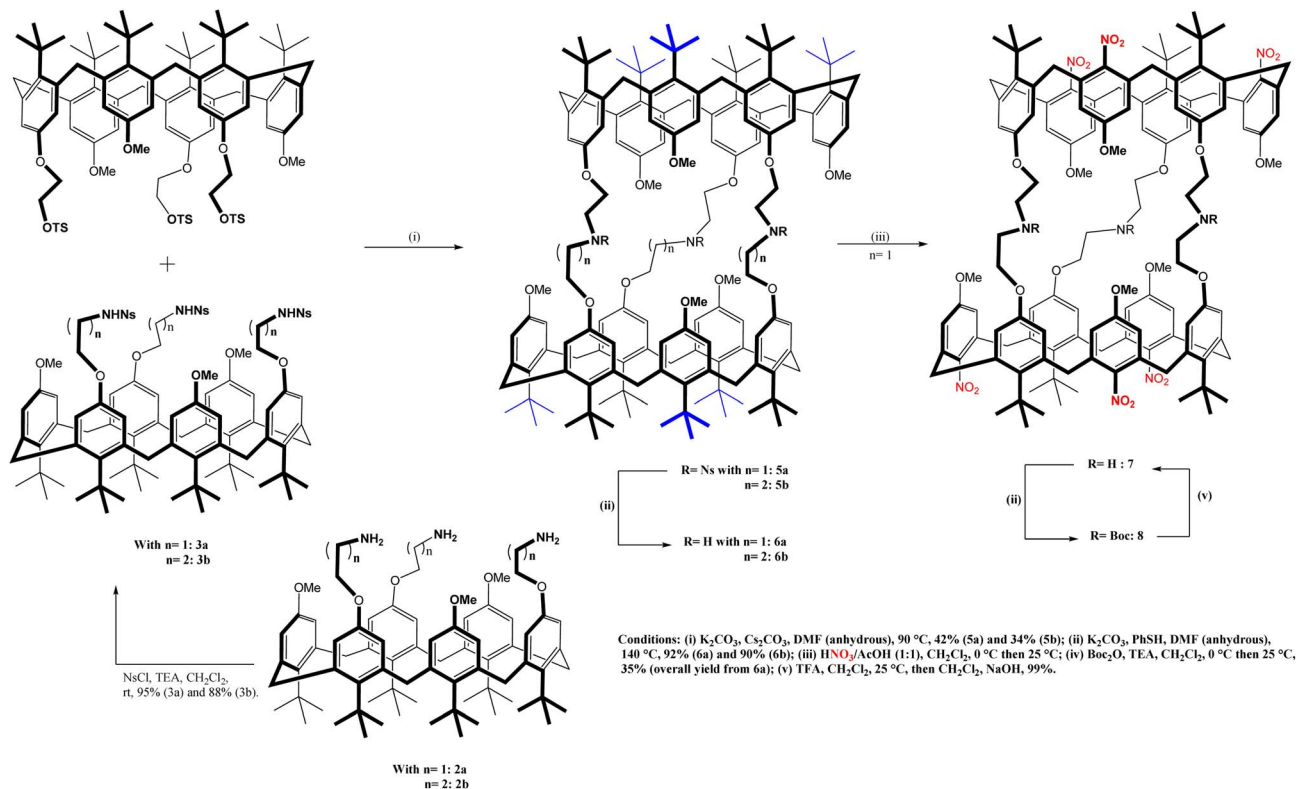
Nitrodealkylation, which is the electrophilic replacement of an alkyl group in an aromatic ring with a nitro group, is often associated with the nitration of para- and *ortho*-dialkylbenzenes. This process is usually a side reaction. Nitration reactions often occur in dialkylbenzenes containing isopropyl or *tert*-butyl groups. In 2000, research was conducted on replacing the nitro group with cyclopropylmethyl in para-substituted benzylcyclopropanes, in which the nitro group was replaced with a nitric acid reagent in acetic anhydride at $-50\text{ }^\circ\text{C}$ (Scheme 118).¹³²

Compounds [3.3] and [3.3.3] metacyclophanes are a structure in which various *tert*-butyl groups are present. In ipso-nitration, which is performed on this structure, it is often

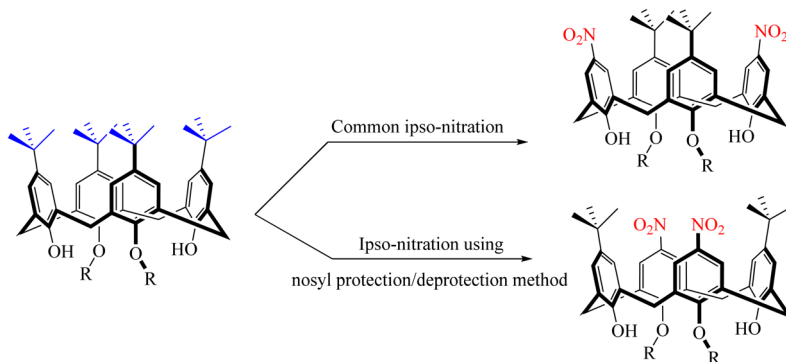


Scheme 111 Ipsso-nitration of 1,3-alternate calix[4] arenes.

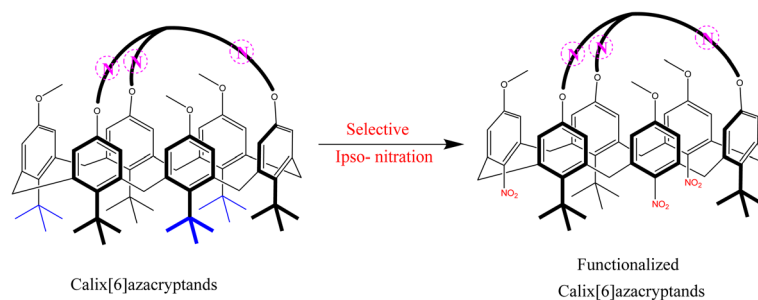




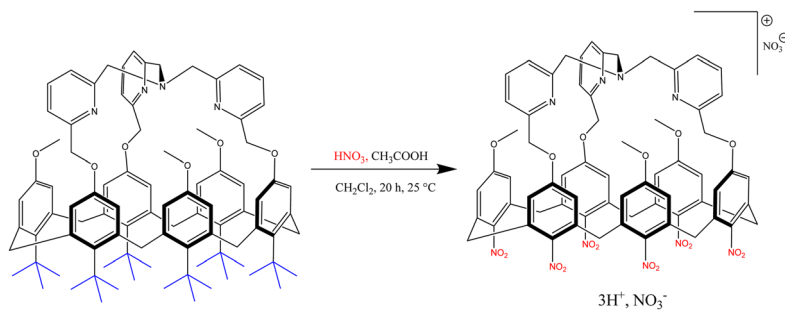
Scheme 112 Synthesis and conformational study of the first triply bridged calix[6] azatubes.



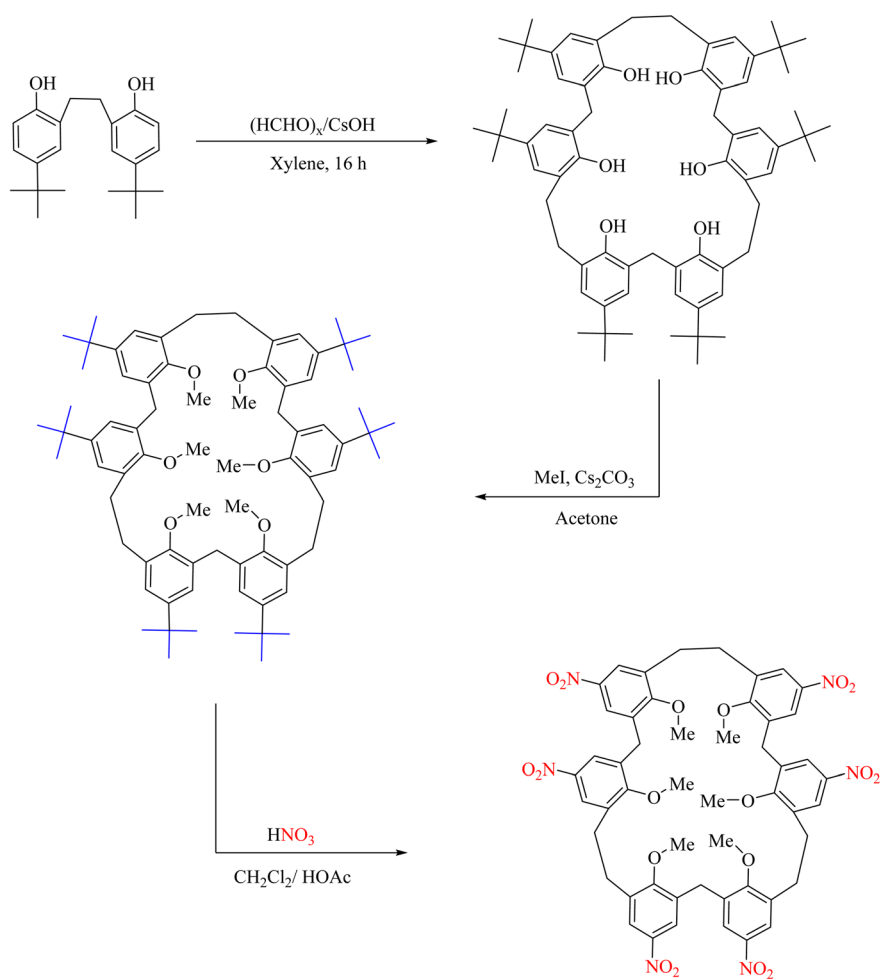
Scheme 113 Regioselective ipso-nitration of calix[4] arenes.



Scheme 114 Ipso-nitration of molecular receptors based on calix[6] arene compounds.

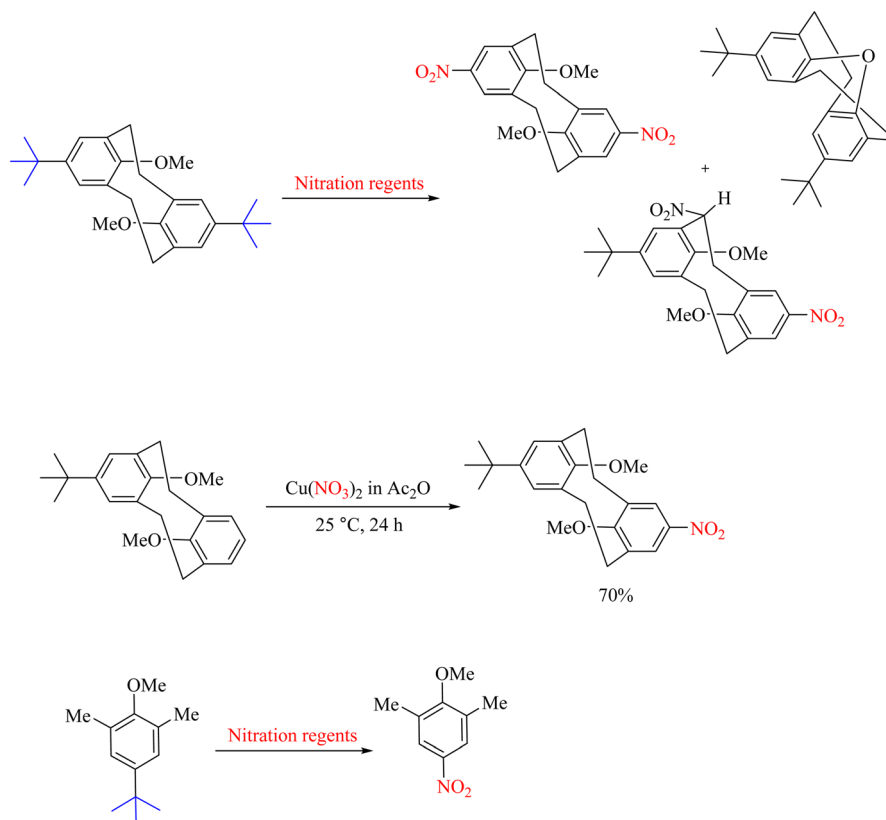
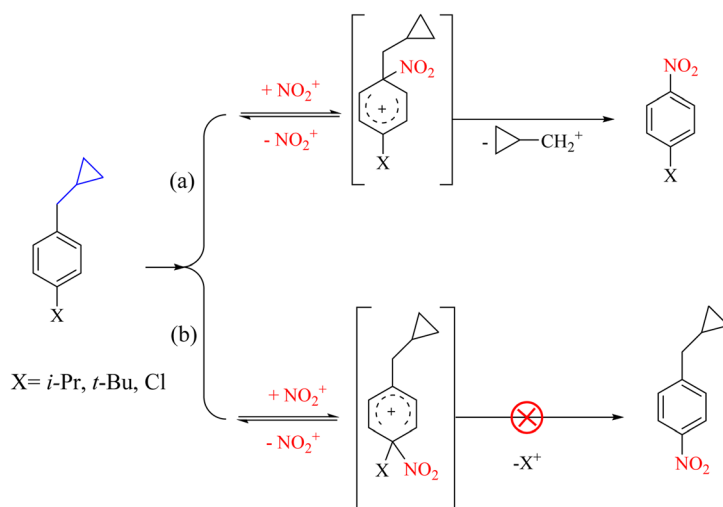


Scheme 115 A mechanical pivoting process of aromatic walls in the host-guest chemistry of calix[6] arene aza-cryptands.



Scheme 116 Ipso-nitration of hexamethoxy[(2.1)₃]metacyclophane.



Scheme 117 Ipsso-nitration of 5,13-di-*tert*-butyl-8,16-dimethoxy[2.2]MCP.

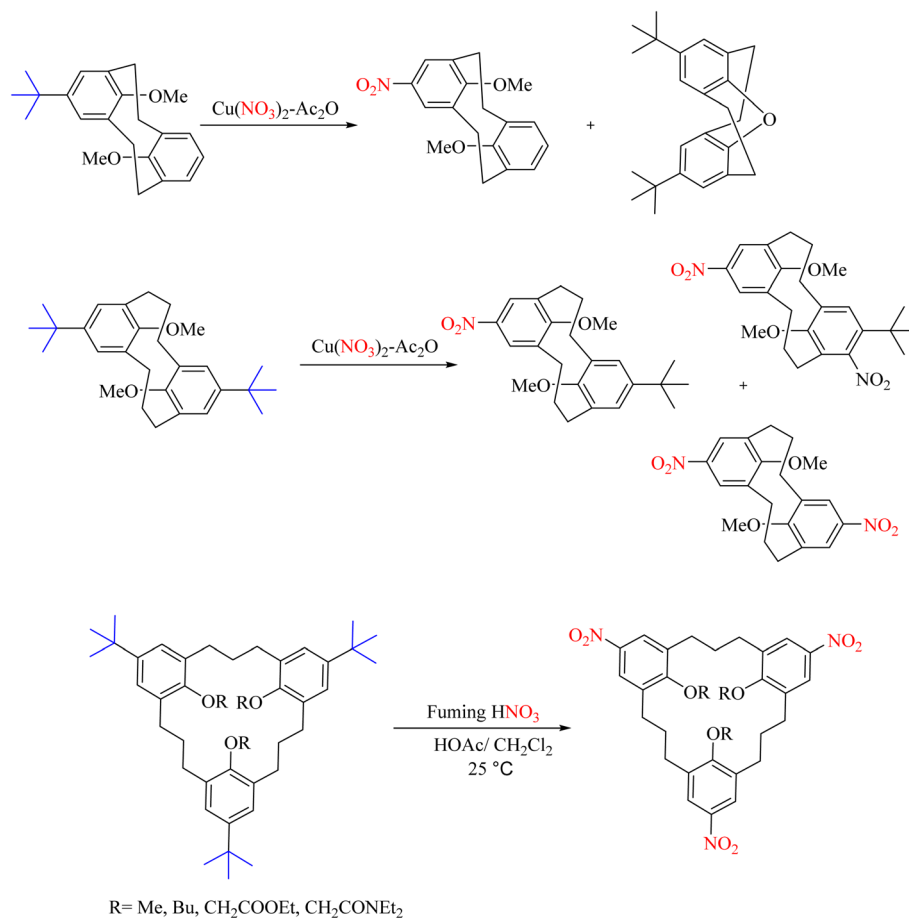
Scheme 118 Uncommonly easy nitrodealkylation during the nitration of para-substituted benzylcyclopropanes.

possible to replace *tert*-butyl groups with nitro groups using different nitrating reagents. The number of these substitutions can be controlled by selecting an appropriate reagent (Scheme 119).¹³³

The electrophilic reactions of *tert*-butylcalix⁶ arene were studied in 2003. In this study, it was demonstrated that ipso-nitration occurs selectively in calixarene anisole units. The

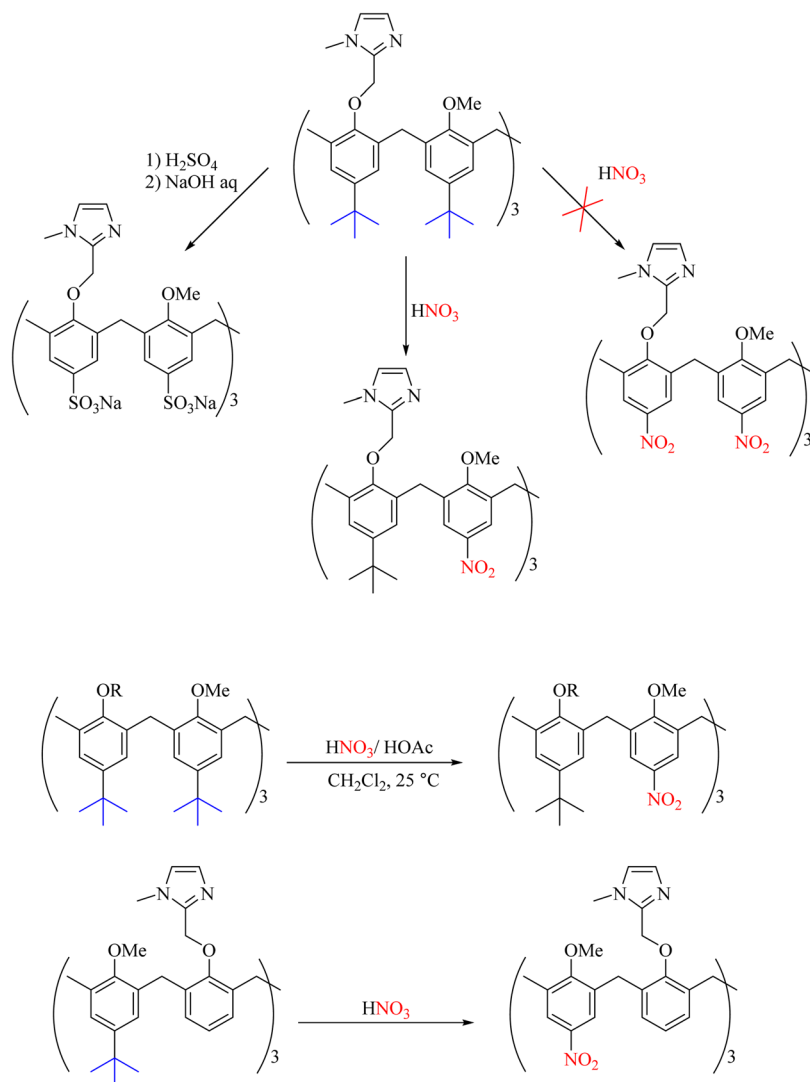
process selectivity is related to the presence of protonable sites. The corresponding protonated heteroatom (N for amines, O for amides, and carboxylic acid) deactivates the corresponding aromatic ring by reducing electron density through intramolecular hydrogen bonding (Scheme 120).¹³⁴

The selective ipso-nitration of *tert*-butylthiacalix[4] arene-tetrasulfone to produce thiacalixarene derivatives bearing one

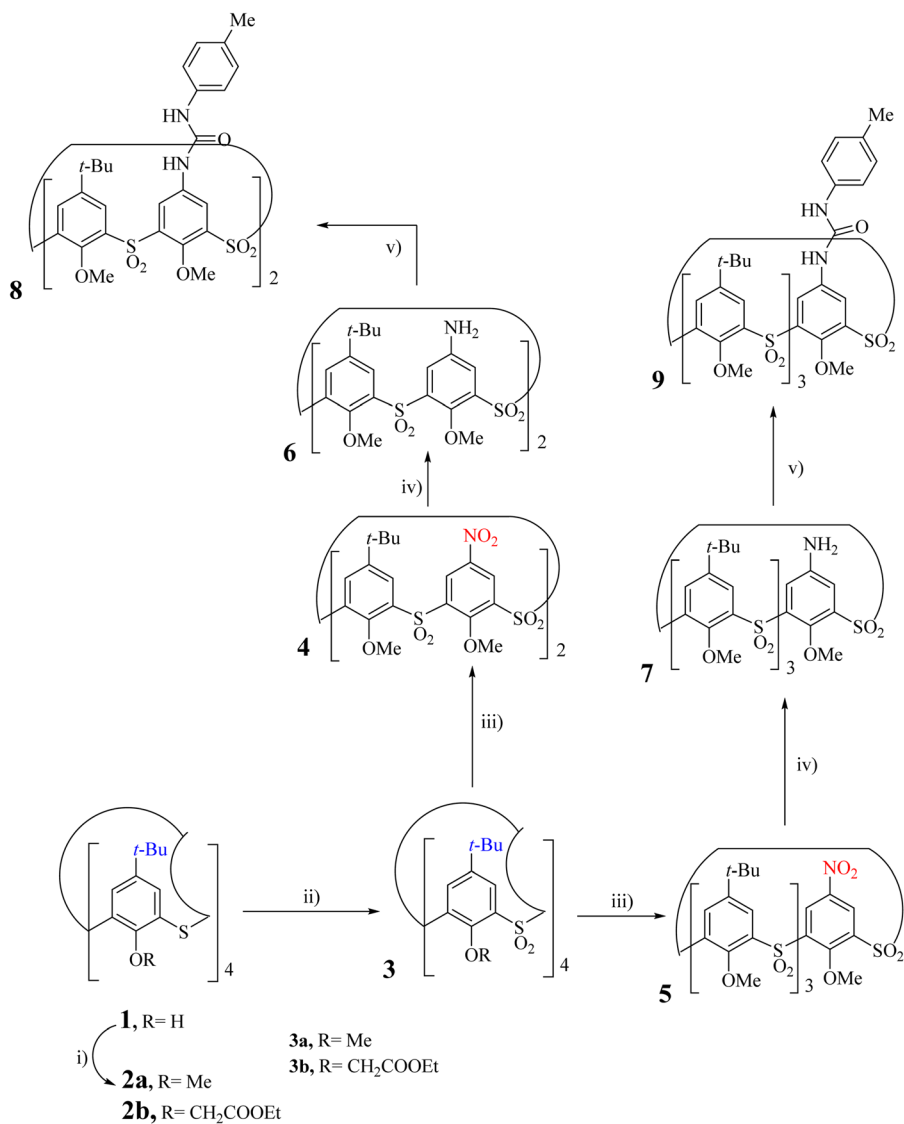


Scheme 119 Nitration of [3.3] and [3.3.3]metacyclophanes.



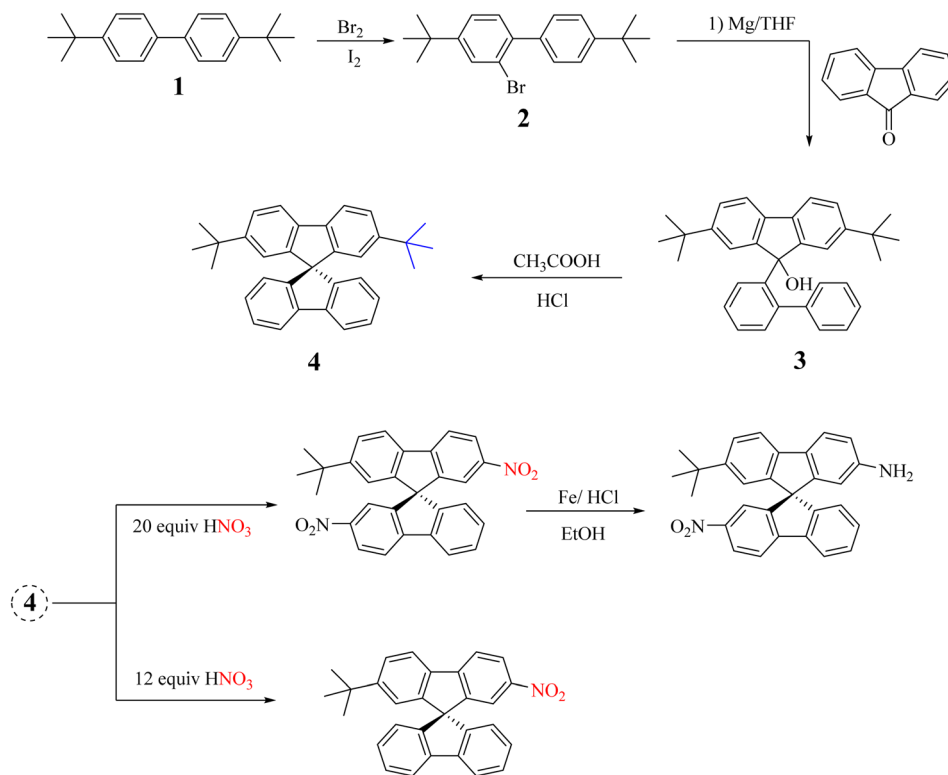


Scheme 120 Unprecedented selective ipso-nitration of calixarenes monitored by O-substituents.



Scheme 121 Ipso-nitration in anion receptors based on ureido-thiacalix[4] arenes.





Scheme 122 Ipsso-nitration in the synthesis of monomer 2,2-diamino-7-tert-butyl-9,9-spirobifluorene.

or two arylureido functions on the upper rim was reported in 2006. In this study, it was shown that the pre-organization of ureido units using thiacalix[4] arene moiety as a molecular scaffold led to new anion receptors with good complexation ability towards selective anions with different geometries (Scheme 121).¹³⁵

When preparing target compounds, accessing precursors from which the product can be derived in organic synthesis is often challenging. In such cases, substitution reactions play a crucial role. In a 2011 report, for synthesizing the monomer 2,2-diamino-7-tert-butyl-9,9-spirobifluorene, the ipso-nitration reaction was employed as one of the reaction stages. Subsequently, the target monomer was obtained by reducing the number of nitro groups. This highlights the significance of ipso-nitration in synthetic pathways (Scheme 122).¹³⁶

12. Conclusion

The ipso strategy for selective nitration is a well-established method for synthesizing valuable nitro aromatics and olefins with specific chemo- and regioselectivity. This approach uses a nitrating agent to replace a preferred group leaving within the molecule. Researchers have explored various new nitrating agents, including NaNO_2 , $\text{HNO}_3/\text{H}_2\text{SO}_4$, and nitrite salt, to enhance the nitration of organic compounds. To address these issues, innovative ipso-nitration protocols have been developed, such as the nitro demetallation of aryl boronic acids, nitro decarboxylation of aryl carboxylic acids, and transition-metal-catalyzed transformations involving aryl halides and

pseudohalides like $-\text{SO}_3\text{H}$, $-\text{OR}$, $-\text{R}$, $-\text{X}$, $-\text{CHO}$, $-\text{COMe}$, $-\text{CO}_2\text{Me}$, $-\text{MR}_3$ and $-\text{BF}_3\text{K}$. In addition, direct nitration of aromatic C-H bonds using transition-metal catalysts offers a promising alternative to traditional nitration methods. If the reagent used is not efficient and does not effectively perform the desired reaction, or if the leaving group is difficult to remove from the structure, undesirable reactions may occur and internal nitration may be hindered. Given the importance of nitro compounds due to their corresponding energetic properties, safety precautions are essential during their synthesis and handling. Currently, with the use of safer nitrate reagents, this has become increasingly important, and various methods for synthesizing these compounds have been developed. Furthermore, in industries, efforts to industrialize these compounds have intensified because of the growing emphasis on environmental protection and energy consumption as well as the need for safe and mild reagents.

Data availability

Data are available upon request from the authors.

Author contributions

H. S. and M. Z: investigation and writing of the original draft. M. A. Z.: supervision, resources, project administration, funding acquisition, conceptualization, and writing – review. S. M. and F. T.: final sorting, rewriting and editing of the text.

Conflicts of interest

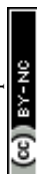
The authors declare no competing financial interests.

Acknowledgements

We thank the Bu-Ali Sina University and the University of Qom for providing financial support for this review.

References

- 1 R. Parry, S. Nishino and J. Spain, *Nat. Prod. Rep.*, 2011, **28**, 152–167.
- 2 R. Winkler and C. Hertweck, *ChemBioChem*, 2007, **8**, 973–977.
- 3 (a) H. Sepehrmansourie, M. Zarei, M. A. Zolfigol, A. Mehrzad and H. R. Hafizi-Atabak, *RSC Adv.*, 2021, **11**, 8367–8374; (b) J. P. Agrawal, *Organic Chemistry of Explosives*, John Wiley & Sons, vol. 302, 2007.
- 4 H. Ghaderi, M. A. Zolfigol, Y. Bayat, M. Zarei and E. Noroozizadeh, *Synlett*, 2016, **27**, 2246–2250.
- 5 M. A. Zolfigol, A. Khazaei, A. R. Moosavi-Zare, A. Zare, H. G. Kruger, Z. Asgari, V. Khakyzadeh and M. Kazem-Rostami, *J. Org. Chem.*, 2012, **77**, 3640–3645.
- 6 G. Yan, A. J. Borah and L. Wang, *Org. Biomol. Chem.*, 2014, **12**, 6049–6058.
- 7 C. E. Barnes and P. C. Myhre, *J. Am. Chem. Soc.*, 1978, **100**, 973–975.
- 8 P. Li and X. Jia, *Synthesis*, 2018, **50**, 711–722.
- 9 G. Yan and M. Yang, *Org. Biomol. Chem.*, 2013, **11**, 2554–2566.
- 10 S. Patra, I. Mosiagin, R. Giri and D. Katayev, *Synthesis*, 2022, **54**, 3432–3472.
- 11 J. I. Murray, M. V. Silva Elipse, K. D. Baucom, D. B. Brown, K. Quasdorf and S. Caille, *J. Org. Chem.*, 2021, **87**, 1977–1985.
- 12 D. M. Badgujar, M. B. Talawar and P. P. Mahulikar, *Propellants, Explos., Pyrotech.*, 2016, **41**, 24–34.
- 13 S. Salzbrunn, J. Simon, G. S. Prakash, N. A. Petasis and G. A. Olah, *Synlett*, 2000, **10**, 1485–1487.
- 14 K. Bozorov, J. Y. Zhao and H. A. Aisa, *ARKIVOC: The Free Internet Journal for Organic Chemistry*, 2017, **1**, 41–66.
- 15 (a) S. Agasti, S. Maiti, S. Maity, M. Anniyappan, M. B. Talawar and D. Maiti, *Polyhedron*, 2019, **172**, 120–124; (b) Z. Q. Wang, M. P. Guo, Y. J. Wen, X. L. Shen, M. Y. Lv and X. L. Zhou, *Lett. Org. Chem.*, 2018, **15**, 891–894.
- 16 A. Fischer, D. L. Fyles and G. N. Henderson, *J. Chem. Soc. Chem. Commun.*, 1980, **11**, 513–514.
- 17 (a) M. R. Amin, L. Dekker, D. B. Hibbert, J. H. Ridd and J. P. Sandall, *J. Chem. Soc. Chem. Commun.*, 1986, **9**, 658–659; (b) R. G. Clewley, A. Fischer and G. N. Henderson, *Can. J. Chem.*, 1989, **67**, 1472–1479.
- 18 (a) N. Chatterjee and A. Goswami, *Adv. Synth. Catal.*, 2017, **359**, 358–371; (b) Z. Q. Wang, M. P. Guo, Y. J. Wen, X. L. Shen, M. Y. Lv and X. L. Zhou, *Lett. Org. Chem.*, 2018, **15**, 891–894.
- 19 (a) C. E. Barnes and P. C. Myhre, *J. Am. Chem. Soc.*, 1978, **100**, 975–976; (b) J. T. Geppert, M. W. Johnson, P. C. Myhre and S. P. Woods, *J. Am. Chem. Soc.*, 1981, **103**, 2057–2062.
- 20 (a) F. Al-Omran, K. Fujiwara, J. C. Giffney, J. H. Ridd and S. R. Robinson, *J. Chem. Soc., Perkin Trans.*, 1981, **2**, 518–525; (b) S. Salzbrunn, J. Simon, G. S. Prakash, N. A. Petasis and G. A. Olah, *Synlett*, 2000, **10**, 1485–1487.
- 21 (a) C. E. Barnes, K. S. Feldman, M. W. Johnson, H. W. H. Lee and P. C. Myhre, *J. Org. Chem.*, 1979, **44**, 3925–3930; (b) P. Helsby and J. H. Ridd, *J. Chem. Soc., Perkin Trans.*, 1983, **2**, 311–315.
- 22 (a) W. Verboom, A. Durie, R. J. Egberink, Z. Asfari and D. N. Reinhoudt, *J. Org. Chem.*, 1992, **57**, 1313–1316; (b) A. M. Dimiev and Y. M. Kargin, *Russ. J. Gen. Chem.*, 1996, **66**, 1831–1836.
- 23 (a) P. Helsby and J. H. Ridd, *J. Chem. Soc. Chem. Commun.*, 1980, **19**, 926–927; (b) S. U. Paik and M. G. Jung, *Bull. Korean Chem. Soc.*, 2012, **33**, 689–691.
- 24 (a) A. H. Clemens, J. H. Ridd and J. P. Sandall, *J. Chem. Soc. Chem. Commun.*, 1983, **7**, 343–344; (b) A. Fischer, G. N. Henderson, T. A. Smyth, F. W. Einstein and R. E. Cobbleddick, *Can. J. Chem.*, 1981, **59**, 584–590.
- 25 (a) S. Salzbrunn, J. Simon, G. S. Prakash, N. A. Petasis and G. A. Olah, *Synlett*, 2000, **10**, 1485–1487; (b) S. Mochalov, M. Smirnova, V. Karpova and Y. S. Shabarov, *Chem. Informationsdienst*, 1985, **16**.
- 26 G. S. Bapat, A. Fischer, G. N. Henderson and S. Raymahasay, *J. Chem. Soc. Chem. Commun.*, 1983, **3**, 119–120.
- 27 (a) A. Zweig, K. R. Huffman and G. W. Nachtigall, *J. Org. Chem.*, 1977, **42**, 4049–4052; (b) T. Yamato, K. Maeda, H. Kamimura, K. Noda and M. Tashiro, *ChemInform*, 1995, **26**.
- 28 K. S. Feldman and P. C. Myhre, *J. Am. Chem. Soc.*, 1979, **101**, 4768–4769.
- 29 M. Shiri, M. Ali Zolfigol, H. Gerhardus Kruger and Z. Tanbakouchian, *Tetrahedron*, 2010, **66**, 9077–9106.
- 30 M. A. Zolfigol, E. Madrakian, E. Ghaemi and K. Niknam, *Synth. Commun.*, 2008, **38**, 3366–3374.
- 31 M. A. Zolfigol, B. F. Mirjalili, A. Bamoniri, M. A. K. Zarchi, A. Zarei, L. Khazdooz and J. Noei, *Bull. Kor. Chem. Soc.*, 2004, **25**, 1414–1416.
- 32 M. A. Zolfigol, F. Shirini and A. G. Chogamarani, *Phosphorus, Sulfur Silicon*, 2003, **178**, 2019–2025.
- 33 M. A. Zolfigol, E. Madrakian and E. Ghaemi, *Synlett*, 2003, **14**, 2222–2224.
- 34 M. A. Zolfigol, E. Ghaemi and E. Madrakian, *Synlett*, 2003, **2**, 0191–0194.
- 35 M. A. Zolfigol, E. Madrakian and E. Ghaemi, *Molecules*, 2002, **7**, 734–742.
- 36 M. A. Zolfigol, E. Ghaemi and E. Madrakian, *Molecules*, 2001, **6**, 614–620.
- 37 M. A. Zolfigol, E. Ghaemi and E. Madrakian, *Synth. Commun.*, 2000, **30**, 1689–1694.
- 38 H. Firouzabadi, N. Iranpoor and M. A. Zolfigol, *Synth. Commun.*, 1997, **27**, 3301–3311.



- 39 (a) Z. Zeng, A. Feceu, N. Sivendran and L. J. Gooben, *Adv. Synth. Catal.*, 2021, **363**, 2678–2722; (b) V. Ramadoss, Y. Zheng, X. Shao, L. Tian and Y. Wang, *Chem. –Eur. J.*, 2021, **27**, 3213–3228; (c) J. L. Tu, Z. Shen and B. Huang, *Adv. Synth. Catal.*, 2024, **366**, 4263–4273.
- 40 J. Shi, X. Y. Huang, J. P. Wang and R. Li, *J. Phys. Chem.*, 2010, **114**, 6263–6272.
- 41 E. T. Denisov and A. F. Shestakov, *Kinet. Catal.*, 2013, **54**, 22–33.
- 42 J. R. Peterson, H. D. Do and A. J. Dunham, *Can. J. Chem.*, 1988, **66**, 1670–1674.
- 43 K. Pitchumani, P. Baskar and C. Venkatachalapathy, *Catal. Lett.*, 1993, **21**, 157–163.
- 44 J. P. Das, P. Sinha and S. Roy, *Org. Lett.*, 2002, **4**, 3055–3058.
- 45 A. K. Bose, S. N. Ganguly, M. S. Manhas, V. Srirajan, A. Bhattacharjee, S. Rumthao and A. H. Sharma, *Tetrahedron Lett.*, 2004, **45**, 1179–1181.
- 46 A. Messere, A. Gentili, I. Garella, F. Temussi, B. Di Blasio and A. Fiorentino, *Synth. Commun.*, 2004, **34**, 3317–3324.
- 47 A. S. Rao, P. V. Srinivas, K. S. Babu and J. M. Rao, *Tetrahedron Lett.*, 2005, **46**, 8141–8143.
- 48 A. K. Bose, S. N. Ganguly, M. S. Manhas, W. He and J. Speck, *Tetrahedron Lett.*, 2006, **47**, 3213–3215.
- 49 S. Ramgopal, K. Ramesh, A. Chakradhar, N. M. Reddy and K. C. Rajanna, *Tetrahedron Lett.*, 2007, **48**, 4043–4045.
- 50 G. I. Nikishin, L. L. Sokova, V. D. Makhaev and N. I. Kapustina, *Russ. Chem. Bull.*, 2008, **57**, 118–123.
- 51 J. Gong, K. Huang, F. Wang, L. Yang, Y. Feng, H. Li, X. Li, S. Zeng, X. Wu, J. Stockigt and Y. Zhao, *Bioorg. Med. Chem.*, 2009, **17**, 3414–3425.
- 52 M. S. Kumar, K. C. Rajanna, K. R. Reddy, M. Venkateswarlu and P. Venkanna, *Synth. Commun.*, 2013, **43**, 2672–2677.
- 53 B. V. Rokade and K. R. Prabhu, *Org. Biomol. Chem.*, 2013, **11**, 6713–6716.
- 54 M. S. Kumar, K. R. Reddy, K. C. Rajanna, P. Venkanna and G. Krishnaiah, *Synth. React. Inorg., Met.-Org., Nano-Met. Chem.*, 2013, **43**, 977–983.
- 55 S. Manna, S. Jana, T. Saboo, A. Maji and D. Maiti, *Chem. Commun.*, 2013, **49**, 5286–5288.
- 56 V. S. Chary, K. C. Rajanna, G. Krishnaiah and P. Srinivas, *Catal. Sci. Technol.*, 2016, **6**, 1430–1434.
- 57 Q. Xu, H. Qi, M. Sun, D. Zuo, X. Jiang, Z. Wen, Z. Wang, Y. Wu and W. Zhang, *PLoS One*, 2015, **10**, e0128710.
- 58 M. Satish Kumar, K. C. Rajanna, M. Venkateswarlu, P. Venkanna and P. K. Saiprakash, *Synth. Commun.*, 2015, **4**, 2251–2258.
- 59 P. Natarajan, R. Chaudhary and P. Venugopalan, *J. Org. Chem.*, 2015, **80**, 10498–10504.
- 60 C. S. Azad, V. M. Balaramnavar, I. A. Khan, P. K. Doharey, J. K. Saxena and A. K. Saxena, *RSC Adv.*, 2015, **5**, 82208–82214.
- 61 Z. Yang, J. Li, J. Hua, T. Yang, J. Yi and C. Zhou, *Synlett*, 2017, **28**, 1079–1082.
- 62 C. S. Azad and A. K. Narula, *RSC Adv.*, 2016, **6**, 19052–19059.
- 63 Z. G. Luo, F. Xu, Y. Y. Fang, P. Liu, X. M. Xu, C. T. Feng, Z. Li and J. He, *Res. Chem. Intermed.*, 2016, **42**, 6079–6087.
- 64 S. Roshandel, L. Gurung, T. Mathew and G. S. Prakash, *Tetrahedron Lett.*, 2017, **58**, 2842–2845.
- 65 L. F. Nie, K. Bozorov, G. Huang, J. Zhao, C. Niu and H. A. Aisa, *Phosphorus Sulfur Silicon Relat. Elem.*, 2018, **193**, 656–667.
- 66 B. A. Mir, S. J. Singh, R. Kumar and B. K. Patel, *Adv. Synth. Catal.*, 2018, **360**, 3801–3809.
- 67 P. Natarajan, R. Chaudhary and P. Venugopalan, *Tetrahedron Lett.*, 2019, **60**, 1720–1723.
- 68 N. Mutkule, N. Bugad, S. Mokale, V. Choudhari and M. Ubale, *J. Heterocycl. Chem.*, 2020, **57**, 3186–3192.
- 69 Hall, D. G., Ed. *Boronic Acids: Preparation, Applications in Organic Synthesis and Medicine*, John Wiley & Sons, (2006).
- 70 D. G. Hall, *Chem. Soc. Rev.*, 2019, **48**, 3475–3496.
- 71 T. Mathew, L. Gurung, S. Roshandel, S. B. Munoz and G. S. Prakash, *Synlett*, 2019, **30**, 1037–1047.
- 72 I. V. Alabugin, L. Kuhn, M. G. Medvedev, N. V. Krivoshchapov, V. A. Vil, I. A. Yaremenko, P. Mehaffy, M. Yarie, A. O. Terent'ev and M. A. Zolfigol, *Chem. Soc. Rev.*, 2021, **50**, 10253–10345.
- 73 I. V. Alabugin, L. Kuhn, N. V. Krivoshchapov, P. Mehaffy and M. G. Medvedev, *Chem. Soc. Rev.*, 2021, **50**, 10212–10252.
- 74 M. A. Zolfigol, S. Azizian, M. Torabi, M. Yarie and B. Notash, *J. Chem. Educ.*, 2024, **101**, 877–881.
- 75 G. S. Prakash, C. Panja, T. Mathew, V. Surampudi, N. A. Petasis and G. A. Olah, *Org. Lett.*, 2004, **6**, 2205–2207.
- 76 R. R. Yadav, R. A. Vishwakarma and S. B. Bharate, *Tetrahedron Lett.*, 2012, **53**, 5958–5960.
- 77 L. Bougdid, A. Heynderickx, S. Delbaere and C. Moustrou, *Tetrahedron*, 2007, **63**, 8242–8249.
- 78 X. F. Wu, J. Schranck, H. Neumann and M. Beller, *Chem. Commun.*, 2011, **47**, 12462–12463.
- 79 H. Yang, Y. Li, M. Jiang, J. Wang and H. Fu, *Chem. –Eur. J.*, 2011, **17**, 5652–5660.
- 80 S. Manna, S. Maity, S. Rana, S. Agasti and D. Maiti, *Org. Lett.*, 2012, **14**, 1736–1739.
- 81 S. Wang, C. C. Shu, T. Wang, J. Yu and G. B. Yan, *Chin. Chem. Lett.*, 2012, **23**, 643–646.
- 82 G. Yan, L. Zhang and J. Yu, *Lett. Org. Chem.*, 2012, **9**, 133–137.
- 83 A. C. Lindsay and J. Sperry, *Synlett*, 2013, **24**, 461–464.
- 84 M. Jiang, H. Yang, Y. Li, Z. Jia and H. Fu, *RSC Adv.*, 2013, **3**, 25602–25604.
- 85 G. S. Prakash, L. Gurung, P. C. Schmid, F. Wang, T. E. Thomas, C. Panja, T. Mathew and G. A. Olah, *Tetrahedron Lett.*, 2014, **55**, 1975–1978.
- 86 N. Chatterjee, D. Bhatt and A. Goswami, *Org. Biomol. Chem.*, 2015, **13**, 4828–4832.
- 87 G. Shen, L. Zhao, W. Liu, X. Huang, H. Song and T. Zhang, *Synth. Commun.*, 2017, **47**, 10–14.
- 88 A. Mahanta, N. K. Gour, P. J. Sarma, R. K. Borah, P. K. Raul, R. C. Deka, A. J. Thakur and U. Bora, *Appl. Organomet. Chem.*, 2019, **33**, e4951.
- 89 M. Zarei, E. Noroozizadeh, A. R. Moosavi-Zare and M. A. Zolfigol, *J. Org. Chem.*, 2018, **83**, 3645–3650.



- 90 J. I. Murray, D. B. Brown, M. V. Silva Elipse and S. Caille, *Org. Process Res. Dev.*, 2022, **26**, 657–660.
- 91 M. Al-Masum, N. Saleh and T. Islam, *Tetrahedron Lett.*, 2013, **54**, 1141–1144.
- 92 S. Saito and Y. Koizumi, *Tetrahedron Lett.*, 2005, **46**, 4715–4717.
- 93 P. LaBeaume, M. Placzek, M. Daniels, I. Kendrick, P. Ng, M. McNeel, R. Afroze, A. Alexander, R. Thomas, A. E. Kallmerten and G. B. Jones, *Tetrahedron Lett.*, 2010, **51**, 1906–1909.
- 94 S. U. Paik and M. G. Jung, *Bull. Korean Chem. Soc.*, 2012, **33**, 689–691.
- 95 B. P. Fors and S. L. Buchwald, *J. Am. Chem. Soc.*, 2009, **131**, 12898–12899.
- 96 P. A. Joseph, S. Priyadarshini, M. L. Kantam and H. Maheswaran, *Tetrahedron Lett.*, 2012, **53**, 1511–1513.
- 97 X. H. Li, L. G. Li, X. L. Mo and D. L. Mo, *Synth. Commun.*, 2016, **46**, 963–970.
- 98 M. Reitti, P. Villo and B. Olofsson, *Angew. Chem.*, 2016, **128**, 9074–9078.
- 99 G. A. Lee, H. C. Lin, H. Y. Lee, C. H. Chen and H. Y. Huang, *Asian J. Org. Chem.*, 2017, **6**, 1733–1736.
- 100 H. Sepehrmansourie, M. Zarei, M. A. Zolfigol, S. Kalhor and H. Shi, *Mol. Catal.*, 2022, **531**, 112634.
- 101 (a) J. L. Tu, Y. Zhu, P. Li and B. Huang, *Org. Chem. Front.*, 2024, **11**, 5278; (b) J. L. Tu and B. Huang, *Chem. Commun.*, 2024, **60**, 11450.
- 102 Z. Chen, S. Liu, Z. Xu, Z. Gan, R. Xu, Z. Xue and Y. Jin, *J. Org. Chem.*, 2025, **90**, 7458–7467.
- 103 K. Zhang, A. Budinska, A. Passera and D. Katayev, *Org. Lett.*, 2020, **22**, 2714–2719.
- 104 S. Liu, Y. Lu, H. Wang, Z. Xue, Z. Xu, H. Wan, Q. Yin, T. Lv, S. X. Liu and Y. Jin, *ACS Catal.*, 2025, **15**, 3306–3313.
- 105 Y. Zheng, Z. Liu, Q. Huang and Y. Xie, *Org. Lett.*, 2025, **27**, 2997–3002.
- 106 C. Wu, Q. Bian, T. Ding, M. Tang, W. Zhang, Y. Xu, B. Liu, H. Xu, H. B. Li and H. Fu, *ACS Catal.*, 2021, **11**, 9561–9568.
- 107 D. Liang, X. Zhang, Y. Li, Y. Zhou, M. Ren, X. Zhang, Y. Li and N. Zhu, *Sustainable Chem. Pharm.*, 2023, **33**, 101077.
- 108 P. Cogolli, F. Maiolo, L. Testaferri, M. Tiecco and M. Tingoli, *J. Heterocycl. Chem.*, 1979, **16**, 1495–1496.
- 109 S. S. Mochalov, F. M. Abdel'razek, T. P. Surikova and Y. S. Shabarov, *Chem. Heterocycl. Compd.*, 1980, **16**, 339–344.
- 110 N. K. Downer and Y. A. Jackson, *Org. Biomol. Chem.*, 2004, **2**, 3039–3043.
- 111 N. Malecki, P. Carato, R. Houssin, P. Cotelte and J. P. Hénichart, *Monatsh. Chem.*, 2005, **136**, 1601–1606.
- 112 M. K. Mamarakhmonov, L. I. Belen kii, N. D. Chuvylkin, M. A. Ashirmatov, B. Z. Elmuradov, I. S. Ortikov and K. M. Shakhidoyatov, *Russ. Chem. Bull.*, 2015, **64**, 534–539.
- 113 E. Lukevics, L. Ignatovich, Y. Coldberg, F. Polyak, A. Gaukhan, S. Rozite and J. Popelis, *J. Organomet. Chem.*, 1988, **348**, 11–23.
- 114 P. L. Coe, A. M. Stuart and D. J. Moody, *J. Fluor. Chem.*, 1998, **92**, 27–32.
- 115 I. Mosiagin, A. J. Fernandes, A. Budinská, L. Hayriyan, K. E. Ylijoki and D. Katayev, *Angew. Chem., Int. Ed.*, 2023, **62**, e202310851.
- 116 C. K. De, F. Pesciaioli and B. List, *Angew. Chem.*, 2013, 125.
- 117 P. Sutter and C. D. Weis, *J. Heterocycl. Chem.*, 1986, **23**, 29–32.
- 118 D. V. Joshi, J. R. Merchant and R. C. Shah, *J. Org. Chem.*, 1956, **21**, 1104–1109.
- 119 Y. Ohishi, T. Mukai, M. Nagahara, M. Yajima and N. Kajikawa, *Chem. Pharm. Bull.*, 1989, **37**, 2398–2405.
- 120 Q. Y. Zheng, C. F. Chen and Z. T. Huang, *Tetrahedron*, 1997, **53**, 10345–10356.
- 121 W. Verboom, A. Durie, R. J. Egberink, Z. Asfari and D. N. Reinhoudt, *J. Org. Chem.*, 1992, **57**, 1313–1316.
- 122 O. Mogck, P. Parzuchowski, M. Nissinen, V. Böhmer, G. Rokicki and K. Rissanen, *Tetrahedron*, 1998, **54**, 10053–10068.
- 123 Z. Qi-Yu, C. Chuan-Feng and H. Zhi-Tang, *Chin. J. Chem.*, 2000, **18**, 104–111.
- 124 F. Vocanson, P. Seigle-Ferrand, R. Lamartine, A. Fort, A. W. Coleman, P. Shahgaldian, J. Mugnier and A. Zerroukhi, *J. Mater. Chem.*, 2003, **13**, 1596–1602.
- 125 C. Danila, M. Bolte and V. Böhmer, *Org. Biomol. Chem.*, 2005, **3**, 172–184.
- 126 S. Le Gac, X. Zeng, O. Reinaud and I. Jabin, *J. Org. Chem.*, 2005, **70**, 1204–1210.
- 127 O. Hudecek, J. Budka, V. Eigner and P. Lhoták, *Tetrahedron*, 2012, **68**, 4187–4193.
- 128 M. Lejeune, J. F. Picon, A. Mattiuzzi, A. Lascaux, S. De Cesco, A. Brugnara, G. Thiabaud, U. Darbost, D. Coquiere, B. Colasson and O. Reinaud, *J. Org. Chem.*, 2012, **77**, 3838–3845.
- 129 A. Brugnara, L. Fusaro, M. Luhmer, T. Prangé, B. Colasson and O. Reinaud, *Org. Biomol. Chem.*, 2014, **12**, 2754–2760.
- 130 T. Yamato, Y. Kinoshita and F. Zhang, *Org. Prep. Proced. Int.*, 1999, **31**, 167–172.
- 131 T. Yamato, H. Kamimura and T. Furukawa, *J. Org. Chem.*, 1997, **62**, 7560–7564.
- 132 S. S. Mochalov, A. N. Fedotov, R. A. Gazzaeva, B. P. Archegov, E. V. Trofimova and N. S. Zefirov, *Russ. J. Org. Chem.*, 2001, **37**, 889–890.
- 133 T. Yamato, K. Tsuchihashi, N. Nakamura, M. Hirahara and H. Tsuzuki, *Can. J. Chem.*, 2002, **80**, 207–215.
- 134 S. Redon, Y. Li and O. Reinaud, *J. Org. Chem.*, 2003, **68**, 7004–7008.
- 135 P. Lhoták, J. Svoboda and I. Stibor, *Tetrahedron*, 2006, **62**, 1253–1257.
- 136 H. Xiao, H. Yin, L. Wang, C. Mei and X. Zhang, *Monatsh. Chem.*, 2012, **143**, 683–686.

