

RESEARCH ARTICLE

View Article Online
View Journal | View IssueCite this: *Inorg. Chem. Front.*, 2025, **12**, 7203Received 9th May 2025,
Accepted 2nd July 2025

DOI: 10.1039/d5qi01112d

rsc.li/frontiers-inorganic

Metathesis reactions of Re(v) carbyne complexes with functionalized terminal alkynes†

Byeongsoo Park,¹ Wei Bai,¹ Lam Cheung Kong,¹ Herman H. Y. Sung,¹ Ian D. Williams¹ and Guochen Jia¹*

Alkyne metathesis is a cornerstone reaction in synthetic chemistry. However, metathesis of terminal alkynes remains a rare accomplishment, both catalytically and stoichiometrically. To overcome this challenge, we explored reactions of non- d^0 carbyne complexes with terminal alkynes. It was found that d^2 Re(v) carbyne complexes, specifically $\text{Re}(\equiv\text{CR})\text{Cl}_2(\text{PMePh}_2)_3$, can undergo stoichiometric metathesis with a range of terminal aryl and aliphatic alkynes ($\text{HC}\equiv\text{CR}'$), yielding substituted carbyne complexes $\text{Re}(\equiv\text{CR}')\text{Cl}_2(\text{PMePh}_2)_3$ and $\text{HC}\equiv\text{CR}$. These stoichiometric metathesis reactions are compatible with functional groups such as aldehydes, alcohols, esters, and even unprotected carboxylic acids. Density Functional Theory (DFT) calculations indicate that the formation of substituted carbyne complexes is both thermodynamically and kinetically more favorable than that of methylidyne complexes.

Introduction

Metathesis of transition metal carbyne (or alkylidyne) complexes with alkynes is a fundamentally important transformation that plays a key role in catalytic alkyne metathesis reactions.¹ The reactivity is now well-documented for internal alkynes.^{2–4} On the basis of this reactivity, a library of catalysts have been invented for metathesis reactions of internal alkynes, including those based on well-defined or *in situ* generated high valent d^0 W(vi)⁵ and Mo(vi)⁶ carbyne complexes, and d^2 Re(v)⁷ carbyne complexes. With these catalysts, alkyne metathesis is finding growing practical applications in areas such as organic synthesis,⁸ polymerization^{3a,9,10} as well as dynamic covalent chemistry.¹¹

Terminal alkynes are highly attractive substrates for alkyne metathesis reactions due to their common use in organic synthesis and their accessibility compared to internal alkynes, such as methyl-capped alkynes.¹² Despite their potential, catalytic metathesis reactions involving terminal alkynes are rarely reported.¹³ Competent catalysts for these reactions are restricted to a few high-valent d^0 Mo(vi) and W(vi) carbyne catalysts, for example, $\text{Mo}(\equiv\text{CC}_6\text{H}_4\text{-}p\text{-OMe})(\text{OSiPh}_3)_3$,^{12,14,15,16,17,6f} $\text{W}(\equiv\text{CMes})\{\text{OCMe}_2(\text{CF}_3)\}_3$,¹⁸ $\text{Mo}(\equiv\text{CMes})\{\text{OCMe}(\text{CF}_3)_2\}_3$,^{19–22} and $[\text{MesC}\equiv\text{Mo}\{\text{OSi}(\text{O}t\text{Bu})_{3-n}\text{Ph}_n\}_3]$ ($n = 1, 2$).²³ More often,

terminal alkynes polymerize when exposed to a typical high-valent carbyne catalyst.^{1a,6b,24,25,26,27}

To advance the development of new catalysts for terminal alkyne metathesis, it is crucial to identify carbyne complexes that can readily undergo metathesis reactions with terminal alkynes including those with different functional groups. Additionally, understanding of the activity and selectivity of metathesis reactions of carbyne complexes with terminal alkynes is essential. However, these issues remain largely unaddressed. Notably, well-defined stoichiometric metathesis reactions of terminal alkynes are exceedingly scarce. They have only been described for reactions of $\text{Mo}(\equiv\text{C}t\text{Bu})\{\text{OCMe}_2(\text{R})\}_3$ ($\text{R} = \text{Me}, \text{CF}_3$) with simple alkynes $\text{HC}\equiv\text{CR}'$ ($\text{R}' = n\text{Pr}, i\text{Pr}, \text{Ph}$) to give $\text{Mo}(\equiv\text{CR}')\{\text{OCMe}_2(\text{R})\}_3$,²⁸ and for the slow (in two weeks) reaction of $\text{HC}\equiv\text{C}t\text{Bu}$ with $\text{W}(\equiv\text{CMe})\text{Cl}(\text{PMe}_3)_4$ to give $\text{W}(\equiv\text{C}t\text{Bu})(\eta^2\text{-HC}\equiv\text{CMe})\text{Cl}(\text{PMe}_3)_2$.²⁹

We herein report our recent findings that d^2 Re(v) carbyne complexes, specifically $\text{Re}(\equiv\text{CR})\text{Cl}_2(\text{PMePh}_2)_3$, can undergo stoichiometric metathesis with a range of terminal alkynes. For the first time, metathesis reactions of carbyne complexes have been demonstrated for terminal alkynes with functional groups including aldehydes, alcohols, esters, and unprotected carboxylic acids.

Results and discussion

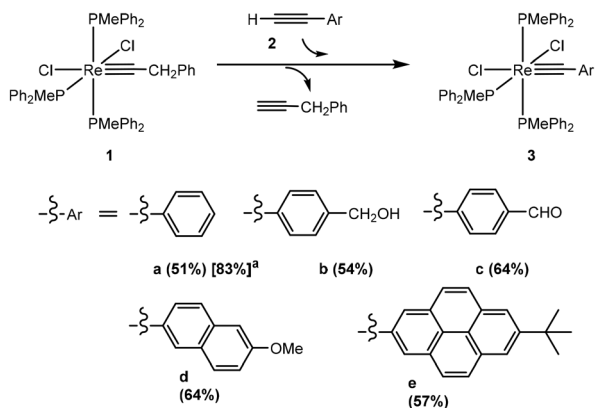
Reactions of $\text{Re}(\equiv\text{CCH}_2\text{Ph})\text{Cl}_2(\text{PMePh}_2)_3$ with terminal aryl alkynes $\text{HC}\equiv\text{CAR}$

Inspired by the recent discovery that d^2 Re(v) carbyne complexes can catalyse metathesis of internal alkynes,⁷ we decided

Department of Chemistry, Hong Kong University of Science and Technology, Clear Water Bay, Kowloon, Hong Kong. E-mail: chjiag@ust.hk

† Electronic supplementary information (ESI) available. CCDC 2413226 (3d), 2413480 (5b), 2413479 (5c) and 2413227 (5d). For ESI and crystallographic data in CIF or other electronic format see DOI: <https://doi.org/10.1039/d5qi01112d>





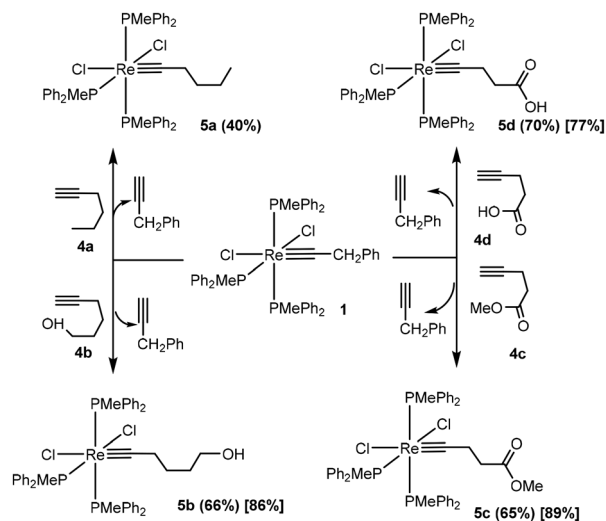
Scheme 1 Metathesis reactions of $\text{Re}(\equiv\text{CCH}_2\text{Ph})\text{Cl}_2(\text{PMePh}_2)_3$ (**1**) with terminal aryl alkynes $\text{HC}\equiv\text{C-Ar}$ (**2a–e**) in toluene. Reaction conditions: 4 equiv. of $\text{HC}\equiv\text{C-Ar}$, 100 °C, 2 h. The isolated yields are given in parenthesis. ^a**3a** could also be isolated in 83% yield from the reaction with 20 equiv. of $\text{HC}\equiv\text{C-Ar}$ at r.t. for 30 h.

to explore their potential in metathesis reactions with terminal alkynes. In this work, we focus on stoichiometric alkyne metathesis reactions of $\text{Re}(\text{v})$ carbyne complexes (see Schemes 1–3 below). We began by investigating the reaction of phenylacetylene with $\text{Re}(\equiv\text{CCH}_2\text{Ph})\text{Cl}_2(\text{PMePh}_2)_3$ (**1**), a complex that can be easily prepared on a large scale.^{4b}

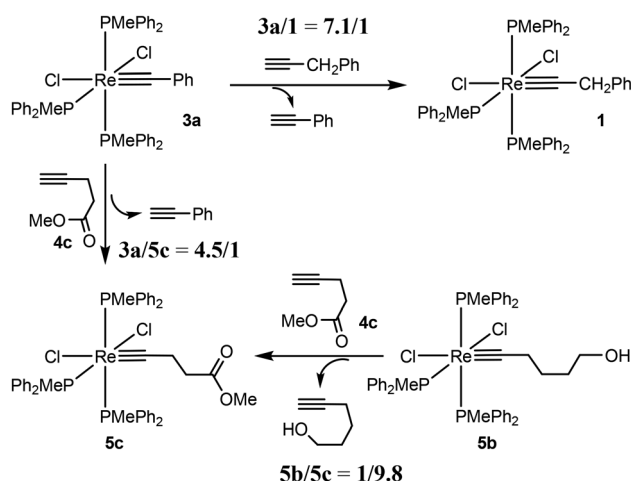
As monitored by NMR spectroscopy (see Fig. S1†), the complex **1** can undergo metathesis reaction with phenylacetylene in toluene at room temperature. With 20 equivalents of $\text{HC}\equiv\text{CPh}$, the reaction produced the expected metathesis product, $\text{Re}(\equiv\text{CPh})\text{Cl}_2(\text{PMePh}_2)_3$ (**3a**), in approximately 22% yield after 6 hours, 57% after 12 hours, and 86% after 24 hours (Scheme 1). In contrast, no metathesis product was observed for the reaction of **1** with 20 equivalents of the internal alkyne $\text{PhC}\equiv\text{CPh}$ even after 48 hours. A higher temperature (e.g., 110 °C) is required for the metathesis reaction of $\text{PhC}\equiv\text{CPh}$ to proceed.^{4b} The observations suggest that terminal alkynes are significantly more reactive than internal alkynes in alkyne metathesis.

As anticipated, the metathesis reaction of **1** with $\text{PhC}\equiv\text{CH}$ proceeded at a higher rate at higher temperatures. When the reaction was carried out at 100 °C with four or less equivalents of $\text{PhC}\equiv\text{CH}$, the complex **1** was consumed completely within two hours to give the expected metathesis product $\text{Re}(\equiv\text{CPh})\text{Cl}_2(\text{PMePh}_2)_3$ (**3a**) as the major product. When five or more equivalents of $\text{PhC}\equiv\text{CH}$ was used, the reaction at 100 °C produced a mixture of unidentified side products.

More interestingly, complex **1** can also undergo metathesis reactions with functionalized terminal aryl alkynes (Scheme 1). For example, it reacted with the aryl terminal alkynes **2b** bearing a CH_2OH group and **2c** bearing an aldehyde group to give the corresponding metathesis products **3b** and **3c**, respectively. The formation of **3b** and **3c** indicate that the metathesis reaction can tolerate OH and CHO groups. The result is interesting as OH and CHO functional groups are often incompatible or reactive with typical high valent d^0 carbyne complexes.



Scheme 2 Metathesis reactions of $\text{Re}(\equiv\text{CCH}_2\text{Ph})\text{Cl}_2(\text{PMePh}_2)_3$ with terminal alkyl alkynes $\text{HC}\equiv\text{C-R}$ (**4a–d**) in toluene. Reaction conditions: 10–20 equiv. of $\text{HC}\equiv\text{C-R}$, r.t., 24–30 h or 4 equiv. of $\text{HC}\equiv\text{C-R}$, 45–90 °C, 2–5 h. The isolated yields are given in parenthesis for reactions at 45–90 °C, and in bracket for reactions at r.t.



Scheme 3 Metathesis reactions of $\text{Re}(\equiv\text{C-R})\text{Cl}_2(\text{PMePh}_2)_3$ ($\text{R} = \text{Ph}$, $(\text{CH}_2)_4\text{OH}$) with 4 equiv. of terminal alkyl alkynes $\text{HC}\equiv\text{C-R}$ in toluene at 100 °C for 2 h. The ratio refers to molar ratio estimated by *in situ* NMR.

Metathesis products were also obtained by treating the complex **1** with terminal alkynes bearing polyaromatic rings. For example, the complexes **3d** and **3e** were formed from the metathesis reactions of the naphthalene derivative **2d** and the pyrene derivative **2e** respectively. Notably, complex **3e** is a rare example of a metal carbyne complex with a large extended aromatic system.

The metathesis products **3a–e** are air-stable solids. The complex **3a** is a known compound and has been fully characterized by NMR as well as X-ray diffraction as described previously.^{4b} The structures of **3b–3e** can be readily assigned on the basis of their spectroscopic data. For example, the $^31\text{P}\{^1\text{H}\}$



NMR spectrum of **3c** showed a triplet at -3.2 ppm and a doublet at -12.4 ppm. The $^{13}\text{C}\{^1\text{H}\}$ NMR spectrum showed the carbyne signal at 258.8 ppm and that of CHO at 192.2 ppm.

The structure of the complex **3d** has also been confirmed by X-ray diffraction. As shown in Fig. 1, it adopts an octahedral geometry with the carbyne ligand trans to one of the chloride ligands. The naphthalene group of the carbyne ligand lies almost in the same plane containing the rhenium metal center and the two chloride atoms. The $\text{Re}\equiv\text{C}$ bond distance is $1.773(3)$ Å, and the $\text{Re}-\text{C}(1)-\text{C}(2)$ angle is $171.2(3)^\circ$, which are typical for rhenium carbyne complexes.³⁰ The structural feature of the coordination sphere of **3d** is similar to that of **3a**.

Reactions of $\text{Re}(\equiv\text{CCH}_2\text{Ph})\text{Cl}_2(\text{PMePh}_2)_3$ with terminal alkyl alkynes $\text{HC}\equiv\text{CR}$

Encouraged by the successful metathesis reactions of **1** with terminal aryl alkynes, we expanded our exploration to include terminal aliphatic alkynes (Scheme 2). As indicated by the *in situ* $^{31}\text{P}\{^1\text{H}\}$ NMR spectrum (see Fig. S2†), the complex $\text{Re}(\equiv\text{CCH}_2\text{Ph})\text{Cl}_2(\text{PMePh}_2)_3$ (**1**) reacted with 10 equivalents of 1-hexyne, $\text{HC}\equiv\text{C}(\text{CH}_2)_3\text{Me}$ (**4a**), in toluene at room temperature to give the expected metathesis product $\text{Re}(\equiv\text{C}(\text{CH}_2)_3\text{Me})\text{Cl}_2(\text{PMePh}_2)_3$ (**5a**) in yields of *ca.* 40% in six hours and nearly 65% in 24 hours. The metathesis product $\text{Re}(\equiv\text{C}(\text{CH}_2)_3\text{Me})\text{Cl}_2(\text{PMePh}_2)_3$ (**5a**) was isolated as a yellow solid. Similarly, the alkyne $\text{HC}\equiv\text{C}(\text{CH}_2)_2\text{CO}_2\text{Me}$ (**4c**), bearing an ester group, reacted with complex **1** to yield the metathesis product $\text{Re}(\equiv\text{C}(\text{CH}_2)_2\text{CO}_2\text{Me})\text{Cl}_2(\text{PMePh}_2)_3$ (**5c**), which was isolated as an orange solid (see Fig. S3†).

The alkynol $\text{HC}\equiv\text{C}(\text{CH}_2)_3\text{CH}_2\text{OH}$ (**4b**) also undergoes a smooth metathesis reaction with the complex **1** to yield $\text{Re}(\equiv\text{C}(\text{CH}_2)_3\text{CH}_2\text{OH})\text{Cl}_2(\text{PMePh}_2)_3$ (**5b**), indicating that the metathesis reaction is compatible with protic functional groups. Most impressively, complex **1** also reacted with the alkyne $\text{HC}\equiv\text{C}(\text{CH}_2)_2\text{CO}_2\text{H}$ (**4d**), bearing an unprotected carboxylic acid

group, to afford the metathesis product $\text{Re}(\equiv\text{C}(\text{CH}_2)_2\text{CO}_2\text{H})\text{Cl}_2(\text{PMePh}_2)_3$ (**5d**), which can be isolated as an orange-yellow solid.

The metathesis products **5** are all stable in the solid state and can be stored under ambient condition for months without deterioration. Their structures can be readily assigned on the basis of their spectroscopic data. The structures of **5b–d** have also been confirmed by X-ray diffraction. The molecular structure of **5d** is presented in Fig. 2, and those of **5b** and **5c** are given in the ESI (see Fig. S15 and S16†). The structural features of **5b–d** in the coordination sphere are similar to that of **1**. Their NMR data are fully consistent with the solid-state structures.

In general, the reactivity of aliphatic and aryl terminal alkynes towards complex **1** is similar. Both types of alkynes react to produce the substituted carbyne $\text{Re}(\equiv\text{CR}')\text{Cl}_2(\text{PMePh}_2)_3$ as the major product, along with minor unidentified side products that exhibit $^{31}\text{P}\{^1\text{H}\}$ signals around 24 ppm. However, *in situ* NMR experiments indicate that aliphatic terminal alkynes are slightly more reactive than aryl alkynes in the early stages of the reaction. For example, the reaction of $\text{PhC}\equiv\text{CH}$ (20 equiv.) with complex **1** yielded **3a** in 22% after 6 hours, while the reaction of $n\text{-CH}_3(\text{CH}_2)_3\text{C}\equiv\text{CH}$ (10 equiv.) with complex **1** produced **5a** in 38% yield over the same period.

Metathesis reactions of $\text{Re}(\equiv\text{CR})\text{Cl}_2(\text{PMePh}_2)_3$ ($\text{R} = \text{Ph}, (\text{CH}_2)_4\text{OH}$)

In addition to complex **1**, other complexes of the type $\text{Re}(\equiv\text{CR})\text{Cl}_2(\text{PMePh}_2)_3$ could also undergo metathesis reactions with terminal alkynes (Scheme 3 and Fig. S4†). For example, the aryl carbyne complex **3a** reacted with excess $\text{HC}\equiv\text{CCH}_2\text{Ph}$ to give the complex **1**, and with $\text{HC}\equiv\text{C}(\text{CH}_2)_2\text{CO}_2\text{Me}$ to give the complex **5c** (Scheme 3). The alkyl complex **5b** reacted with

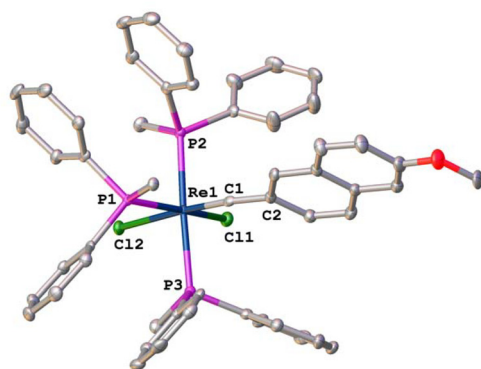


Fig. 1 The molecular structure of $\text{Re}(\equiv\text{C}-\text{C}_{10}\text{H}_6-6\text{-OMe})\text{Cl}_2(\text{PMePh}_2)_3$ (**3d**). The hydrogen atoms are omitted for clarity. Selected bond lengths [Å] and angles [°]: $\text{Re}(1)-\text{Cl}(1)$ 2.4635(8), $\text{Re}(1)-\text{Cl}(2)$ 2.5367(8), $\text{Re}(1)-\text{P}(1)$ 2.4128(8), $\text{Re}(1)-\text{P}(2)$ 2.4525(8), $\text{Re}(1)-\text{P}(3)$ 2.4476(8), $\text{Re}(1)-\text{C}(1)$ 1.773(3), $\text{C}(1)-\text{C}(2)$ 1.444(5), $\text{Cl}(1)-\text{Re}(1)-\text{Cl}(2)$ 81.55(3), $\text{P}(3)-\text{Re}(1)-\text{P}(2)$ 168.59(3), $\text{Re}(1)-\text{C}(1)-\text{C}(2)$ 171.2(3).

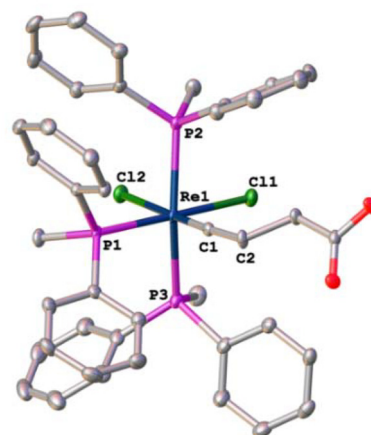


Fig. 2 The molecular structure of $\text{Re}(\equiv\text{C}(\text{CH}_2)_2\text{CO}_2\text{H})\text{Cl}_2(\text{PMePh}_2)_3$ (**5d**). The hydrogen atoms are omitted for clarity. Selected bond lengths [Å] and angles [°]: $\text{Re}(1)-\text{C}(1)$ 1.746(2), $\text{Re}(1)-\text{Cl}(1)$ 2.5074(5), $\text{Re}(1)-\text{Cl}(2)$ 2.5369(5), $\text{Re}(1)-\text{P}(1)$ 2.3804(5), $\text{Re}(1)-\text{P}(2)$ 2.4443(5), $\text{Re}(1)-\text{P}(3)$ 2.4765(6), $\text{C}(1)-\text{C}(2)$ 1.488(3), $\text{Re}(1)-\text{C}(1)-\text{C}(2)$ 174.72(17), $\text{P}(2)-\text{Re}(1)-\text{P}(3)$ 161.319(19), $\text{Cl}(1)-\text{Re}(1)-\text{Cl}(2)$ 87.170(17).



$\text{HC}\equiv\text{C}(\text{CH}_2)_2\text{CO}_2\text{Me}$ to give the complex **5c** (Scheme 3 and Fig. S4†).

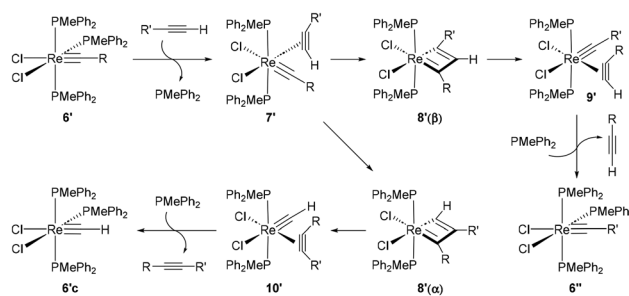
The metathesis reactions of **1** are noteworthy as well-defined stoichiometric metathesis reactions of terminal alkynes are rare and have seldom been demonstrated with both high valent and non- d^0 carbyne complexes. To the best of our knowledge, well-defined metathesis products have been only reported for the reactions of high valent d^0 Mo(vi) complexes $\text{Mo}(\equiv\text{CtBu})\{\text{OCMe}_2(\text{R})\}_3$ ($\text{R} = \text{Me}, \text{CF}_3$) with $\text{HC}\equiv\text{CR}'$ ($\text{R}' = n\text{Pr}, i\text{Pr}, \text{Ph}, \text{TMS}$)²⁵ and the reaction of the d^2 W(IV) complex $\text{W}(\equiv\text{CMe})\text{Cl}(\text{PMe}_3)_4$ with $\text{HC}\equiv\text{CtBu}$.²⁶ The reactions reported here represents the first example of stoichiometric metathesis reactions of carbyne complexes with terminal alkynes with functional groups such as alcohol, ester, aldehydes and unprotected carboxylic acid.

It is more common for carbyne complexes³¹ to react with terminal alkyne to give non-metathesis products. For example, high valent d^0 carbyne complexes often react with terminal alkynes to give metallacyclobutadienes and deprotonated metallacyclobutadienes,³² which can initiate the polymerization of terminal alkynes. Carbyne complexes of types $\text{L}_n\text{MR}(\equiv\text{CR}')$ can react with terminal alkynes $\text{R}''\text{C}\equiv\text{CH}$ to give carbene complexes $\text{L}_n\text{M}(\equiv\text{CRR}')(\eta^2\text{-R}''\text{C}\equiv\text{CH})$,³³ or $\text{L}_n\text{M}(\equiv\text{CR}')(\text{CH}=\text{CRR}'')$.³⁴ Strained carbynes such as osmallypentaynes can undergo $[2 + 2]$ cycloaddition reactions with terminal alkynes to afford metallacyclobutadienes derivatives.³⁵ Reactions of alkynes with CO-containing carbyne complexes can give products derived from coupling of the alkyne with carbyne and CO ligands.³⁶ The square-planar derivatives $\text{OsX}(\equiv\text{CPh})(\text{IPr})(\text{PiPr}_3)$ ($\text{X} = \text{Cl}, \text{F}$) reacted with $\text{HC}\equiv\text{CR}$ ($\text{R} = \text{Ph}, \text{CO}_2\text{Me}$) to give carbene complexes $\text{Os}(\text{C}=\text{CR})\text{Cl}(\equiv\text{CHPh})(\text{IPr})(\text{PiPr}_3)$.³⁷

The functional group compatibility of the present metathesis reactions is remarkable, considering the reported reactivity of high-valent d^0 carbyne complexes. These complexes are known to undergo Wittig-like reactions with compounds bearing a $\text{C}=\text{O}$ double bond, for example, ketones, aldehydes, esters and even CO_2 .³⁸ Additionally, they react acidic HX substrates, such as water and phenols, to form alkylidene complexes or products derived from further protonation of the alkylidene intermediates.³⁹

Theoretical studies on the selectivity of terminal alkyne metathesis reactions

Scheme 4 show a plausible mechanism for the metathesis of complexes $\text{Re}(\equiv\text{CR})\text{Cl}_2(\text{PMePh}_2)_3$ (**6'**) with alkynes $\text{HC}\equiv\text{CR}'$ to give $\text{Re}(\equiv\text{CR}')\text{Cl}_2(\text{PMePh}_2)_3$. A complex $\text{Re}(\equiv\text{CR})\text{Cl}_2(\text{PMePh}_2)_3$ (**6'**) could undergo a substitution reaction with $\text{HC}\equiv\text{CR}'$ to give the alkyne-carbyne complex $\text{Re}(\equiv\text{CR})(\eta^2\text{-HC}\equiv\text{CR}')\text{Cl}_2(\text{PMePh}_2)_2$ (**7'**) which could evolve to the metallacyclobutadiene complex **8'(β)**. Subsequent cyclo-reversion of **8'(β)** would produce the alkyne-carbyne complex **9'**, which could react with PMePh_2 to give the substituted carbyne complex **6''**. In principle, the alkyne-carbyne complex $\text{Re}(\equiv\text{CR})(\eta^2\text{-HC}\equiv\text{CR}')\text{Cl}_2(\text{PMePh}_2)_2$ (**7'**) could also undergo a cycloaddition reaction to give the isomeric metallacyclobutadiene complex **8'(α)**,



Scheme 4 Two pathways for the metathesis reactions of $\text{Re}(\equiv\text{CR})\text{Cl}_2(\text{PMePh}_2)_3$ with terminal alkynes $\text{HC}\equiv\text{CR}'$.

which would evolve to the methylidyne complex $\text{Re}(\equiv\text{CH})\text{Cl}_2(\text{PMePh}_2)_3$ (**6'c**) via the alkyne-carbyne complex intermediate $\text{Re}(\equiv\text{CH})(\eta^2\text{-RC}\equiv\text{CR}')\text{Cl}_2(\text{PMePh}_2)_2$ (**10'**). However, the expected methylidyne complexes were never detected in our experiments.

To understand the selectivity of the metathesis reactions, we have studied the reaction profiles for metathesis reactions of terminal alkynes with model carbyne complexes of the type $\text{Re}(\equiv\text{CR})\text{Cl}_2(\text{PMe}_3)_3$. The ligand PMePh_2 was modeled by PMe_3 in the study in order to reduce the computational cost.⁴⁰

Fig. 3 shows profiles for the reaction of the model alkyl carbyne complex $\text{Re}(\equiv\text{CMe})\text{Cl}_2(\text{PMe}_3)_3$ (**6a**) with the terminal aryl alkyne $\text{HC}\equiv\text{CPh}$.⁴¹ The profiles clearly indicate that the reaction leading to the phenylcarbyne complex $\text{Re}(\equiv\text{CPh})\text{Cl}_2(\text{PMe}_3)_3$ (**6b**) and the terminal alkyne $\text{HC}\equiv\text{CMe}$ is both thermodynamically (by $6.84 \text{ kcal mol}^{-1}$) and kinetically (by $4.4 \text{ kcal mol}^{-1}$) favored over that to the methylidyne complex $\text{Re}(\equiv\text{CH})\text{Cl}_2(\text{PMe}_3)_3$ (**6c**) and the internal alkyne $\text{PhC}\equiv\text{CMe}$. The formation of phenylcarbyne complex $\text{Re}(\equiv\text{CPh})\text{Cl}_2(\text{PMe}_3)_3$ (**6b**) is thermodynamically favored (by $3.56 \text{ kcal mol}^{-1}$), while that of the methylidyne complex $\text{Re}(\equiv\text{CH})\text{Cl}_2(\text{PMe}_3)_3$ (**6c**) is thermodynamically unfavored by $3.28 \text{ kcal mol}^{-1}$. The reactions of $\text{Re}(\equiv\text{CPh})\text{Cl}_2(\text{PMe}_3)_3$ (**6b**) with $\text{HC}\equiv\text{CPh}$, $\text{Re}(\equiv\text{CMe})\text{Cl}_2(\text{PMe}_3)_3$ (**6a**) with $\text{HC}\equiv\text{CMe}$, and $\text{Re}(\equiv\text{CCH}_2\text{Ph})\text{Cl}_2(\text{PMe}_3)_3$ (**6d**) with $\text{PhC}\equiv\text{CH}$ show similar profiles (see Fig. S6, S8, and S12†). The computational results are aligning well with our

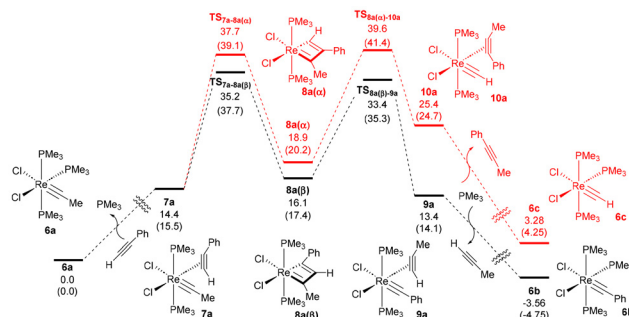


Fig. 3 The calculated energy profile for the metathesis reactions of the complex $\text{Re}(\equiv\text{CMe})\text{Cl}_2(\text{PMe}_3)_3$ (**6a**) and $\text{HC}\equiv\text{CPh}$. The relative free energies and electronic energies (in parentheses) are given in kcal mol^{-1} .



experimental observations that the methylidyne complex $\text{Re}(\equiv\text{CH})\text{Cl}_2(\text{PMePh}_2)_3$ was not detected in the reactions $\text{Re}(\equiv\text{CR})\text{Cl}_2(\text{PMePh}_2)_3$ with terminal alkynes $\text{HC}\equiv\text{CR}'$.

The thermodynamic preference for forming substituted carbyne complexes (e.g., **6b** and **9a**) over methylidyne complexes (e.g., **6c** and **10a**) may be due to the lower stability of methylidyne complexes. As indicated by hydrogenation enthalpy values, internal alkynes are generally more stable than terminal alkynes due to stabilization through hyperconjugation, inductive, and conjugation effects.⁴² The higher stability of substituted carbyne complexes relative to methylidyne complexes can be attributed to similar effects.

In general, the metallacyclobutadienes (the β -isomers, e.g. **8a(β)**) that evolve to substituted carbyne complexes were found to be more stable than the isomeric metallacyclobutadienes (the α -isomers, e.g. **8a(α)**) that evolve to methylidyne complexes. The relative stability of the isomeric metallacyclobutadiene intermediates can be partially attributed to steric effect. β -Isomers (e.g. **8a(β)**) contain a β -H and two substituents on two α -carbons. α -Isomers contain an α -H and two substituents on two adjacent carbons. Thus, α -isomers are sterically less favorable due to the steric repulsion of the neighbouring substituents. In agreement with the hypothesis, difference in the stability between the isomeric metallacyclobutadienes derived from reactions of $\text{Re}(\equiv\text{CR})\text{Cl}_2(\text{PMe}_3)_3$ with $\text{PhC}\equiv\text{CH}$ is increased from 2.8 for $\text{R} = \text{Me}$ to 5.3 kcal mol^{-1} for $\text{R} = \text{CH}_2\text{Ph}$ (see Fig. S10 and S12[†]).

Conclusion

In summary, we have successfully demonstrated that $\text{d}^2 \text{Re}(\text{v})$ carbyne complexes $\text{Re}(\equiv\text{CR})\text{Cl}_2(\text{PMePh}_2)_3$ can undergo metathesis reactions with terminal aryl and aliphatic alkynes $\text{HC}\equiv\text{CR}'$ to selectively give substituted carbyne complexes $\text{Re}(\equiv\text{CR}')\text{Cl}_2(\text{PMePh}_2)_3$ and $\text{HC}\equiv\text{CR}$. Remarkably, this is the first time that stoichiometric metathesis reactions have been shown to work with terminal alkynes bearing reactive functional groups, including aldehydes, alcohols, esters, and unprotected carboxylic acids. These findings highlight the potential for further exploration of non- d^0 carbyne complexes in the development of catalysts for terminal alkyne metathesis.

Author contributions

G. J. conceived the project and supervised the findings of this work. B. P. and W. B. carried out the syntheses and characterizations. L. C. K. performed the computations. H. H. Y. S. and I. D. W. performed the XRD. G. J., P. B., W.B. wrote the manuscript and all authors contributed to the final manuscript.

Conflicts of interest

There are no conflicts to declare.

Data availability

Crystallographic data for **3d** (CCDC no. 2413226), **5b** (CCDC no. 2413480), **5c** (CCDC no. 2413479), and **5d** (CCDC no. 2413227) have been deposited at The Cambridge Crystallographic Data Centre, and can be obtained from <https://www.ccdc.cam.ac.uk/structures/>.[†]

Acknowledgements

This work was supported by the Hong Kong Research Grants Council (Project No.: 16308721, 16302322, 16305724, 16300023). We acknowledge the support from HKUST Central High Performance Computing Cluster for providing computational resources.

References

- For recent reviews, see: (a) Y. Ge, Y. Hu, G. Duan, Y. Jin and W. Zhang, Advances and challenges in user-friendly alkyne metathesis catalysts, *Trends Chem.*, 2022, **4**, 540–533; (b) A. Fürstner, The Ascent of Alkyne Metathesis to Strategy-Level Status, *J. Am. Chem. Soc.*, 2021, **143**, 15538–15555; (c) D. Lee, I. Volchkov and S. Y. Yun, Alkyne Metathesis, *Org. React.*, 2020, **102**, 613–931; (d) H. Ehrhorn and M. Tamm, Well-Defined Alkyne Metathesis Catalysts: Developments and Recent Applications, *Chem. – Eur. J.*, 2019, **25**, 3190–3208.
- For a recent review, see: M. Cui and G. Jia, Alkyne Metathesis with $\text{d}^2 \text{Re}(\text{V})$ Alkylidyne Complexes Supported by Phosphino-Phenolates: Ligand Effect on Catalytic Activity and Applications in Ring-Closing Alkyne Metathesis, *J. Am. Chem. Soc.*, 2022, **144**, 6349–6360.
- Examples of recent work with d^0 carbyne complexes: (a) A. M. Beauchamp, J. Chakraborty, I. Ghiviriga, K. A. Abboud, D. W. Lester and A. S. Veige, Ring Expansion Alkyne Metathesis Polymerization, *J. Am. Chem. Soc.*, 2023, **145**, 22796–22802; (b) S. Chuprun, C. M. Acosta, L. Mathivathanan and K. V. Bukhryakov, Molybdenum Benzylidyne Complexes for Olefin Metathesis Reactions, *Organometallics*, 2020, **39**, 3453–3457; (c) F. Zhai, R. R. Schrock, A. H. Hoveyda and P. Muller, Syntheses of “Phosphine-Free” Molybdenum Oxo Alkylidene Complexes through Addition of Water to Alkylidyne Complexes, *Organometallics*, 2020, **39**, 2486–2492; (d) T. M. Schnabel, D. Melcher, K. Brandhorst, D. Bockfeld and M. Tamm, Unraveling the Mechanism of 1,3-Diyne Cross-Metathesis Catalyzed by Silanolate-Supported Tungsten Alkylidyne Complexes, *Chem. – Eur. J.*, 2018, **24**, 9022–9032; (e) D. P. Estes, C. P. Gordon, A. Fedorov, W.-C. Liao, H. Ehrhorn, C. Bittner, M. L. Zier, D. Bockfeld, K. W. Chan, O. Eisenstein, C. Raynaud, M. Tamm and C. Coperet, Molecular and Silica-Supported Molybdenum Alkyne Metathesis Catalysts: Influence of Electronics and



- Dynamics on Activity Revealed by Kinetics, Solid-State NMR, and Chemical Shift Analysis, *J. Am. Chem. Soc.*, 2017, **139**, 17597–17607.
- 4 Examples of recent work with non-d⁰ carbyne complexes: (a) W. Bai, K. H. Lee, H. H. Y. Sung, I. D. Williams, Z. Lin and G. Jia, Alkyne Metathesis Reactions of Rhenium(V) Carbyne Complexes, *Organometallics*, 2016, **35**, 3808–3815; (b) W. Bai, W. Wei, H. H. Y. Sung, I. D. Williams, Z. Lin and G. Jia, Syntheses of Re(V) Alkylidyne Complexes and Ligand Effect on the Reactivity of Re(V) Alkylidyne Complexes toward Alkynes, *Organometallics*, 2018, **37**, 559–569; (c) L. Y. Tsang, L. C. Kong, H. H. Y. Sung, I. D. Williams and G. Jia, Synthesis and Alkyne Metathesis Activity of Pincer Rhenium Carbyne Complexes, *Organometallics*, 2024, **43**, 849–858; (d) M. Tomasini, M. Gimferrer, L. Caporaso and A. Poater, Rhenium Alkyne Catalysis: Sterics Control the Reactivity, *Inorg. Chem.*, 2024, **63**, 5842–5851.
- 5 Selected pioneering works: (a) J. H. Wengrovius, J. Sancho and R. R. Schrock, Metathesis of acetylenes by tungsten(VI)-alkylidyne complexes, *J. Am. Chem. Soc.*, 1981, **103**, 3932–3934; (b) M. R. Churchill, J. W. Ziller, J. H. Freudenberger and R. R. Schrock, Metathesis of Acetylenes by Triphenoxytungstenacyclobutadiene Complexes and the Crystal Structure of W(C₃Et₃)[0-2,6-C₆H₃(i-Pr)₂]₃, *Organometallics*, 1984, **3**, 1554–1562; (c) J. H. Freudenberger, R. R. Schrock, M. R. Churchill, A. L. Rheingold and J. W. Ziller, Metathesis of Acetylenes by (Fluoroalkoxy)tungstenacyclobutadiene Complexes and the Crystal Structure of W(C₃Et₃)[OCH(CF₃)₂]₃. A Higher Order Mechanism for Acetylene Metathesis, *Organometallics*, 1984, **3**, 1563–1573 More recent work: (d) S. Beer, C. G. Hrib, P. G. Jones, K. Brandhorst, J. Grunenberg and M. Tamm, Efficient Room-Temperature Alkyne Metathesis with Well-Defined Imidazolin-2-iminato Tungsten Alkylidyne Complexes, *Angew. Chem., Int. Ed.*, 2007, **46**, 8890–8894; (e) J. Heppekausen, R. Stade, A. Kondoh, G. Seidel, R. Goddard and A. Fürstner, Optimized Synthesis, Structural Investigations, Ligand Tuning and Synthetic Evaluation of Silyloxy-Based Alkyne Metathesis Catalysts, *Chem. – Eur. J.*, 2012, **18**, 10281–10299; (f) J. Hillenbrand, M. Leutzsch, C. P. Gordon, C. Coperét and A. Fürstner, ¹⁸³W NMR Spectroscopy Guides the Search for Tungsten Alkylidyne Catalysts for Alkyne Metathesis, *Angew. Chem., Int. Ed.*, 2020, **59**, 21758–21768; (g) R. R. Thompson, M. E. Rotella, X. Zhou, F. R. Fronczek, O. Gutierrez and S. Lee, Impact of Ligands and Metals on the Formation of Metallacyclic Intermediates and a Nontraditional Mechanism for Group VI Alkyne Metathesis Catalysts, *J. Am. Chem. Soc.*, 2021, **143**, 9026–9039; (h) J. V. Musso, V. Gramm, S. Stein, W. Frey and M. R. Buchmeiser, Molybdenum Alkylidyne Silyloxy N-Heterocyclic Carbene Complexes – Highly Active Alkyne Metathesis Catalysts that can be Handled in Air, *Eur. J. Inorg. Chem.*, 2023, e202200649.
- 6 Selected pioneering works: (a) L. G. McCullough and R. R. Schrock, Metathesis of Acetylenes by Molybdenum(VI) Alkylidyne Complexes, *J. Am. Chem. Soc.*, 1984, **106**, 4067–4068; (b) L. McCullough, R. Schrock, J. Dewan and J. Murdzek, Preparation of Trialkoxymolybdenum(VI) Alkylidyne Complexes, Their Reactions with Acetylenes, and the X-ray Structure of Mo[C₃(CMe₃)₂][OCH(CF₃)₂]₂(C₅H₅N)₂, *J. Am. Chem. Soc.*, 1985, **107**, 5987–5998 More recent examples: (c) S. Lysenko, J. Volbeda, P. G. Jones and M. Tamm, Catalytic Metathesis of Conjugated Dienes, *Angew. Chem., Int. Ed.*, 2012, **51**, 6757–6761; (d) J. Heppekausen, R. Stade, R. Goddard and A. Fürstner, Practical New Silyloxy-Based Alkyne Metathesis Catalysts with Optimized Activity and Selectivity Profiles, *J. Am. Chem. Soc.*, 2010, **132**, 11045–11057; (e) R. R. Thompson, M. E. Rotella, P. Du, X. Zhou, F. R. Fronczek, R. Kumar, O. Gutierrez and S. Lee, Siloxide Podand Ligand as a Scaffold for Molybdenum-Catalyzed Alkyne Metathesis and Isolation of a Dynamic Metallatetrahedrane Intermediate, *Organometallics*, 2019, **38**, 4054–4059; (f) J. Hillenbrand, M. Leutzsch and A. Fürstner, Molybdenum Alkylidyne Complexes with Tripodal Silanolate Ligands: The Next Generation of Alkyne Metathesis Catalysts, *Angew. Chem., Int. Ed.*, 2019, **58**, 15690–15696; (g) J. Hillenbrand, M. Leutzsch, E. Yiannakas, C. P. Gordon, C. Wille, N. Nöthling, C. Copéret and A. Fürstner, “Canopy Catalysts” for Alkyne Metathesis: Molybdenum Alkylidyne Complexes with a Tripodal Ligand Framework, *J. Am. Chem. Soc.*, 2020, **142**, 11279–11294; (h) Y. Ge, S. Huang, Y. Hu, L. Zhang, L. He, S. Krajewski, M. Ortiz, Y. Jin and W. Zhang, Highly active alkyne metathesis catalysts operating under open air condition, *Nat. Commun.*, 2021, **12**, 1136; (i) J. Groos, P. M. Hauser, M. Koy, W. Frey and M. R. Buchmeiser, Highly Reactive Cationic Molybdenum Alkylidyne N-Heterocyclic Carbene Catalysts for Alkyne Metathesis, *Organometallics*, 2021, **40**, 1178–1184; (j) Z. J. Berkson, L. Lätsch, J. Hillenbrand, A. Fürstner and C. Copéret, Classifying and Understanding the Reactivities of Mo-Based Alkyne Metathesis Catalysts from ⁹⁵Mo NMR Chemical Shift Descriptors, *J. Am. Chem. Soc.*, 2022, **144**, 15020–15025; (k) J. Hillenbrand, J. N. Korber, M. Leutzsch, N. Nöthling and A. Fürstner, Canopy Catalysts for Alkyne Metathesis: Investigations into a Bimolecular Decomposition Pathway and the Stability of the Podand Cap, *Chem. – Eur. J.*, 2021, **27**, 14025–14033; (l) J. Korber, C. Wille, M. Leutzsch and A. Fürstner, From the Glovebox to the Benchtop: Air-Stable High Performance Molybdenum Alkylidyne Catalysts for Alkyne Metathesis, *J. Am. Chem. Soc.*, 2023, **145**, 26993–27009.
- 7 (a) M. Cui, W. Bai, H. H. Y. Sung, I. D. Williams and G. Jia, Robust Alkyne Metathesis Catalyzed by Air Stable d² Re(V) Alkylidyne Complexes, *J. Am. Chem. Soc.*, 2020, **142**, 13339–13344; (b) M. Cui, H. H. Y. Sung, I. D. Williams and G. Jia, Alkyne Metathesis with d² Re(V) Alkylidyne Complexes Supported by Phosphino-Phenolates: Ligand Effect on



- Catalytic Activity and Applications in Ring-Closing Alkyne Metathesis, *J. Am. Chem. Soc.*, 2022, **144**, 6349–6360; (c) M. Cui, J. Huang, L. Y. Tsang, H. H. Y. Sung, I. D. Williams and G. Jia, Exploring efficient and air-stable d^2 Re(V) alkyldiyne catalysts: toward room temperature alkyne metathesis, *Chem. Sci.*, 2024, **15**, 18318–18326.
- 8 (a) J. L. Sutro and A. Fürstner, Total Synthesis of the Allenic Macrolide (+)-Archangiumide, *J. Am. Chem. Soc.*, 2024, **146**, 2345–2350; (b) T. Varlet, S. Portmann and A. Fürstner, Total Synthesis of Njaoamine C by Concurrent Macrocyclic Formation, *J. Am. Chem. Soc.*, 2023, **145**, 21197–21202; (c) J. Tang, W. Li, T. Y. Chiu, F. Martinez-Pena, Z. Luo, C. T. Chong, Q. Wei, N. Gazaniga, T. J. West, Y. Y. See, L. L. Lairson, C. G. Parker and P. S. Baran, Synthesis of portimines reveals the basis of their anti-cancer activity, *Nature*, 2023, **622**, 507–513; (d) Z. Meng, S. M. Spohr, S. Tobegen, C. Farès and A. Fürstner, A Unified Approach to Polycyclic Alkaloids of the Ingenamine Estate: Total Syntheses of Keramaphidin B, Ingenamine, and Nominal Njaoamine I, *J. Am. Chem. Soc.*, 2021, **143**, 14402–14414; (e) E. Yiannakas, M. I. Grimes, J. T. Whitelegge, A. Fürstner and A. N. Hulme, An Alkyne-Metathesis-Based Approach to the Synthesis of the Anti-Malarial Macrodiolide Samroyotmycin A, *Angew. Chem., Int. Ed.*, 2021, **60**, 18504–18508; (f) A. G. Dalling, G. Späth and A. Fürstner, Total Synthesis of the Tetracyclic Pyridinium Alkaloid *epi*-Tetrahydrohalicyclamine B, *Angew. Chem., Int. Ed.*, 2022, **61**, e202209651; (g) K. Yahata and A. Fürstner, Total Synthesis of the Guangnanmycin A Alcohol, *Angew. Chem., Int. Ed.*, 2024, **63**, e202319070; (h) D. Isak, L. A. Schwartz, S. Schulthoff, G. Perez-Moreno, C. Bosch-Navarrete, D. Gonzalez-Pacanowska and A. Fürstner, Collective and Diverted Total Synthesis of the Strasseriolides: A Family of Macrolides Endowed with Potent Antiplasmodial and Antitrypanosomal Activity, *Angew. Chem., Int. Ed.*, 2024, **63**, e202408725; (i) F. Schmidt, A. Viswanathan Ammanath, F. Gotz and M. E. Maier, Synthesis of Berkeleylactone A by Ring-Closing Alkyne Metathesis, *Eur. J. Org. Chem.*, 2023, e202300615.
- 9 For reviews, see: (a) H. Yang, Y. Jin, Y. Du and W. Zhang, Application of alkyne metathesis in polymer synthesis, *J. Mater. Chem. A*, 2014, **2**, 5986–5993; (b) U. H. F. Bunz, Poly(*p*-phenyleneethynylene) by Alkyne Metathesis, *Acc. Chem. Res.*, 2001, **34**, 998–1010; (c) M. Ortiz, C. Yu, Y. Jin and W. Zhang, Poly(aryleneethynylene)s: Properties, Applications and Synthesis Through Alkyne Metathesis, *Top. Curr. Chem.*, 2017, **375**, 73–96.
- 10 Examples of recent work: (a) S. von Kugelgen, I. Piskun, J. H. Griffin, C. T. Eckdahl, N. N. Jarenwattananon and F. R. Fischer, Templated Synthesis of End-Functionalized Graphene Nanoribbons through Living Ring-Opening Alkyne Metathesis Polymerization, *J. Am. Chem. Soc.*, 2019, **141**, 11050–11058; (b) S. von Kugelgen, R. Sifri, D. Bellone and F. R. Fischer, Regioselective Carbyne Transfer to Ring-Opening Alkyne Metathesis Initiators Gives Access to Telechelic Polymers, *J. Am. Chem. Soc.*, 2017, **139**, 7577–7585; (c) H. Jeong, S. von Kugelgen, D. Bellone and F. R. Fischer, Regioselective Termination Reagents for Ring-Opening Alkyne Metathesis Polymerization, *J. Am. Chem. Soc.*, 2017, **139**, 15509–15514.
- 11 (a) S. Huang, Z. Lei, Y. Jin and W. Zhang, By-design molecular architectures *via* alkyne metathesis, *Chem. Sci.*, 2021, **12**, 9591–9606; (b) Y. Hu, C. Wu, Q. Pan, Y. Jin, R. Lyu, V. Martinez, S. Huang, J. Wu, L. J. Wayment, N. A. Clark, M. B. Raschke, Y. Zhao and W. Zhang, RETRACTED ARTICLE: Synthesis of γ -graphyne using dynamic covalent chemistry, *Nat. Synth.*, 2022, **1**, 449–454; (c) A. J. Greenlee, H. Chen, C. I. Wendell and J. S. Moore, Tandem Imine Formation and Alkyne Metathesis Enabled by Catalyst Choice, *J. Org. Chem.*, 2022, **87**, 8429–8436; (d) X. Jiang, J. D. Laffoon, D. Chen, S. Perez-Estrada, A. S. Danis, J. Rodriguez-Lopez, M. A. Garcia-Garibay, J. Zhu and J. S. Moore, Kinetic Control in the Synthesis of a Möbius Tris((ethynyl)[5]helicene) Macrocycle Using Alkyne Metathesis, *J. Am. Chem. Soc.*, 2020, **142**, 6493–6498; (e) S. Huang, J. Y. Choi, Q. Xu, Y. Jin, J. Park and W. Zhang, Carbazolyene-Ethynylene Macrocycle based Conductive Covalent Organic Frameworks, *Angew. Chem., Int. Ed.*, 2023, **62**, e202303538.
- 12 R. Lhermet and A. Fürstner, Cross-Metathesis of Terminal Alkynes, *Chem. – Eur. J.*, 2014, **20**, 13188–13193.
- 13 For early work: (a) O. Coutelier and A. Mortreux, Terminal Alkyne Metathesis: A Further Step Towards Selectivity, *Adv. Synth. Catal.*, 2006, **348**, 2038–2042; (b) O. Coutelier, G. Nowogrocki, J.-F. Paul and A. Mortreux, Selective Terminal Alkyne Metathesis: Synthesis and Use of a Unique Triple Bonded Dinuclear Tungsten Alkoxy Complex Containing a Hemilabile Ligand, *Adv. Synth. Catal.*, 2007, **349**, 2259–2263.
- 14 P. Persich, J. Llaveria, R. Lhermet, T. de Haro, R. Stade, A. Kondoh and A. Fürstner, Increasing the Structural Span of Alkyne Metathesis, *Chem. – Eur. J.*, 2013, **19**, 13047–13058.
- 15 F. Ungeheuer and A. Fürstner, Concise Total Synthesis of Ivorenolide B, *Chem. – Eur. J.*, 2015, **21**, 11387–11392.
- 16 J. Willwacher and A. Fürstner, Catalysis-Based Total Synthesis of Putative Mandelalide A, *Angew. Chem., Int. Ed.*, 2014, **53**, 4217–4221.
- 17 J. Willwacher, B. Heggen, C. Wirtz, W. Thiel and A. Fürstner, Total Synthesis, Stereochemical Revision, and Biological Reassessment of Mandelalide A: Chemical Mimicry of Intrafamily Relationships, *Chem. – Eur. J.*, 2015, **21**, 10416–10430.
- 18 C. Bittner, H. Ehrhorn, D. Bockfeld, K. Brandhorst and M. Tamm, Tuning the Catalytic Alkyne Metathesis Activity of Molybdenum and Tungsten 2,4,6-Trimethylbenzylidyne Complexes with Fluoroalkoxide Ligands $OC(CF_3)_nMe_{3-n}$ ($n = 0-3$), *Organometallics*, 2017, **36**, 3398–3406.
- 19 B. Haberlag, M. Freytag, C. G. Daniliuc, P. G. Jones and M. Tamm, Efficient Metathesis of Terminal Alkynes, *Angew. Chem., Int. Ed.*, 2012, **51**, 13019–13022.



- 20 D. P. Estes, C. Bittner, Ö. Àrias, M. Casey, A. Fedorov, M. Tamm and C. Copéret, Alkyne Metathesis with Silica-Supported and Molecular Catalysts at Parts-per-Million Loadings, *Angew. Chem., Int. Ed.*, 2016, **55**, 13960–13964.
- 21 C. Bittner, D. Bockfeld and M. Tamm, Formation of alkyne-bridged ferrocenophanes using ring-closing alkyne metathesis on 1,1'-diacetylenic ferrocenes, *J. Org. Chem.*, 2019, **15**, 2534–2543.
- 22 S. Hötling, C. Bittner, M. Tamm, S. Dähn, J. Collatz, J. L. M. Steidle and S. Schulz, Identification of a Grain Beetle Macrolide Pheromone and Its Synthesis by Ring-Closing Metathesis Using a Terminal Alkyne, *Org. Lett.*, 2015, **17**, 5004–5007.
- 23 A. Neitzel, T. Ludwig, D. Bockfeld, T. Bannenberg and M. Tamm, Importance of Ligand Fine-Tuning: Alkyne Metathesis with Molybdenum Alkylidyne Complexes Supported by Phenyl-*tert*-butoxysilanolate Ligand, *Organometallics*, 2025, **44**, 255–267.
- 24 A. Mortreux, F. Petit, M. Petit and T. Szymanska-Buzar, Reactions of W(CCMe₃)(OCMe₃)₃ with terminal alkynes: metathesis and polymerization, *J. Mol. Catal. A: Chem.*, 1995, **96**, 95–105.
- 25 H. Strutz, J. C. Dewan and R. R. Schrock, Reaction of Mo(CCMe₃)[OCH(CF₃)₂]₃(dimethoxyethane) with *tert*-butylacetylene, an aborted acetylene polymerization, *J. Am. Chem. Soc.*, 1985, **107**, 5999–6005.
- 26 K. Weiss, R. Goller and G. Loessel, Alkene metathesis and alkyne polymerization with the carbyne complex Cl₃(dme)W≡CCMe₃, *J. Mol. Catal.*, 1998, **46**, 267–275.
- 27 A. Bray, A. Mortreux, F. Petit, M. Petit and T. Szymanska-Buzar, Metathesis vs. polymerization of terminal acetylenes over [W(CBu-*tert*)(OBU-*tert*)₃], *J. Chem. Soc., Chem. Commun.*, 1993, 197–199.
- 28 L. McCullough, R. R. Schrock, J. Dewan and J. Murdzek, Preparation of Trialkoxymolybdenum(VI) Alkylidyne Complexes, Their Reactions with Acetylenes, and the X-ray Structure of Mo[C₃(CMe₃)₂][OCH(CF₃)₂]₂(C₅H₅N)₂, *J. Am. Chem. Soc.*, 1985, **107**, 5987–5998.
- 29 (a) L. M. Atagi, S. C. Critchlow and J. M. Mayer, Reactivity of the Tungsten Carbyne W(≡CCH₃)Cl(PMe₃)₄: Double Carbonylation, Carbyne-Alkyne Complexes, and Stoichiometric Acetylene Metathesis, *J. Am. Chem. Soc.*, 1992, **114**, 9223–9224; (b) L. M. Atagi and J. M. Mayer, Reactions of the Tungsten—Carbyne Complex W(=CMe)Cl(PMe₃)₄ with pi-Acceptor Ligands: Carbon Monoxide, Alkynes, and Alkenes, *Organometallics*, 1994, **13**, 4794–4803.
- 30 C. Shi and G. Jia, Chemistry of rhenium carbyne complexes, *Coord. Chem. Rev.*, 2013, **257**, 666–701.
- 31 For examples of recent work on carbyne complexes: (a) P. Probst, J. Groos, D. Wang, A. Beck, K. Gugeler, J. Kaestner, W. Frey and M. R. Buchmeiser, Stereoselective Ring Expansion Metathesis Polymerization with Cationic Molybdenum Alkylidyne N-Heterocyclic Carbene Complexes, *J. Am. Chem. Soc.*, 2024, **146**, 8435–8446; (b) M. L. Buil, M. A. Esteruelas, E. Onate and N. R. Picazo, Unequivocal Characterization of an Osmium Complex with a Terminal Sulfide Ligand and Its Transformation into Hydrosulfide and Methylsulfide, *Inorg. Chem.*, 2024, **63**, 5779–5782; (c) M. Z. Corovic, *et al.*, Understanding the Carbyne Formation from C₂H₂ Complexes, *J. Am. Chem. Soc.*, 2024, **146**, 32392–32402; (d) Q. Li, *et al.*, Isolation, Reactivity, and Tunable Properties of a Strained Antiaromatic Osmacycle, *J. Am. Chem. Soc.*, 2023, **145**, 7580–7591; (e) J. Rao, S. Dong, C. Yang, Q. Liu, X. Leng, D. Wang, J. Zhu and L. Deng, A Triplet Iron Carbyne Complex, *J. Am. Chem. Soc.*, 2023, **145**, 25766–25775; (f) X. Cheng, P. Wang, S. Zheng, Q. Cao, Y. Hua, G. He and J. Chen, Synthesis and Characterization of a Rhenanaphthalene Isomer, *Chem. – Eur. J.*, 2023, **29**, e202300914; (g) M. A. Esteruelas, E. Oñate and S. Paz, Rupe-Type Rearrangement Intercepted by Diels–Alder Cycloaddition on Osmium, *Organometallics*, 2023, **42**, 1963–1977; (h) M. L. Buil, M. A. Esteruelas, E. Oñate and N. R. Picazo, Osmathiazole Ring: Extrapolation of an Aromatic Purely Organic System to Organometallic Chemistry, *Organometallics*, 2023, **42**, 327–338; (i) F. P. Huang, Z. W. Yan, X. J. Zheng, Y. P. Cai, H. Zhang and H. P. Xia, One-Pot Synthesis of High-Strained Metal Vinylidene and Metal Carbyne, *Chem. – Eur. J.*, 2022, **28**, e202201229; (j) F.-H. Cui, Y. H. Hua, Y.-M. Lin, J. W. Fei, L.-H. Gao, X. D. Zhao and H. P. Xia, Selective Difunctionalization of Unactivated Aliphatic Alkenes Enabled by a Metal–Metallaaromatic Catalytic System, *J. Am. Chem. Soc.*, 2022, **144**, 2301–2310; (k) L. K. Burt, A. F. Hill and S. L. Jones, Thiocarbonylphosphorane and arsorane ligands, *Chem. Commun.*, 2022, **58**, 11091–11094; (l) M. L. Buil, M. A. Esteruelas, E. Oñate and N. R. Picazo, Dissimilarity in the Chemical Behavior of Osmaoxazolium Salts and Osmaoxazoles: Two Different Aromatic Metalladiheterocycles, *Organometallics*, 2021, **40**, 4150–4162.
- 32 (a) M. G. Jafari, J. B. Russell, H. Lee, B. Pudasaini, D. Pal, Z. Miao, M. R. Gau, P. J. Carroll, B. S. Sumerlin and A. S. Veige, Vanadium Alkylidyne Initiated Cyclic Polymer Synthesis: The Importance of a Deprotiovanadacyclobutadiene Moiety, *J. Am. Chem. Soc.*, 2024, **146**, 2997–3009; (b) H. Ehrhorn, D. Bockfeld, M. Freytag, T. Bannenberg and C. E. Matthias, Studies on Molybdena- and Tungstenacyclobutadiene Complexes Supported by Fluoroalkoxy Ligands as Intermediates of Alkyne Metathesis, *Organometallics*, 2019, **38**, 1627–1639; (c) R. R. Schrock, High-Oxidation-State Molybdenum and Tungsten Alkylidyne Complexes, *Acc. Chem. Res.*, 1986, **19**, 342–348.
- 33 (a) V. K. Jakhar, Y.-H. Shen, S.-M. Hyun, A. M. Esper, I. Ghiviriga, K. A. Abboud, D. W. Lester and A. S. Veige, Improved Trianionic Pincer Ligand Synthesis for Cyclic Polymer Catalysts, *Organometallics*, 2023, **42**, 1339–1346; (b) C. D. Roland, T. Zhang, S. VenkatRamani, I. Ghiviriga and A. S. Veige, A catalytically relevant intermediate in the synthesis of cyclic polymers from alkynes, *Chem. Commun.*,



- 2019, **55**, 13697–13700; (c) C. D. Roland, S. VenkatRamani, V. K. Jakhar, I. Ghiviriga, K. A. Abboud and A. S. Veige, Synthesis and Characterization of a Molybdenum Alkylidyne Supported by a Trianionic OCO^{3-} Pincer Ligand, *Organometallics*, 2018, **37**, 4500–4505.
- 34 (a) J. Chen, Z. Huang, Y. Hua, H. Zhang and H. Xia, Synthesis of Five-Membered Osmacycles with Osmium–Vinyl Bonds from Hydrido Alkenylcarbyne Complexes, *Organometallics*, 2015, **34**, 340–347; (b) R. Castro-Rodrigo, M. A. Esteruelas, A. M. López and E. Oñate, Reactions of a Dihydrogen Complex with Terminal Alkynes: Formation of Osmium–Carbyne and –Carbene Derivatives with the Hydridotris(pyrazolyl)borate Ligand, *Organometallics*, 2008, **27**, 3547–3555.
- 35 (a) C. Zhu, Y. Yang, M. Luo, C. Yang, J. Wu, L. Chen, G. Liu, T. Wen, J. Zhu and H. Xia, Stabilizing Two Classical Antiaromatic Frameworks: Demonstration of Photoacoustic Imaging and the Photothermal Effect in Metalla-aromatics, *Angew. Chem., Int. Ed.*, 2015, **54**, 6181–6185; (b) K. Zhuo, Y. Liu, K. Ruan, Y. Hua, Y.-M. Lin and H. Xia, Ring contraction of metallacyclobutadiene to metallacyclopentene driven by π - and σ -aromaticity relay, *Nat. Synth.*, 2023, **2**, 67–75; (c) C. Zhu, J. Zhu, X. Zhou, Q. Zhu, Y. Yang, T. B. Wen and H. Xia, Isolation of an Eleven-Atom Polydentate Carbon-Chain Chelate Obtained by Cycloaddition of a Cyclic Osmium Carbyne with an Alkyne, *Angew. Chem., Int. Ed.*, 2018, **57**, 3154–3157; (d) Y. Cai, Y. Hua, Z. Lu, J. Chen, D. Chen and H. Xia, Metallacyclobutadienes: Intramolecular Rearrangement from Kinetic to Thermodynamic Isomers, *Adv. Sci.*, 2024, **11**, 2403940; (e) Z. Lu, C. Zhu, Y. Cai, J. Zhu, Y. Hua, Z. Chen, J. Chen and H. Xia, Metallapentalenofurans and Lactone-Fused Metallapentalynes, *Chem. – Eur. J.*, 2017, **23**, 6426–6431.
- 36 (a) A. Mayr, K. S. Lee and B. Kahr, Linkage of Alkylidyne, Carbonyl, and Alkyne Ligands at a Tungsten Center to Form a Metallacyclopentadienone and an η^3 -Oxocyclobutenyl Complex, *Angew. Chem., Int. Ed. Engl.*, 1988, **27**, 1730–1731; (b) M. Sivavec and T. J. Katz, Synthesis of phenols from metal-carbynes and diynes, *Tetrahedron Lett.*, 1985, **26**, 2159–2162.
- 37 M. L. Buil, J. J. F. Cardo, M. A. Esteruelas and E. Oñate, Square-Planar Alkylidyne–Osmium and Five-Coordinate Alkylidene–Osmium Complexes: Controlling the Transformation from Hydride-Alkylidyne to Alkylidene, *J. Am. Chem. Soc.*, 2016, **138**, 9720–9728.
- 38 See for example: (a) J. H. Freudenberger and R. R. Schrock, Wittig-Like Reactions of Tungsten Alkylidyne Complexes, *Organometallics*, 1986, **5**, 398–400; (b) T. Kurogi, B. Pinter and D. J. Mindiola, Methylidyne Transfer Reactions with Niobium, *Organometallics*, 2018, **37**, 3385–3388; (c) S. A. Gonsales, M. E. Pascualini, I. Ghiviriga, K. A. Abboud and A. S. Veige, Fast “Wittig-Like” Reactions As a Consequence of the Inorganic Enamine Effect, *J. Am. Chem. Soc.*, 2015, **137**, 4840–4845; (d) V. Jakhar, D. Pal, K. A. Abboud, D. W. Lester, B. S. Sumerlin and A. S. Veige, Tethered Tungsten-Alkylidenes for the Synthesis of Cyclic Polynorbornene via Ring Expansion Metathesis: Unprecedented Stereoselectivity and Trapping of Key Catalytic Intermediates, *J. Am. Chem. Soc.*, 2021, **143**, 1235–1246.
- 39 See for example: (a) J. H. Freudenberger and R. R. Schrock, Preparation of Di-*tert*-butoxytungsten(VI) Alkylidene Complexes by Protonation of Tri-*tert*-butoxytungsten(VI) Alkylidene Complexes, *Organometallics*, 1985, **4**, 1937–1944; (b) F. Zhai, K. V. Bukhryakov, R. R. Schrock, A. H. Hoveyda, C. Tsay and P. Müller, Syntheses of Molybdenum Oxo Benzylidene Complexes, *J. Am. Chem. Soc.*, 2018, **140**, 13609–13613; (c) J. Hillenbrand, M. Leutzsch, C. P. Gordon, C. Copéret and A. Fürstner, ^{183}W NMR Spectroscopy Guides the Search for Tungsten Alkylidyne Catalysts for Alkyne Metathesis, *Angew. Chem., Int. Ed.*, 2020, **59**, 21758–21768; (d) P. M. Hauser, J. V. Musso, W. Frey and M. R. Buchmeiser, Cationic Tungsten Oxo Alkylidene *N*-Heterocyclic Carbene Complexes via Hydrolysis of Cationic Alkylidyne Progenitors, *Organometallics*, 2021, **40**, 927–937.
- 40 As reported in ref. 4b, when PMePh_2 is modelled by PMe_3 , the substitution of the phosphine with an alkyne to form an alkyne–alkylidyne intermediate becomes appreciably more difficult. However, the profile for the cycloaddition reactions of alkyne–alkylidyne intermediates is less influenced.
- 41 The selectivity of the metathesis reaction is not affected by the ligand substitution steps. Therefore, the calculated profiles for the ligand substitution steps are omitted in Fig. 3 for clarity. The details can be found in the ESI.†
- 42 (a) D. W. Rogers, O. A. Dagdagan and N. L. Allinger, Heats of Hydrogenation and Formation of Linear Alkynes and a Molecular Mechanics Interpretation, *J. Am. Chem. Soc.*, 1979, **101**, 671–676; (b) D. W. Rogers, A. A. Zavitsas and N. Matsunaga, G3(MP2) Enthalpies of Hydrogenation, Isomerization, and Formation of Extended Linear Polyacetylenes, *J. Phys. Chem. A*, 2005, **109**, 9169–9173.

