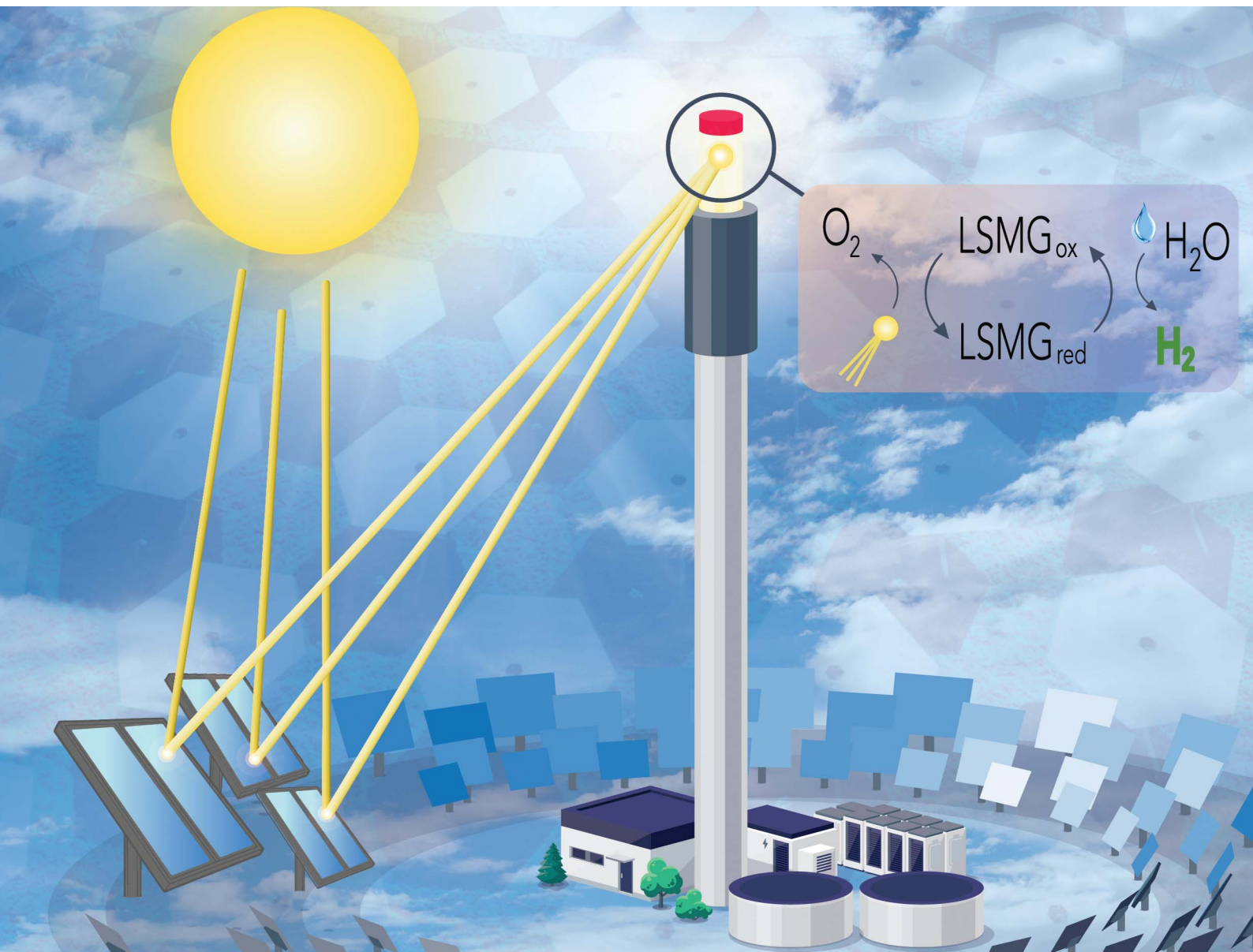


EES Solar

rsc.li/EESSolar



ISSN 3033-4063

PAPER

Jonathan R. Scheffe *et al.*
Thermodynamic properties, defect equilibria, and water
splitting behavior of Ga-doped LSM perovskite


 Cite this: *EES Sol.*, 2025, 1, 267

Thermodynamic properties, defect equilibria, and water splitting behavior of Ga-doped LSM perovskite†

 Dylan C. McCord,^a Caroline M. Hill,^a Francesca Barbieri,^a Elizabeth J. Gager,^b Juan C. Nino^b and Jonathan R. Scheffe^{b*}

Solar thermochemical hydrogen (STCH) production via thermochemical redox cycling of metal oxides is a promising pathway for production of green hydrogen. Understanding the intrinsic thermodynamic properties of metal oxide candidates employed in these cycles is vital for better understanding process techno-economics and reactor design. Herein, for the candidate Ga-doped La–Sr–Mn perovskite water splitting oxide (La_{0.6}Sr_{0.4})_{0.95}Mn_{0.8}Ga_{0.2}O_{3–δ} (LSMG6482), we present a detailed characterization of the partial molar thermodynamic properties, defect equilibria, and water splitting behavior. Measurements of equilibrium oxygen non-stoichiometry (δ) were obtained from thermogravimetric relaxation experiments to describe the equilibrium behavior of LSMG6482 (and CeO_{2–δ} as a reference) in a pO_2 range of $10^{-6.84}$ atm $\leq pO_2 \leq 10^{-2.94}$ atm and a temperature range of 1200 °C $\leq T \leq 1400$ °C. From this data, the partial molar changes of enthalpy and entropy ($\Delta\bar{h}_o$ and $\Delta\bar{s}_o$), were extracted by fitting the experimental data to an oxygen defect model, and through Van't Hoff analysis were compared to prior published Al-doped La–Sr–Mn perovskites. It was found that the magnitude of $\Delta\bar{h}_o$ and $\Delta\bar{s}_o$ was greater than those of Al-doped LSM perovskites at $\delta \geq 0.1$, with $\Delta\bar{h}_o(\delta = 0.1) = 286$ kJ mol⁻¹ and $\Delta\bar{s}_o(\delta = 0.1) = 132$ J mol⁻¹ K⁻¹. An Ellingham diagram and water splitting model was developed using $\Delta\bar{h}_o$ and $\Delta\bar{s}_o$ to observe trends in H₂ yield and steam conversion to identify suitable operating conditions for LSMG6482 and contrasted with the state-of-the-art CeO_{2–δ}. Overall, it was found that LSMG6482 is most suitable for cycling under smaller temperature swings than ceria and is suitable for lower reduction temperature operation (~ 1300 °C vs. ~ 1500 °C), but at the expense of low steam conversion to H₂.

Received 21st January 2025

Accepted 21st April 2025

DOI: 10.1039/d5el00008d

rsc.li/EESolar

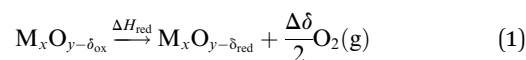
Broader context

As solar penetration in the power sector increases, long- and short-term storage strategies become an increasingly important complement. H₂ has been identified as a potentially cost-effective solution with high energy density and is important not only as a potential seasonal and short-term storage strategy, but also as a renewable energy vector that can enable sustainable liquid fuels. The DOE has a target cost of green H₂ of \$ kg⁻¹ by 2030, but there are still several technological barriers preventing this from being realized. In the short term, electrolysis offers the most practical path to economical green H₂ due to its technological maturity, but there are several competing technologies with lower TRL that can enable cheaper H₂. Solar thermochemical H₂ production, which this paper is concerned with, utilizes solar heat and a potentially higher overall efficiency because of its ability to utilize the entire solar spectrum. But current limitations exist surrounding the redox active materials that enable this technology. There is a push to decrease operating temperatures below 1400 °C like the herein utilized LSMG perovskite is capable. But to integrate this into real systems, better understanding of the thermodynamic properties needs to be realized, which this paper aims to accomplish.

Introduction

Thermochemical redox cycling has been shown to be a promising method for the conversion of solar energy, water and carbon dioxide into fungible, drop in renewable fuels or green

hydrogen.¹ Specifically for green hydrogen production, the dissociation of water at temperatures accessible through concentrating solar energy can be achieved through two-step thermochemical redox cycling of metal oxides described by the reactions shown in eqn (1) and eqn (2), for a non-stoichiometric, generic metal oxide M_xO_{y–δ}.


^aDepartment of Mechanical and Aerospace Engineering, University of Florida, Gainesville, Florida, 32611, USA. E-mail: jscheffe@ufl.edu

^bDepartment of Materials Science and Engineering, University of Florida, Gainesville, Florida, 32611, USA

 † Electronic supplementary information (ESI) available. See DOI: <https://doi.org/10.1039/d5el00008d>


The first step (eqn. (1)) utilizes concentrated solar energy to provide high quality heat to drive an endothermic reduction reaction in which $O_2(g)$ evolves from the metal oxide, leaving it in a state of oxygen deficiency, with oxygen non-stoichiometry of δ_{red} . The amount of oxygen released ($\Delta\delta/2$) is dependent on the initial oxygen non-stoichiometry prior to reduction, δ_i . In the second step (eqn. (2)), steam is reacted with the reduced metal oxide, resulting gaseous H_2 in the amount $\delta_{red} - \delta_{ox}$, or $\Delta\delta$, an exothermic process. Oxidation can also be initiated using CO_2 or co-fed H_2O and CO_2 to produce H_2 and CO , or syngas, the building blocks for synthetic hydrocarbon fuels.² Typically, reduction is performed at high temperatures ($T_{red} \geq 1773$ K) in a sweep gas of low oxygen potential. The oxidation reaction is usually performed at lower temperatures ($T_{ox} \leq 1273$ K), where oxidation is more thermodynamically favorable.³ Alternatively, the oxidation reaction can be performed at higher temperatures, approaching $T_{ox} \approx T_{red}$ (so called isothermal operation) to limit the required sensible heating input of the oxide between reactions, though this requires excess steam to drive the reaction.⁴⁻⁶

Ceria ($CeO_{2-\delta}$) is typically regarded as the state-of-the-art metal oxide for solar thermochemical hydrogen (STCH) production due to its stability at high temperatures, favorable oxidation thermodynamics, and fast kinetics.^{1,3} These attributes have resulted in solar to fuel efficiencies as high as 5.25% by Marxer *et al.* using a 4 kW reactor performing CO_2 splitting cycles and 5.60% by Zoller *et al.* using a 50 kW reactor.^{7,8} The solar to fuel efficiency, however, is limited largely by the small reduction extent (~ 0.1) that can be achieved using ceria without surpassing 1500 °C, beyond which optical efficiencies suffer and experimental complexity increases due to oxide and reactor instabilities.⁹ The magnitude of δ_{red} and δ_{ox} at a given temperature and oxygen partial pressure (pO_2) are dictated by the partial molar enthalpy ($\Delta\bar{h}_o$) and entropy ($\Delta\bar{s}_o$) and of the metal oxide during oxygen exchange.¹⁰⁻¹² The small reduction extent of ceria is due to its high $\Delta\bar{h}_o$ (~ 430 kJ mol⁻¹).^{13,14} On the other hand, ceria has a large $\Delta\bar{s}_o$ (~ 200 J mol⁻¹ K⁻¹) which is desirable because it limits the difference required between T_{red} and T_{ox} (ΔT).¹⁰

Techno-economic studies have shown that it is imperative to improve the solar to fuel efficiency beyond that achievable with ceria.¹⁵ Perovskite metal oxides ($ABO_{3-\delta}$) have been identified as a class of materials highly attractive to STCH processes due to the tunability of their partial molar thermodynamic properties through doping strategies.¹⁶⁻¹⁸ The $LaMnO_{3-\delta}$ in particular has proven to be a promising base metal oxide for doping and tuning water splitting behavior.¹⁹ Sr doping on the A-site of $LaMnO_{3-\delta}$ (LSM) was shown by Scheffe *et al.* to promote favorability toward reduction, reaching reduction extents up to $6.5 \times$ that of ceria at 1600 K using $La_{0.6}Sr_{0.4}MnO_{3-\delta}$, or LSM40.¹⁶ Other additional A- and B- site doping schemes have been investigated including the Al-doped (LSMA) and Ca-Al doped (LCMA) systems which each showed an improvement in water splitting performance over the base LSM system.^{17,20} Takacs *et al.* and Ezbiri *et al.* characterized the partial molar thermodynamic properties of these materials under different doping concentrations through a combination of thermogravimetry and oxygen defect modeling.^{11,12} Overall, the doped $LaMnO_{3-\delta}$ perovskites have small Δ (~ 275 kJ mol⁻¹) as well as low $\Delta\bar{s}_o$,

(~ 125 J mol⁻¹ K⁻¹) relative to ceria. More recent advancements in perovskite material design beyond the $LaMnO_{3-\delta}$ system has resulted in the high-entropy perovskite oxide ($La_{1/6}Pr_{1/6}Nd_{1/6}Gd_{1/6}Sr_{1/6}Ba_{1/6}$) $MnO_{3-\delta}$ or LPNGSB_Mn with $\Delta\bar{h}_o$ and $\Delta\bar{s}_o$ ranging from 252.51–296.32 kJ mol⁻¹ and 126.95–168.85 J mol⁻¹ K⁻¹, respectively, in a δ range of 0.0025–0.04 from Liu *et al.*²¹ Qian *et al.* identified and characterized the perovskite $CaTi_{0.5}Mn_{0.5}O_{3-\delta}$ (CTM55) with $\Delta\bar{h}_o$ and $\Delta\bar{s}_o$ ranging from 213.54–284.41 kJ mol⁻¹ and 118.79–251.68 J mol⁻¹ K⁻¹, respectively, in a δ range of 0.007–0.023.²² Promising perovskites $Ca_{2/3}Ce_{1/3}Ti_{1/3}Mn_{2/3}O_{3-\delta}$, or CCTM2112, and $BaCe_{0.25}Mn_{0.75}O_{3-\delta}$, or BCM, show excellent water splitting performance under STCH conditions but have yet to be thermodynamically characterized in terms of $\Delta\bar{h}_o$ and $\Delta\bar{s}_o$.^{18,23} While most perovskites investigated in literature have shown a propensity for water splitting at conditions relevant to STCH, and importantly at lower temperature than ceria, they generally suffer in terms of steam conversion and solid phase heating requirements.

$(La_{0.6}Sr_{0.4})_{0.95}Mn_{0.8}Ga_{0.2}O_{3-\delta}$, or LSMG6482, was investigated experimentally under a variety of water splitting conditions in our prior work, demonstrating promising H_2 yields of Ga-doped LSM perovskites equal to or exceeding those of the Al-doped LSM perovskites at conditions relevant to STCH. This was motivated by computational work from Wang *et al.* that concluded B-site doping with Ga on the $LaMnO_3$ system results in an oxygen vacancy formation energy conducive to lower temperature water splitting.¹⁹ In addition, Ga-doping has been shown to stabilize the surface chemical composition compared to undoped, by preventing Sr segregation to the surface and stabilizing catalytically active surface defects that promote the binding of adsorbed hydroxides.²⁴ In our prior work, $\Delta\bar{h}_o$ and $\Delta\bar{s}_o$ were reported based on thermogravimetric data only at high pO_2 ($10^{-3.94} \leq pO_2$ (atm) $\leq 10^{-2.94}$) and were found to range from 201.84–286.89 kJ mol⁻¹ and 108.60–157.58 J mol⁻¹ K⁻¹. In this work, we expand the thermodynamic characterization of LSMG6482 to cover a broader range of conditions, especially closer to those expected during STCH oxidation (pO_2 between $\sim 10^{-4}$ to 10^{-7} atm at $T \geq 1200$ °C) by using controlled mixing of CO and CO_2 , which offers access lower pO_2 , and using ceria as a reference. Results are coupled with an oxygen defect model which provides insight toward possible oxygen defect mechanisms and serves as an interpolation method for Van't Hoff extraction of thermodynamic properties. A thermodynamic model for water splitting redox cycling using LSMG6482 is developed using Gibb's free energy relationships. Estimations of H_2 yield and H_2O conversion are presented and normalized to ceria to map appropriate and advantageous cycling conditions for LSMG6482. This work provides an expansive model of thermodynamic properties for LSMG6482, an estimation of defect mechanisms, and a map of performance metrics as functions of STCH related cycling conditions to inform future modeling and on-sun applications of the material.

Methodology

Material synthesis

$(La_{0.6}Sr_{0.4})_{0.95}(Mn_{0.8}Ga_{0.2})O_{3-\delta}$ (LSMG6482) was synthesized via solid-state method starting with powders of La_2O_3 (99.99%,



Cerac), SrCO₃ (>99.9%, Sigma-Aldrich), MnO₂ (99.99, Acros Organics), and Ga₂O₃ (99.999%, Alfa Aesar). La₂O₃ was heated to 900 °C for 1 h prior to synthesis to ensure decomposition of lanthanum hydroxide. All other precursors were dried overnight at 120 °C prior to use. Stoichiometric amounts of precursors were mixed using a unitary ball mill with yttria stabilized zirconia media for 20 h. Water was used as the solvent and 1 wt% Duramax D-3005 was added as dispersant. After mixing, the mixture was dried at 120 °C, and the powders were calcined at 1200 °C for 4 h. The resulting powders were then ground using a mortar and pestle and further annealed at 1450 °C for 6 h.

X-ray diffraction

X-ray diffraction (XRD) was collected from the powders before and after cycling experiments using the conventional Bragg-Brentano $\theta - 2\theta$ diffractometer configuration (Panalytical X'Pert Powder). The powders were ground using a mortar and pestle and sieved prior to characterization to ensure leveled samples. Characterization was performed using a Cu X-ray source with a voltage of 45 kV, step size of 0.016°, dwell time of 15 s, current of 40 mA, and 2θ value from 5° to 70°.

Thermogravimetric analysis

Isothermal relaxation experiments to extract oxidation state as a function of temperature and oxygen partial pressure (pO_2) were conducted in a vertically oriented thermogravimetric analyzer (TGA, Netzsch STA 449 F3). During each experiment, a 98.2 mg powdered LSMG6482 or CeO₂ (Alfa Aesar, ≤ 5 micron) sample was heated in a 4.4% CO₂/Ar mixture where temperature was increased at a rate of 20 °C min⁻¹ from room temperature to a set temperature between 1250 °C $\leq T \leq$ 1400 °C. Stepwise changes in pO_2 between 10^{-6.84} atm $\leq pO_2 \leq$ 10^{-3.98} atm were then implemented by controlling the ratio of CO₂/CO. The full range of CO₂/CO and the corresponding pO_2 used is tabulated in Table ESI 1.† pO_2 values were calculated using the Cantera suite in Python, and each pO_2 was maintained until the sample mass reached (or closely approached) a steady value.²⁵ pO_2 set points using CO₂/CO mixing were also validated using ceria and comparing to well-known thermodynamic equilibrium properties from Panlener *et al.*¹³ A 'blank run' with an equivalent amount of alumina powder was also conducted at each temperature to correct for buoyancy effects. The total inlet flow rate was set to 170 sccm for the duration of each experiment.

Using the change in mass (Δm) measured by the TGA, δ was calculated using eqn (3), where m_i is the initial sample mass, M_s is the molar mass of the sample, and M_o is the molar mass of monatomic oxygen.

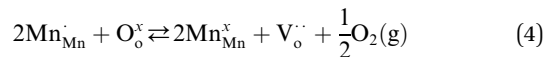
$$\delta = \frac{|\Delta m|}{m_i} \left(\frac{M_s}{M_o} \right) \quad (3)$$

Since the sample was not fully oxidized at the end of each experiment, Δm was referenced to a known state (pO_2 and temperature) determined from a separate experiment in which the sample was fully oxidized during the final step in 70% O₂ at

1000 °C. The pO_2 and temperature during all experiments using this method are shown in figure ESI 1.†

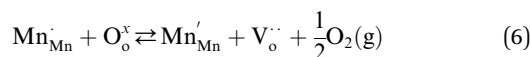
Oxygen defect modeling

Reduction of Sr-doped LaMnO_{3- δ} , or La_{1-x}Sr_xMn_{1-x}Mn_xO₃, in Kroger Vink notation, can be described by eqn (4), as demonstrated by other studies.^{11,12}



Eqn (4) describes tetravalent manganese on manganese lattice sites ($Mn_{Mn}^{\cdot\cdot}$) and oxygen atoms on oxygen lattice sites (O_o^x) in equilibrium with trivalent manganese on manganese lattice sites (Mn_{Mn}^x), doubly ionized oxygen vacancies ($V_o^{\cdot\cdot}$), and gaseous oxygen. The development of the oxygen defect model is described in detail by Takacs *et al.*¹² In short, the equilibrium constant of eqn (4) is described by eqn (5). Further, disproportionation of trivalent manganese into tetravalent and divalent manganese (Mn_{Mn}^{\cdot}) can be combined with eqn (4) to write the disproportionation reaction as seen in eqn (6). The equilibrium constant for the disproportionation reaction is shown in eqn (7).

$$K_1 = \frac{[V_o^{\cdot\cdot}][Mn_{Mn}^x]^2}{[O_o^x][Mn_{Mn}^{\cdot\cdot}]^2} \left(\frac{pO_2}{p^o} \right)^{1/2} \quad (5)$$



$$K_2 = \frac{[V_o^{\cdot}][Mn_{Mn}^{\cdot\cdot}]}{[O_o^x][Mn_{Mn}^{\cdot}]^2} \left(\frac{pO_2}{p^o} \right)^{1/2} \quad (7)$$

K_1 and K_2 can be combined and written in terms of δ , pO_2 , and doping concentration of the A-site dopant (x) and the B-site dopant (y) shown in eqn (8), derived through manganese and oxygen site balances and maintaining charge neutrality.¹¹

$$\frac{\delta^{1/2}(x+y-2\delta-1) \left(\frac{pO_2}{p^o} \right)^{1/4}}{(x-2\delta)(3-\delta)^{1/2}} = \frac{(3-\delta)^{1/2}(x+y-2\delta-1) K_2}{\delta^{1/2}(x-2\delta) \left(\frac{pO_2}{p^o} \right)^{1/4}} - K_1^{1/2} \quad (8)$$

It is assumed here, and has been shown previously for similar materials, that there exists an Arrhenius dependence of K_1 and K_2 on temperature. Thus, to facilitate global fitting of the data set, K_1 and K_2 are substituted with the functions described in eqn (9) and eqn (10).

$$K_1 = \exp\left(m_1 \frac{1000}{T} + b_1 \right) \quad (9)$$

$$K_2 = \exp\left(m_2 \frac{1000}{T} + b_2 \right) \quad (10)$$



It is clear by inspection of eqn (11) that fitting parameters m_i and b_i (where $i = 1, 2$) are proportional to the partial molar enthalpy and partial molar entropy change for single defect reactions (Δh_i° and Δs_i°) for each defect reaction.

$$-RT\ln(K_i) = \Delta h_i^\circ - T\Delta s_i^\circ \quad (i=1,2) \quad (11)$$

A-site and B-site doping concentrations, x and y respectively, were also allowed an extra degree of freedom in the fitting procedure to account for any unknown volatilization or migration of each doping species away from the bulk of the material.²⁴ In total, 6 parameters (m_1, b_1, m_2, b_2, x, y) were varied to minimize the sum of square errors (SSE) between the model and measured data using a bounded minimization MATLAB program. Convergence to a global minimum was verified by repeated, random initial guesses.

Determination of thermodynamic properties

Results from the above oxygen defect equilibria provide a means of interpolating experimentally gathered equilibrium data, which is necessary for extracting $\Delta \bar{h}_o$ and $\Delta \bar{s}_o$ as a function of δ via Van't Hoff analysis. The reduction reaction for an infinitesimally small change in δ in LSMG6482 can be written as below, here represented as a generic perovskite $\text{ABO}_{3-\delta}$.¹²

$$\lim_{\delta_{\text{red}} - \delta_{\text{ox}} \rightarrow 0} \frac{1}{\delta_{\text{red}} - \delta_{\text{ox}}} \text{ABO}_{3-\delta_{\text{ox}}} \rightarrow \frac{1}{\delta_{\text{red}} - \delta_{\text{ox}}} \text{ABO}_{3-\delta_{\text{red}}} + \frac{1}{2} \text{O}_2(\text{g}) \quad (12)$$

It can be shown that, assuming equal activity of solid products and reactants, the partial molar change in Gibb's free energy for eqn (12) at equilibrium can be described by eqn (13) through eqn (15) where K_{red} is the equilibrium constant for eqn (12), R is the universal gas constant, and δ_{red} is the equilibrium δ following the reduction reaction.²⁶

$$\Delta_r g_{\text{red}}^\circ = \Delta_r g_{\text{red}}^\circ + RT\ln(K_{\text{red}}) = 0 \quad (13)$$

$$\Delta_r g_{\text{red}}^\circ(T, p\text{O}_2) = -RT_{\text{red}}\ln(K_{\text{red}}) = -RT_{\text{red}}\ln(p\text{O}_{2,\text{red}}^{1/2}) \quad (14)$$

$$\Delta_r g_{\text{red}}^\circ(T, \delta) = \Delta \bar{h}_o(\delta_{\text{red}}) - T_{\text{red}}\Delta \bar{s}_o(\delta_{\text{red}}) \quad (15)$$

Eqn (14) and (15) can be combined and rearranged such that there is a linear relationship between inverse absolute temperature and $\ln(p\text{O}_{2,\text{red}}^{1/2})$, as shown in eqn (16).

$$\ln(p\text{O}_{2,\text{red}}^{1/2}) = -\frac{\Delta \bar{h}_o(\delta_{\text{red}})}{RT_{\text{red}}} + \frac{\Delta \bar{s}_o(\delta_{\text{red}})}{R} \quad (16)$$

It is clear by inspection, that when plotting $\ln(p\text{O}_{2,\text{red}}^{1/2})$ vs. $\frac{1}{T_{\text{red}}}$ for a given equilibrium δ_{red} , the $\Delta \bar{h}_o(\delta_{\text{red}})$ is proportional to the slope of the line by $-R$, the universal gas constant, while $\Delta \bar{s}_o(\delta_{\text{red}})$ is proportional to the y-intercept by R . This procedure was employed to extract the partial molar thermodynamic properties of LSMG6482 as a function of δ .

Water splitting activity equilibrium modeling

Water splitting activity, specifically H_2 yield and H_2O conversion under a variety of oxidation conditions, was investigated at a reduction $p\text{O}_2$ ($p\text{O}_{2,\text{red}}$) of 10^{-5} atm and reduction temperatures (T_{red}) ranging from $T_{\text{red}} = 1573$ K to $T_{\text{red}} = 1773$ K. To develop the water splitting model, the water thermolysis equilibrium constant (K_{ws}), shown in eqn (17), was utilized to obtain a relationship for equilibrium $p\text{O}_2$ in the gas phase.

$$K_{\text{ws}} = \frac{p\text{O}_{2,\text{gp}}^{1/2} p\text{H}_2}{p\text{H}_2\text{O}} = \frac{p\text{O}_{2,\text{gp}}^{1/2} n\text{H}_{2,\text{eq}}}{n\text{H}_2\text{O}_{\text{eq}}} \quad (17)$$

Here, $n\text{H}_{2,\text{eq}}$ and $n\text{H}_2\text{O}_{\text{eq}}$ are the moles of H_2 and H_2O in the gas mixture at equilibrium and $p\text{O}_{2,\text{gp}}$ is the resulting oxygen partial pressure of the gas phase during oxidation. $n\text{H}_{2,\text{eq}}$ and $n\text{H}_2\text{O}_{\text{eq}}$ are defined in eqn (18) and (19), respectively, where $n\text{H}_{2,\text{eq}}$ is defined for 1 mole of metal oxide, $n\text{H}_2\text{O}_i$ is the molar amount of input steam, and δ_{ox} is the equilibrium δ following the oxidation reaction. Further, the conversion, or α , of input steam to hydrogen is defined in eqn (20).

$$n\text{H}_{2,\text{eq}} = \delta_{\text{red}} - \delta_{\text{ox}} \quad (18)$$

$$n\text{H}_2\text{O}_{\text{eq}} = n\text{H}_2\text{O}_i - n\text{H}_{2,\text{eq}} \quad (19)$$

$$\alpha = \frac{n\text{H}_{2,\text{eq}}}{n\text{H}_2\text{O}_i} \quad (20)$$

Eqn (17) can be rearranged and combined with eqn (18) and (19) to obtain a relationship for $p\text{O}_{2,\text{gp}}$ in terms of oxidation temperature (T_{ox}), input steam, δ_{red} , and δ_{ox} , shown in eqn (21).

$$p\text{O}_{2,\text{gp}}^{1/2} = K_{\text{ws}}(T_{\text{ox}}) \frac{n\text{H}_2\text{O}_i - (\delta_{\text{red}} - \delta_{\text{ox}})}{(\delta_{\text{red}} - \delta_{\text{ox}})} \quad (21)$$

Eqn (21) can be combined with eqn (14) by equating $p\text{O}_{2,\text{red}}$ with $p\text{O}_{2,\text{gp}}$ and defining the temperature at T_{ox} to obtain the partial molar Gibb's free energy change of the oxidation of the metal oxide when considering the equilibrium constant for the reverse reaction. This can further be equated to eqn (15), taken at T_{ox} and δ_{ox} , for the reverse reaction to allow computation of all variables.

Overall, two objective equations were defined to allow probing of water splitting behavior of LSMG6482 and CeO_2 . The first, shown in eqn (22), was used to determine δ_{red} under a given, $p\text{O}_{2,\text{red}}$ and T_{red} . δ_{red} was then passed to the second equation, shown in eqn (23), which was solved to find δ_{ox} for a given input amount of steam, $n\text{H}_2\text{O}_i$ and oxidation temperature, T_{ox} . T_{ox} was varied from 400 K to T_{red} to show trends between two extreme ranges of operation: large temperature swings and isothermal cycling.

$$\Delta \bar{h}_o(\delta_{\text{red}}) - T_{\text{red}} \Delta \bar{s}_o(\delta_{\text{red}}) + RT_{\text{red}} \ln(p\text{O}_{2,\text{red}}^{1/2}) = 0 \quad (22)$$

$$\Delta \bar{h}_o(\delta_{\text{ox}}) - T_{\text{ox}} \Delta \bar{s}_o(\delta_{\text{ox}}) + RT_{\text{ox}} \ln \left(K_{\text{ws}}(T_{\text{ox}}) \frac{n\text{H}_2\text{O}_i - (\delta_{\text{red}} - \delta_{\text{ox}})}{(\delta_{\text{red}} - \delta_{\text{ox}})} \right) = 0 \quad (23)$$



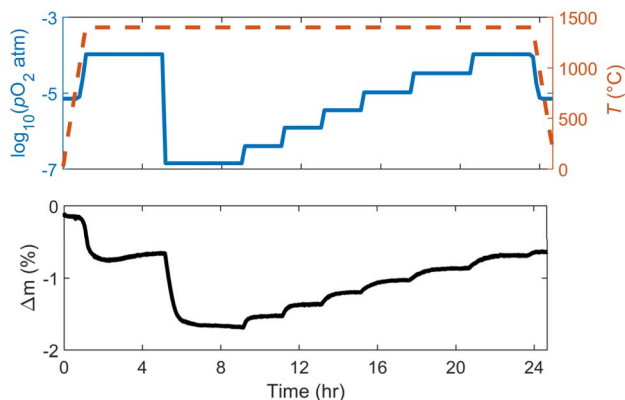


Fig. 1 Thermogravimetric results for LSMG6482 at $T = 1400\text{ }^{\circ}\text{C}$. Input conditions are shown on the top plot while mass response is shown on the bottom plot.

Results and discussion

Equilibrium mapping

An exemplary thermogravimetric response to changing $p\text{O}_2$ under a constant temperature of $T = 1400\text{ }^{\circ}\text{C}$ is shown in Fig. 1 for LSMG6482. The top plot shows the controlled conditions in the TGA while the bottom plot shows the mass response of the LSMG6482 powder. Reduction was initiated at $\sim 1000\text{ }^{\circ}\text{C}$ indicated by a decrease in mass in response to oxygen evolving from the solid. Once the isothermal temperature was reached, gas flowrates were changed such that the first target $p\text{O}_2$ was set and the initial reduction was allowed sufficient time to equilibrate, indicated by a plateau in the mass response. At 308 minutes, the CO/CO_2 flowrates corresponding to the lowest $p\text{O}_2$ were set and the material was again given sufficient time to equilibrate. Following this largest reduction, the atmosphere was changed stepwise to increase $p\text{O}_2$, which was followed each time by an increase in mass as oxygen was reincorporated into the solid. At the end of the final oxidation, the material was cooled back to room temperature at a rate of $20\text{ }^{\circ}\text{C min}^{-1}$ in the 4.4% CO_2/Ar mixture. This was repeated for temperatures ranging from $1250\text{ }^{\circ}\text{C}$ to $1400\text{ }^{\circ}\text{C}$. A summary of all equilibrium δ as a function of temperature and $p\text{O}_2$ measurements are shown in Fig. 2 as diamonds, along with higher pressure data obtained through trace oxygen mixing ($10^{-3.94}\text{ atm} \leq p\text{O}_2 \leq 10^{-2.94}\text{ atm}$) from prior work, shown as squares McCord *et al.*²⁷ $p\text{O}_2$ set points using CO_2/CO mixing are validated and compared to well-known ceria thermodynamic equilibrium properties from Panlener *et al.*¹³ and results are summarized in Fig. 2 and Table ESI 2.† They indicate $< 5\%$ difference, giving confidence in the $p\text{O}_2$ setpoints.

Material characterization

XRD patterns of LSMG powders before and after all relaxation experiments cycling are shown in Fig. 3. The pre-cycled powder crystallizes in the anticipated $R\bar{3}c$ space group with no evidence of secondary phases. After cycling, evidence of a secondary phase is observed at $\sim 29^{\circ}$ and $\sim 34^{\circ}$. Prior work showed cycling

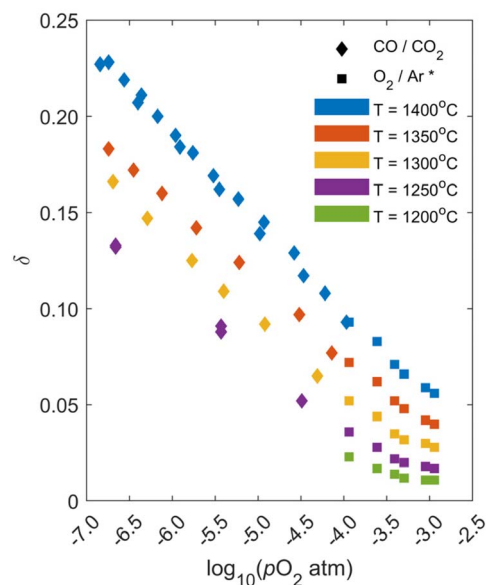


Fig. 2 Measured equilibrium δ from thermogravimetric experiments for LSMG6482 as a function of temperature and $p\text{O}_2$. Diamond markers are from this study, while square markers (marked * in legend) are from McCord *et al.*

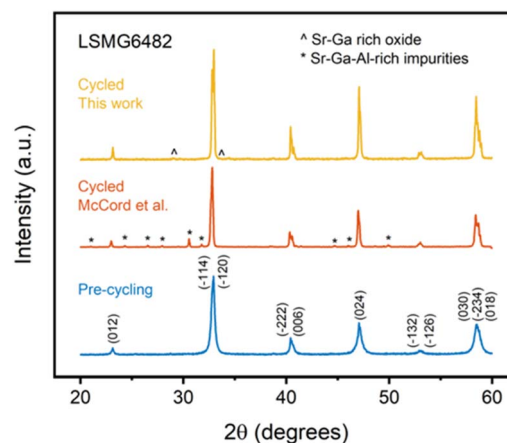


Fig. 3 XRD patterns of LSMG6482 before cycling, after cycling from a $p\text{O}_2$ of 10^{-3} atm to 10^{-4} atm (McCord *et al.*), and after cycling from a $p\text{O}_2$ of 10^{-4} atm to 10^{-7} atm . LSMG6482 forms in the perovskite structure with no secondary phases prior to cycling. Cycling causes Sr–Ga rich secondary phases to form in the material.

of LSMG at higher pressures led to a different secondary phase as a result of interaction with the alumina crucible, with the main peak identified at $\sim 30.5^{\circ}$.²⁷ The powder cycled in this experiment showed no signs of aluminum contamination. Instead, the secondary phase is reasonably matched to SrGa_2O_4 . Additionally, the peak intensity for the secondary phase is significantly smaller than prior work. This is likely due to differences in aluminum contamination due to less surface contact with the sample in this work compared to prior work that used pellets with the entire surface in contact with alumina.



Defect equilibria

The six fitted parameters, m_1 , b_1 , m_2 , b_2 , x , and y , of the oxygen defect model described in eqn (8)–(10) are shown in Table 1 and their convergence is described in Fig. 3 and ESI 4.† The resulting equilibrium behavior described by the defect model is plotted as solid lines in Fig. 4a, overlaid with experimentally obtained values. Fig. 4b shows the resulting linear relationship between $\ln(K_i)$ and $1000/T$ from the fitted slope and intercept values. Eqn (11) was used to extract the partial molar enthalpy and entropy of single defect reactions for both the reduction of Mn^{4+} to Mn^{3+} (K_1) and the disproportionation of Mn^{3+} to Mn^{4+} and Mn^{2+} (K_2). Those values are presented in Table 1 as defect reaction fitting parameters and plotted together in Fig. 4c.

Overall, the model describes the equilibrium behavior of LSM6482 well across the entire range of measured δ , with some deviation at the lower $p\text{O}_2$ for $T = 1300$ °C and at the highest $p\text{O}_2$ for $T = 1200$ °C. The final SSE between the model and measured data was 0.0026. The nominal values of x and y for LSM6482 as synthesized here with a 5% A-site deficiency are 0.38 and 0.2, respectively. Here, the best fit was obtained with fitted values of 0.36 and 0.17 indicating that the model best fits the data representative of a material with bulk deficiency in Sr and Ga. This fit may be caused by Sr segregation from the bulk and explains well the prior mentioned Ga-rich secondary phase growth from Fig. 3. AP-XPS work has indicated that the presence of Ga prevents excessive Sr segregation in the bulk as is seen with undoped LSM samples, however some degree of segregation may be expected.²⁴ The defect reaction fitting parameters for K_1 shown in Table 1 and Fig. 4c are comparable to those reported from Takacs *et al.* for LSM40 ($\Delta h_1^0 = 256.12$ kJ mol⁻¹, $\Delta s_1^0 = 98.60$ kJ mol⁻¹ K⁻¹, $\Delta h_2^0 = 314.52$ kJ mol⁻¹, $\Delta s_2^0 = 96.82$ kJ mol⁻¹ K⁻¹), the undoped B-site equivalent of LSM6482, and below those reported from Ezbiri *et al.* for LSMA6482 ($\Delta h_1^0 = 494.53$ kJ mol⁻¹, $\Delta s_1^0 = 229.55$ kJ mol⁻¹ K⁻¹, $\Delta h_2^0 = 370.91$ kJ mol⁻¹, $\Delta s_2^0 = 144.91$ kJ mol⁻¹ K⁻¹), the Al-doped analogue of LSM6482.^{11,12} This is qualitatively consistent with predictions of oxygen vacancy formation energy of varying LaMnO₃ substitutions from Wang *et al.* where the median electron vacancy formation energy is approximately 3.1 eV for A-site Sr-doped LaMnO₃, 3.75 eV for B-site Ga-doped LaMnO₃, and 3.9 eV for B-site Al-doped LaMnO₃.¹⁹

Previous applications of this defect modeling approach have involved measuring δ in $p\text{O}_2 \geq 10^{-4}$, achievable through trace oxygen mixing, and using the defect model to extrapolate to lower $p\text{O}_2$, as is done here with the 1200 °C isotherm. We have compared the effect of inclusion of lower pressure data points on the fitted residuals, and somewhat surprisingly, the fitted

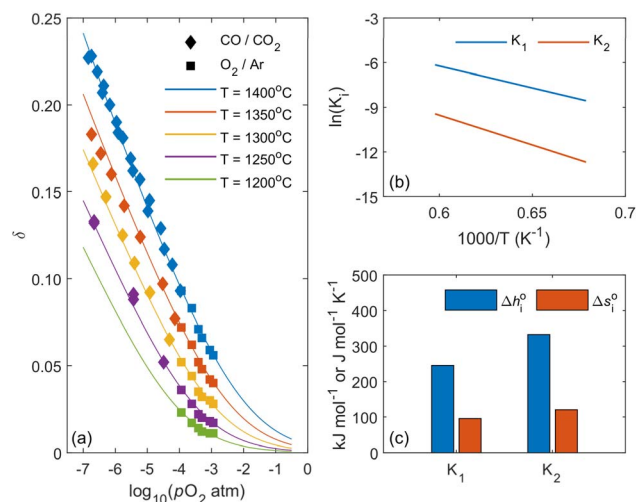


Fig. 4 Oxygen defect modeling results: (a) equilibrium model predictions are shown as solid lines for each temperature, overlaid with markers for experimental data, (b) equilibrium coefficients for each defect reaction as a function of temperature, (c) partial molar change in enthalpy and entropy for each single defect reaction.

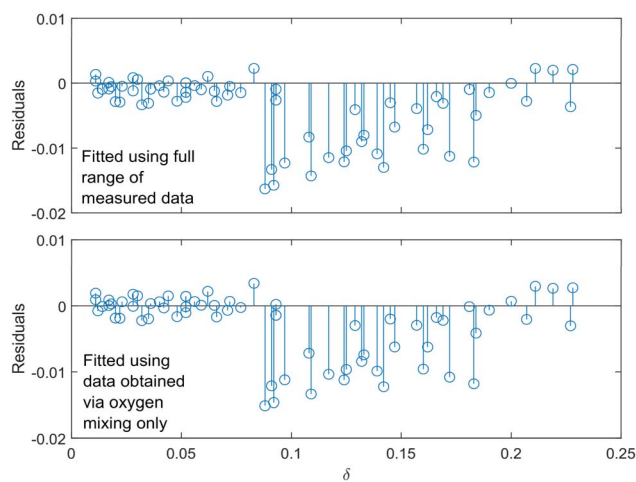


Fig. 5 Residuals of the oxygen defect model when fitted to the full thermogravimetric data set (top) compared to those when fitted to only data achieved through trace oxygen mixing (bottom).

parameters when using only high-pressure data are remarkably similar to those presented in Table 1, differing by less than 2.1%. The fitted parameters to the limited data set are tabulated in Table ESI 3† and the resulting fit is plotted in Fig. ESI 5.† A comparison of fit residuals using either method is shown in

Table 1 Oxygen defect model fitting parameters and defect reaction fitting parameters

Defect Reaction	Equilibrium model fitting parameters				Defect reaction linear fitting parameters	
	m_1	b_1	x	y	Δh_1^0 (kJ mol ⁻¹)	Δs_1^0 (J mol ⁻¹ K ⁻¹)
K_1	-29.56	11.51	0.36	0.17	245.77	95.67
K_2	-40.01	14.47	0.36	0.17	332.66	120.33



Fig. 5. The top plot shows fit residuals using the full range of measured data ($10^{-6.84} \leq pO_2$ (atm) $\leq 10^{-2.94}$) and the bottom plot shows fit residuals using data from a previous study in the pO_2 range $10^{-3.94} \leq pO_2$ (atm) $\leq 10^{-2.94}$. It can be seen that the magnitude and distribution of error of the model in δ space are quite similar. Thus, a limited data set is certainly suitable for the application defect models to describe thermodynamic behavior in LSMG6482. It is, of course, advantageous to include lower pressure measurements as a check of validity of the extrapolation as δ approaches values large enough that defect clustering might be considered, which is not included in this model.

Thermodynamic properties

$\Delta\bar{h}_o(\delta)$ and $\Delta\bar{s}_o(\delta)$ are extracted from the fitted equilibrium curves shown in Fig. 4a are plotted in Fig. 6a and the linear fits for select isostoichiometric values are shown in Fig. 6b. Eqn (14) was used to analyze the properties at $0.009 \leq \delta \leq 0.250$ in 0.001 increments. The solid lines are linear fits, and the asterisks are the $\ln(pO_2)^{1/2}$ values that correspond to the temperature for a given δ value. Each regression had a coefficient of determination of 0.99 or greater, indicating an excellent fit. Overall, it was found that $\Delta\bar{h}_o(\delta)$ and $\Delta\bar{s}_o(\delta)$ for LSMG6482 are suitable for water splitting with $\Delta\bar{h}_o$ greater than that of the formation enthalpy of H_2O (~ 250 kJ mol $^{-1}$).²⁸ The average $\Delta\bar{h}_o$ and $\Delta\bar{s}_o$ across the measured range of δ was 310.9 kJ mol $^{-1}$ and 142.2 J mol $^{-1}$ K $^{-1}$, respectively, with $\Delta\bar{h}_o$ increasing with increasing δ and $\Delta\bar{s}_o$ remaining relatively constant. The increase in $\Delta\bar{h}_o$ with increasing δ is due to the divergence of the modeled isotherms relative to each other as δ increases, or in other words as delta increases, dpO_2/dT also increases, and represents the material well. A similar trend was observed by Cooper *et al.* for Sr and Ca doped lanthanum manganites.²⁰ Properties are compared to other high performance water splitting materials in Fig. 7.^{11–14,20–22,29,30} The left plot of Fig. 7 shows LSMG6482 $\Delta\bar{h}_o$ and $\Delta\bar{s}_o$ at $\delta = 0.05$ as a star, compared to other notable redox materials shown as asterisks. Materials marked by a superscripted asterisk are plotted at $\delta = 0.04$ due to a lack of characterization at $\delta = 0.05$. $\Delta\bar{h}_o$ and $\Delta\bar{s}_o$ at $\delta = 0.10$ are also shown

for materials which have been characterized at that extent in the right plot of Fig. 7. At $\delta = 0.05$, properties for LSMG6482 are roughly an average of similar perovskites, grouped between $\Delta\bar{h}_o$ of 200–300 kJ mol $^{-1}$ and $\Delta\bar{s}_o$ of 120–160 J mol $^{-1}$ K $^{-1}$. Ceria is shown in the upper right corner of the plot, with well-known high $\Delta\bar{h}_o$ and $\Delta\bar{s}_o$, which is maintained in the right plot at $\delta = 0.10$. While, LSMA6446 also exists in the middle of these two groups at $\delta = 0.05$, it has been shown that $\Delta\bar{h}_o$ and $\Delta\bar{s}_o$ decrease as a function of δ , while, LSMG6482 generally maintains increasing or flat $\Delta\bar{h}_o$ and $\Delta\bar{s}_o$ over the entire range of measured δ . This is apparent in the right plot of Fig. 7. Here, values of $\Delta\bar{h}_o$ and $\Delta\bar{s}_o$ for LSMG6482 are near the top of the perovskite group. This can be advantageous as this combination of properties allows the material to maintain some degree of oxidation favorability at high temperatures while simultaneously being highly reducible at moderate temperatures.¹⁰

Insights from Ellingham diagram

The partial molar thermodynamic properties of LSMG6482 can be used to describe the equilibrium thermodynamics of LSMG6482 reduction and oxidation by way of an Ellingham diagram, as described by Cooper *et al.*²⁰ Fig. 8 shows the standard equilibrium Gibbs free energy of the oxidation of LSMG6482 (solid lines) and ceria (dashed lines) as a function of temperature and δ , described below in eqn (24).

$$\Delta_r g_{\text{ox}}^o(T, \delta) = -\Delta_r g_{\text{ox}}^o(T, \delta) = -\Delta\bar{h}_o(\delta) + T\Delta\bar{s}_o(\delta) \quad (24)$$

The equilibrium δ states shown for each material are 0.01, 0.10, 0.20, and 0.25 for LSMG6482 to allow for analysis of both reduction and oxidation conditions of each material. Temperatures at which oxidation to a given δ becomes favorable exist below the intersection of $\Delta_r g_{\text{ox}}^o(T, \delta)$ and the Gibbs free energy change for the thermolysis of H_2O , shown as a dashed-dotted blue line. Additional insights toward oxidation can be gained by observation of the Gibbs free energy change for thermolysis of H_2O under variable feed to fuel ratio, or pH_2O/pH_2 . The oxidation reaction, analogous to that shown in eqn (14) during

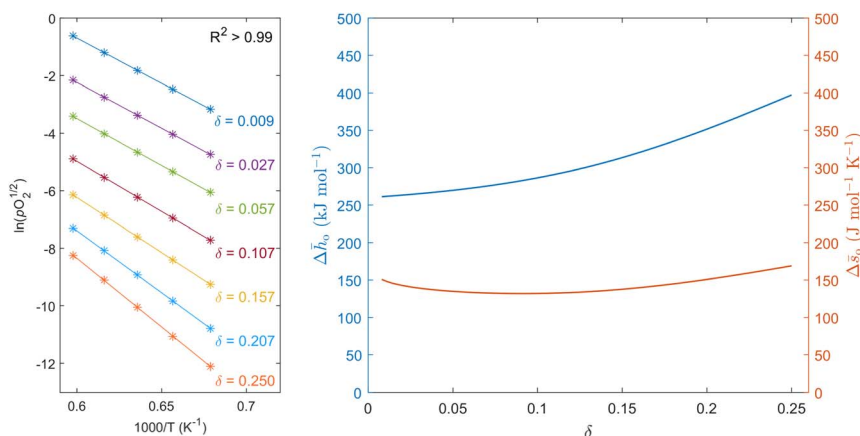


Fig. 6 $\ln(pO_2^{1/2})$ vs. $1000/T$ fits at select δ (left) and partial thermodynamic properties of LSMG6482 as a function of delta (right).



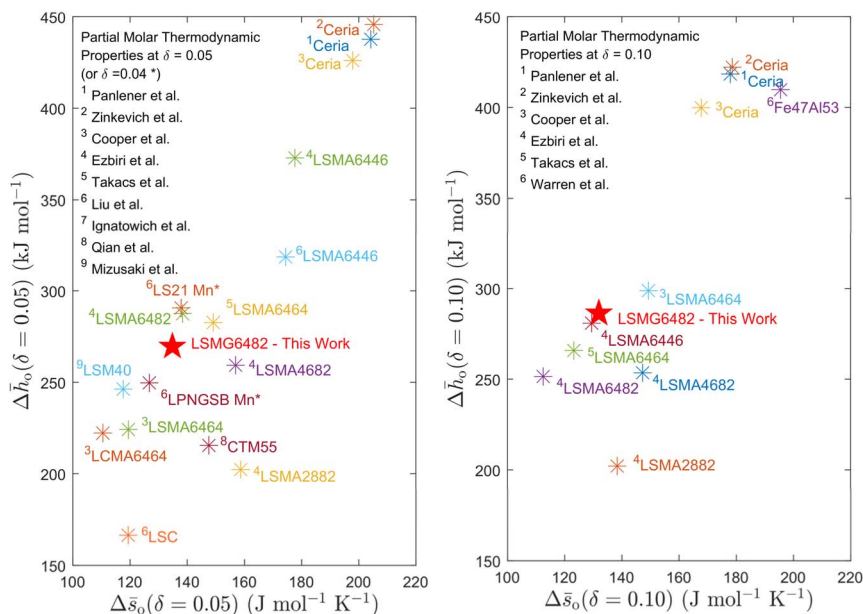


Fig. 7 Comparison of $\Delta \bar{h}_o(\delta)$ and $\Delta \bar{s}_o(\delta)$ at $\delta = 0.05$ (left) and $\delta = 0.10$ (right) LSMG6482 and notable perovskites from literature. Insights from Ellingham diagram.

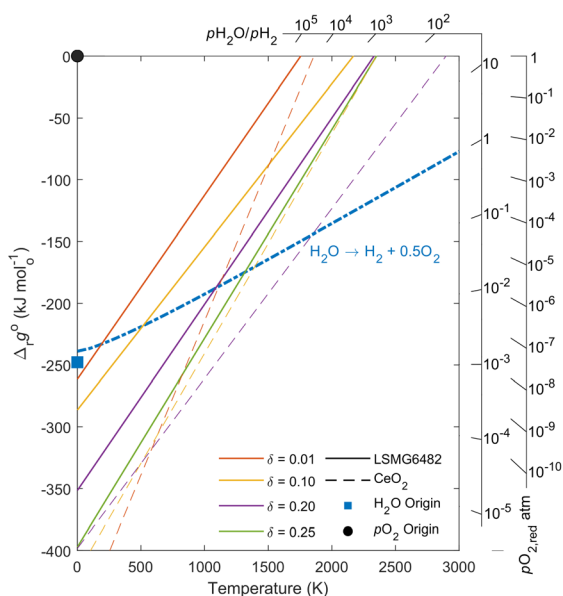


Fig. 8 Ellingham diagram for LSMG6482 (solid lines) and ceria (dashed lines) for analysis of favorability of redox reactions and resulting fuel to feed ratios.

reduction for an infinitesimally small change in δ , can be described by eqn (25), assuming equal activity between solid reactants and products.^{20,26}

$$\Delta_r g_{\text{ox}}^o(T) = -RT_{\text{ox}} \ln(p_{\text{O}_2, \text{ox}}^{-1/2}) = \frac{1}{2} RT_{\text{ox}} \ln(p_{\text{O}_2, \text{ox}}) \quad (25)$$

Recalling the relationship between p_{O_2} and the feed to fuel ratio during water splitting, described by eqn (17), the

relationship seen in eqn (25) can be rewritten in terms of K_{ws} and $p_{\text{H}_2\text{O}}/p_{\text{H}_2}$, as seen in eqn (26), where $p_{\text{O}_2, \text{ox}}$ is the p_{O_2} of the gas phase, or $p_{\text{O}_2, \text{gp}}$, and values for K_{ws} can be obtained from NIST-JANAF.²⁸

$$\Delta_r g_{\text{ox}}^o(T) = \frac{1}{2} RT_{\text{ox}} \ln \left[\left(K_{\text{ws}} \frac{p_{\text{H}_2\text{O}}}{p_{\text{H}_2}} \right)^2 \right] \quad (26)$$

The resulting Gibbs free energy change for a given $p_{\text{H}_2\text{O}}/p_{\text{H}_2}$ is plotted as a function of temperature. The slopes of these lines extend from the $p_{\text{H}_2\text{O}}/p_{\text{H}_2}$ axis and converge on the blue square marker, the H_2O origin. Accordingly, in order to assess the feed to fuel ratio at equilibrium for a given set of oxidation conditions, δ and T , a line can be passed from the H_2O origin through the desired point on the materials' $\Delta_r g_{\text{ox}}^o(T_{\text{ox}}, \delta_{\text{ox}})$ line and out to the $p_{\text{H}_2\text{O}}/p_{\text{H}_2}$ axis. Similarly, reduction favorability can be assessed from this plot by equating eqn (24) with the Gibbs free energy change described in eqn (14). Accordingly, $-\Delta_r g_{\text{ox}}^o(T_{\text{red}}, p_{\text{O}_2, \text{red}})$ is plotted on the furthest right axis as a function of $p_{\text{O}_2, \text{red}}$ and temperature, where the slopes of the axis ticks extend toward the black circle marker for the p_{O_2} origin. The intersection of these lines with the $\Delta_r g_{\text{ox}}^o(T, \delta)$ for a given oxide will give insight to the temperature at which the oxide will favorably reduce to the corresponding δ and p_{O_2} .

At $p_{\text{O}_2, \text{red}} = 10^{-5}$ atm, results indicate that the reduction to $\delta = 0.2$ will occur at ~ 1750 K and ~ 2150 K for LSMG6482 and ceria, respectively. Reduction to $\delta = 0.1$ will occur at ~ 1600 K and ~ 1850 K for LSMG6482 and ceria, respectively.

During oxidation, two representative cases are considered: a high feed to fuel ratio of 500, and a low feed to fuel ratio of 10. For the high feed to fuel case, representative of excess steam conditions, the temperature at which oxidation to $\delta = 0.01$ will



occur is 350 K and 1530 K for LSMG6482 and ceria, respectively. However, it is well understood that for lower enthalpy materials like LSMG6482, full oxidation may not be optimal for time averaged fuel yields. A more realistic oxidation δ expected for LSMG6482, *e.g.*, $\delta = 0.10$, will occur 1600 K. For the low feed to fuel case, representative of high conversion conditions, the temperature at which oxidation to $\delta = 0.01$ will occur is 200 K and 1250 K for LSMG6482 and ceria, respectively. Oxidation of LSMG6482 to $\delta = 0.10$ will occur at a temperature of 700 K. It is evident that the oxidation of ceria is favorable even at high temperatures up to 1250 K while maintaining high conversion, which can take advantage of more favorable oxidation kinetics and limit the required temperature swing between reactions. Conversely, the oxidation of LSMG6482 is not favorable until reaching lower temperatures unless increasing the fuel to feed ratio, or in other words providing excess steam. This is consistent with experimental findings in our previous studies.²⁷

Water splitting activity

Fig. 9 shows computed H_2 yield (nH_2) and steam conversion (α) for one mole of metal oxide with input steam (nH_2O_i) of 0.1, 1, and 10 moles for T_{red} ranging from 1573 K to 1773 K at $p_{O_2,red} = 10^{-5}$ atm. Overall, nH_2 and α increase monotonically with increasing T_{red} and decreasing T_{ox} for both ceria and LSMG6482. nH_2 yield and α plateau once nH_2 approaches δ_{red} for ceria, though this only occurs at these conditions for LSMG6482 at the highest T_{red} , and lowest T_{ox} with $nH_2O_i = 0.1$. It should be noted that the maximum α as it is defined here is also limited by δ_{red} and can therefore not reach 100% for $nH_2O_i > 2$ for ceria or $nH_2O_i > 3$ for LSMG6482 in the case of full stoichiometric reduction to a metal. Thus, the limit for α is $\delta_{red}/$

nH_2O_i . This should be considered when determining input steam flowrates as operating in these regimes will result in increased downstream separation costs but may be thermodynamically favorable in the case of LSMG6482. Under all conditions, when supplying 10 moles of steam, LSMG6482 produces more H_2 and converts more steam at all conditions, with a maximum α of 1.69% at $T_{red} = 1773$ K. At all other steam inputs, however, the LSMG6482 only performs better or as well as ceria under close to isothermal conditions. Once any temperature swing greater than ~ 40 K is introduced, ceria will produce more H_2 and convert more steam until it reaches its limit set by δ_{red} . Importantly, from Fig. 9, it is clear that ceria is quite limited to operation at T_{red} at well above 1573 K.

For conditions other than isothermal, solid phase heating requirements have a large impact on solar-to-fuel efficiency. A high ratio of H_2 yields relative to the ratio of their specific heats would be desirable when operating in temperature swing mode and can lend some insight toward beneficial cycling regimes for each material. Results for nH_2 and α ratios of LSMG6482 to ceria are shown in Fig. 10. In addition, a dashed line has been plotted at $C_{p,LSMG6482}/C_{p,ceria}$ which is approximated at 1.56.^{31–33} Results indicate that $nH_{2,LSMG6482}/nH_{2,ceria}$ is greatest when supplying excess steam and exceeds the ratio of specific heats under nearly all ΔT at the lowest T_{red} . As T_{red} is increased, there is eventually a requirement for a large temperature swing even at the greatest amount of excess steam in order for $nH_{2,LSMG6482}/nH_{2,ceria}$ to exceed $C_{p,LSMG6482}/C_{p,ceria}$.

In summary, the results presented in Fig. 9 and 10 predict that LSMG6482 is most suitable for lower temperature reduction conditions with excess steam input. While results show that very large temperature swings will result in up to 6 times the yield of nH_2 when compared to ceria, the low oxidation

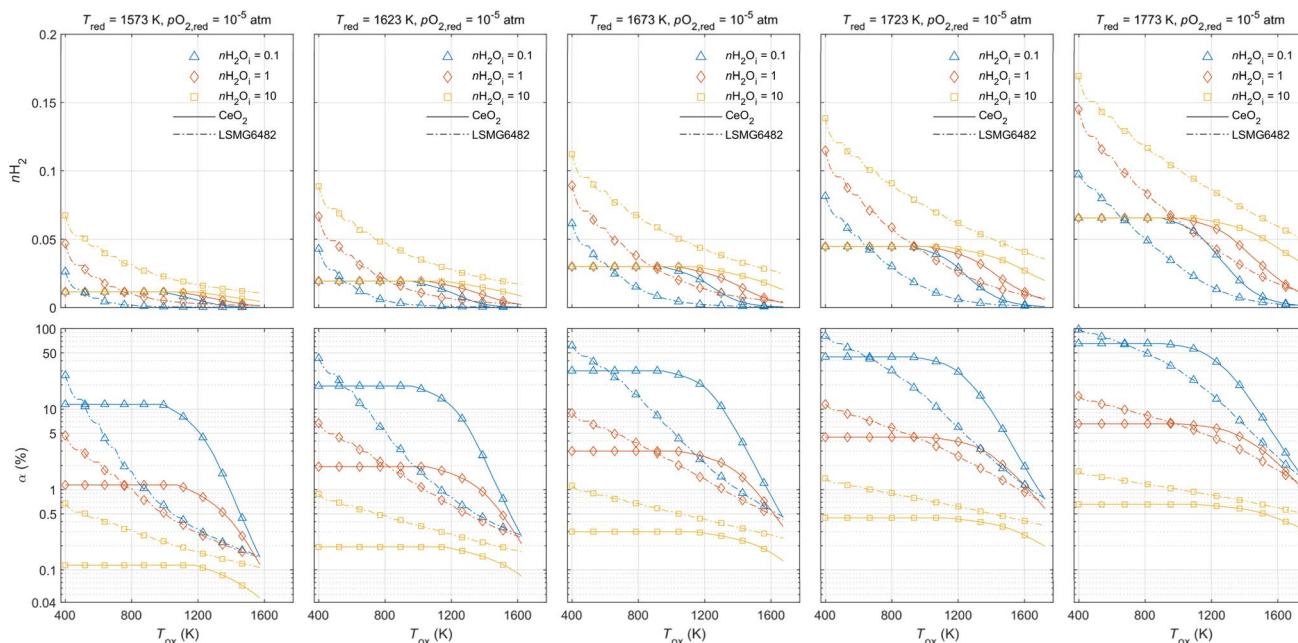


Fig. 9 H_2 yield (top row) and steam conversion (bottom row) for T_{red} ranging from 1573 K to 1773 K at $p_{O_2,red} = 10^{-5}$ atm for ceria and LSMG6482 under fixed steam inputs and variable T_{ox} . Solid lines represent results for ceria, while dashed-dotted lines represent results for LSMG6482.



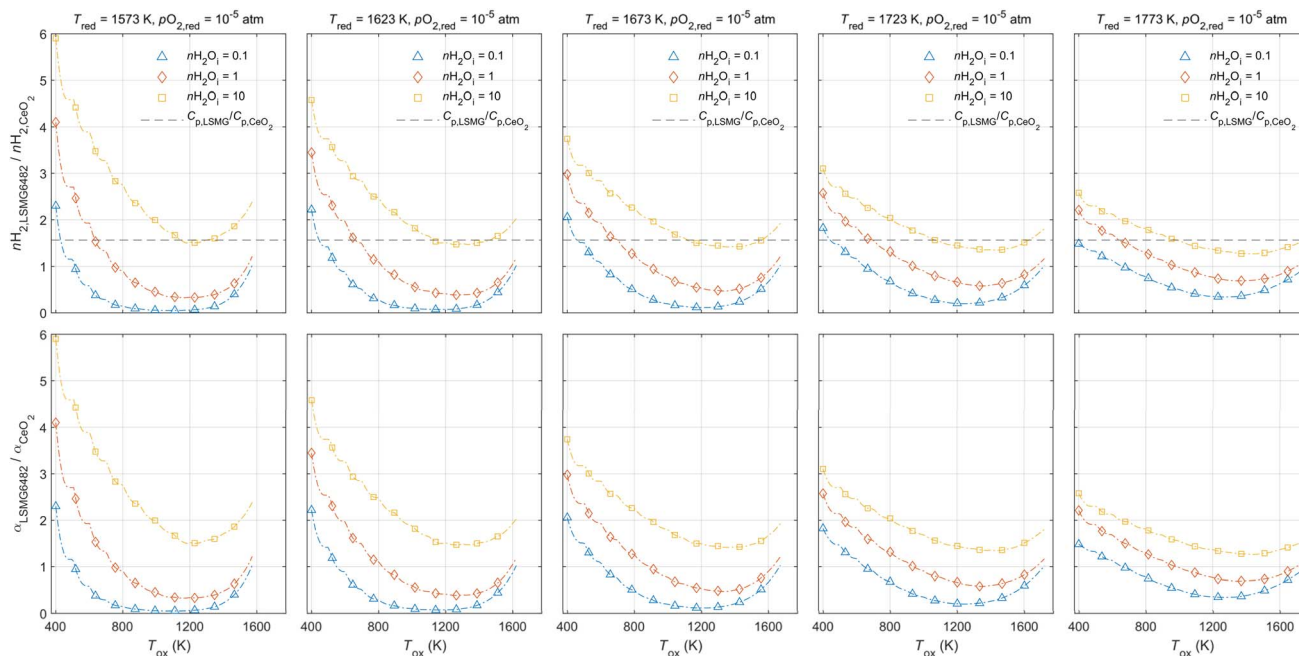


Fig. 10 $nH_{2,LSMG6482}$ normalized to that of ceria (top row) for $1573\text{ K} \leq T_{red} \leq 1773\text{ K}$ (columns) and varying nH_2O_i , noted by different colors and markers. The criterion for thermodynamic advantage over ceria under a given ΔT , specifically the ratio of specific heat capacities of each solid, is shown by the dashed line. It is assumed here based on specific heat capacity correlations that $C_{p,LSMG6482}$ and $C_{p,ceria}$ are equal $\sim 94\text{ J mol K}$ and $\sim 60\text{ J mol K}$, respectively.^{31–33}

temperatures required will certainly result in undesirable kinetics. However, according to Fig. 10, a small temperature swing can be introduced under excess steam conditions to increase nH_2 without suffering large solid phase heating penalties compared to ceria or reaching a temperature regime where kinetics may be limiting. Ceria is shown to be most suitable for higher reduction temperatures with larger temperature swings that allow high steam conversion but will not surpass the thermodynamic limit of oxygen in ceria (or $\delta = 0$).

Conclusions

The work herein involved the characterization of oxygen defect equilibria and partial molar thermodynamic properties for the STCH redox material LSMG6482. An oxygen defect model used for the characterization of other similarly doped LSM perovskites was fitted to measured thermogravimetric data to adequately describe the defect behavior of LSMG6482. Van't Hoff analysis was utilized to extract partial molar thermodynamic properties, $\Delta\bar{h}_o$ and $\Delta\bar{s}_o$, as a function of δ . The properties were comparable in magnitude to similar LSM materials characterized in literature but were found to maintain a high magnitude as δ increased, which is beneficial when oxidizing at high temperatures. Thermodynamic properties were used as input to a water splitting model which was used to analyze conversion and H_2 yield at various conditions relevant to STCH production. LSMG6482 equilibrium yields of H_2 at the lowest T_{red} are large relative to ceria, where the latter is thermodynamically limited. It was found that it is ideal to operate LSMG6482 isothermally or under small temperature swings

with sufficient steam delivery. It was noted that under the large ΔT conditions, despite the large predicted H_2 yields, LSMG6482 may become kinetically limited due to the low oxidation temperature.

Overall, these results provide a set of thermodynamic properties that can be used for more in depth thermodynamic and techno-economic modeling of the LSMG6482 redox system and provides direction toward the most ideal operating conditions for its use. In future research, the intrinsic thermodynamic properties and modeled behavior characterized herein will be used to optimize the design of a pilot scale combined receiver reactor system for the demonstration of efficient, low temperature H_2 production.

Data availability

The data supporting this article have been included as part of the ESI.†

Conflicts of interest

There are no conflicts of interest to report for this work.

Acknowledgements

We gratefully acknowledge financial support from the U.S. Department of Energy Hydrogen and Fuel Cell Technologies Office (Award Number: EE0008840) and the U.S. Department of Energy Solar Energy Technologies Office (Award Number: EE00010315).



References

- W. Chueh, *et al.*, High-Flux Solar-Driven Thermochemical Dissociation of CO₂ and H₂O Using Nonstoichiometric Ceria, *Science*, 2010, **330**(6010), 1797–1801, DOI: [10.1126/science.1197834](https://doi.org/10.1126/science.1197834).
- P. Furler, J. R. Scheffe and A. Steinfeld, Syngas production by simultaneous splitting of H₂O and CO₂ via ceria redox reactions in a high-temperature solar reactor, *Energy Environ. Sci.*, 2012, **5**(3), 6098–6103, DOI: [10.1039/c1ee02620h](https://doi.org/10.1039/c1ee02620h).
- W. C. Chueh and S. M. Haile, A thermochemical study of ceria: exploiting an old material for new modes of energy conversion and CO₂ mitigation, *Philos. Trans. R. Soc., A*, 2010, **368**(1923), 3269–3294.
- R. Bader, L. J. Venstrom, J. H. Davidson and W. Lipiński, Thermodynamic Analysis of Isothermal Redox Cycling of Ceria for Solar Fuel Production, *Energy Fuels*, 2013, **27**(9), 5533–5544, DOI: [10.1021/ef400132d](https://doi.org/10.1021/ef400132d).
- R. J. Carrillo and J. R. Scheffe, Beyond Ceria: Theoretical Investigation of Isothermal and Near Isothermal Redox Cycling of Perovskites for Solar Thermochemical Fuel Production, *Energy Fuels*, 2019, **33**(12), 12871–12884, DOI: [10.1021/acs.energyfuels.9b02714](https://doi.org/10.1021/acs.energyfuels.9b02714).
- K. Lee, D. C. McCord, R. J. Carrillo, B. Gyll and J. R. Scheffe, Improved Performance and Efficiency of Lanthanum–Strontium–Manganese Perovskites Undergoing Isothermal Redox Cycling under Controlled pH₂O/pH₂, *Energy Fuels*, 2020, **34**(12), 16918–16926, DOI: [10.1021/acs.energyfuels.0c02872](https://doi.org/10.1021/acs.energyfuels.0c02872).
- D. Marxer, P. Furler, M. Takacs and A. Steinfeld, Solar thermochemical splitting of CO₂ into separate streams of CO and O₂ with high selectivity, stability, conversion, and efficiency, *Energy Environ. Sci.*, 2017, **10**(5), 1142–1149.
- S. Zoller, “A 50 kW Solar Thermochemical Reactor for Syngas Production Utilizing Porous Ceria Structures,” Thesis, ETH Zurich, 2020.
- S. Siegrist, H. von Storch, M. Roeb and C. Sattler, Moving brick receiver–reactor: a solar thermochemical reactor and process design with a solid–solid heat exchanger and on-demand production of hydrogen and/or carbon monoxide, *J. Sol. Energy Eng.*, 2019, **141**(2), 021009.
- R. J. Carrillo and J. R. Scheffe, Advances and trends in redox materials for solar thermochemical fuel production, *Sol. Energy*, 2017, **156**, 3–20.
- M. Ezbiri, M. Takacs, D. Theiler, R. Michalsky and A. Steinfeld, Tunable thermodynamic activity of La_xSr_{1-x}Mn_yAl_{1-y}O_{3-δ} (0 ≤ x ≤ 1, 0 ≤ y ≤ 1) perovskites for solar thermochemical fuel synthesis, *J. Mater. Chem. A*, 2017, **5**(8), 4172–4182, DOI: [10.1039/c6ta06644e](https://doi.org/10.1039/c6ta06644e).
- M. Takacs, M. Hoes, M. Caduff, T. Cooper, J. R. Scheffe and A. Steinfeld, Oxygen nonstoichiometry, defect equilibria, and thermodynamic characterization of LaMnO₃ perovskites with Ca/Sr A-site and Al B-site doping, *Acta Mater.*, 2016, **103**, 700–710.
- R. J. Panlener, R. N. Blumenthal and J. E. Garnier, Thermodynamic Study Of Nonstoichiometric Cerium Dioxide, *J. Phys. Chem. Solids*, 1975, **36**(11), 1213–1222, DOI: [10.1016/0022-3697\(75\)90192-4](https://doi.org/10.1016/0022-3697(75)90192-4).
- M. Zinkevich, D. Djurovic and F. Aldinger, Thermodynamic modelling of the cerium–oxygen system, *Solid State Ionics*, 2006, **177**(11), 989–1001.
- V. K. Budama, N. G. Johnson, I. Ermanoski and E. B. Stechel, Techno-economic analysis of thermochemical water-splitting system for Co-production of hydrogen and electricity, *Int. J. Hydrogen Energy*, 2021, **46**(2), 1656–1670, DOI: [10.1016/j.ijhydene.2020.10.060](https://doi.org/10.1016/j.ijhydene.2020.10.060).
- J. R. Scheffe, D. Weibel and A. Steinfeld, Lanthanum–Strontium–Manganese Perovskites as Redox Materials for Solar Thermochemical Splitting of H₂O and CO₂, *Energy Fuels*, 2013, **27**(8), 4250–4257, DOI: [10.1021/ef301923h](https://doi.org/10.1021/ef301923h).
- A. H. McDaniel, *et al.*, Sr- and Mn-doped LaAlO_{3-δ} for solar thermochemical H₂ and CO production, *Energy Environ. Sci.*, 2013, **6**(8), 2424–2428.
- D. R. Barcellos, M. D. Sanders, J. Tong, A. H. McDaniel and R. P. O’Hayre, BaCe_{0.25}Mn_{0.75}O_{3-δ} — a promising perovskite-type oxide for solar thermochemical hydrogen production, *Energy Environ. Sci.*, 2018, **11**(11), 3256–3265, DOI: [10.1039/C8EE01989D](https://doi.org/10.1039/C8EE01989D).
- X. Wang, *et al.*, LaMnO₃ Dopants for Efficient Thermochemical Water Splitting Identified by Density Functional Theory Calculations, *J. Phys. Chem. C*, 2023, **127**(49), 23988–24000, DOI: [10.1021/acs.jpcc.3c06835](https://doi.org/10.1021/acs.jpcc.3c06835).
- T. Cooper, J. R. Scheffe, M. E. Galvez, R. Jacot, G. Patzke and A. Steinfeld, Lanthanum Manganite Perovskites with Ca/Sr A-site and Al B-site Doping as Effective Oxygen Exchange Materials for Solar Thermochemical Fuel Production, *Energy Technol.*, 2015, **3**(11), 1130–1142, DOI: [10.1002/ente.201500226](https://doi.org/10.1002/ente.201500226).
- C. Liu, *et al.*, Manganese-based A-site high-entropy perovskite oxide for solar thermochemical hydrogen production, *J. Mater. Chem. A*, 2024, **12**(7), 2910–3922, DOI: [10.1039/d3ta03554a](https://doi.org/10.1039/d3ta03554a).
- X. Qian, *et al.*, Outstanding Properties and Performance of CaTi_{0.5}Mn_{0.5}O_{3-δ} for Solar-Driven Thermochemical Hydrogen Production, *Matter*, 2021, **4**(2), 688–708, DOI: [10.1016/j.matt.2020.11.016](https://doi.org/10.1016/j.matt.2020.11.016).
- R. B. Wexler, *et al.*, Multiple and nonlocal cation redox in Ca–Ce–Ti–Mn oxide perovskites for solar thermochemical applications, *Energy Environ. Sci.*, 2023, **16**(6), 2550–2560, DOI: [10.1039/D3EE00234A](https://doi.org/10.1039/D3EE00234A).
- A. L. Fernandes Cauduro, *et al.*, Stabilization of Catalytically Active Surface Defects on Ga-doped La–Sr–Mn Perovskites for Improved Solar Thermochemical Generation of Hydrogen, *Top. Catal.*, 2024, **67**(13), 900–908, DOI: [10.1007/s11244-024-01940-w](https://doi.org/10.1007/s11244-024-01940-w).
- D. G. Goodwin, H. K. Moffat, I. Schoegl, R. L. Speth and B. W. Weber, *Cantera: An object-oriented software toolkit for chemical kinetics, thermodynamics, and transport processes, Version 3.1.0*, 2024, DOI: [10.5281/zenodo.14455267](https://doi.org/10.5281/zenodo.14455267), <https://www.cantera.org>.



- 26 J. Scheffe, D. McCord and D. Gordon, "Hydrogen (or Syngas) Generation-Solar Thermal Chemical Energy Storage," in *Advances in Energy Storage Latest Developments from R&D to the Market*, Wiley, pp. 441–487, 2024, https://faculty.eng.ufl.edu/jonathan-scheffe/wp-content/uploads/sites/100/2021/09/Solar-Syngas-Production_Scheffe_vWEB.pdf.
- 27 D. C. McCord, *et al.*, Solar Thermochemical Redox Cycling Using Ga- and Al-Doped LSM Perovskites for Renewable Hydrogen Production, *J. Phys. Chem. C*, 2024, **128**(38), 15796–15806, DOI: [10.1021/acs.jpcc.4c02797](https://doi.org/10.1021/acs.jpcc.4c02797).
- 28 M. W. Chase and N. I. S. Organization, "NIST-JANAF Thermochemical Tables," American Chemical Society, Washington, DC, vol. 9, 1998.
- 29 K. J. Warren, J. T. Tran and A. W. Weimer, A thermochemical study of iron aluminate-based materials: a preferred class for isothermal water splitting, *Energy Environ. Sci.*, 2022, **15**(2), 806–821, DOI: [10.1039/D1EE02679H](https://doi.org/10.1039/D1EE02679H).
- 30 M. J. Ignatowich, *et al.*, Impact of enhanced oxide reducibility on rates of solar-driven thermochemical fuel production, *MRS Commun.*, 2017, **7**(4), 873–878, DOI: [10.1557/mrc.2017.108](https://doi.org/10.1557/mrc.2017.108).
- 31 J. E. HURST Jr and B. Keith Harrison, Estimation of liquid and solid heat capacities using a modified Kopp's rule, *Chem. Eng. Commun.*, 1992, **112**(1), 21–30.
- 32 I. Riess, M. Ricken and J. No, On the specific heat of nonstoichiometric ceria, *J. Solid State Chem.*, 1985, **57**(3), 314–322.
- 33 D. McCord, E. J. Gager, K. Lee, A. McDaniel, J. C. Nino and J. Scheffe, Assessment of Bulk Oxygen Capacity and Transient Redox Behavior of Foamed LSM Perovskites, *J. Sol. Energy Eng.*, 1–13.

