


 Cite this: *Chem. Commun.*, 2026, 62, 239

 Received 16th September 2025,
 Accepted 24th November 2025

DOI: 10.1039/d5cc05350a

rsc.li/chemcomm

Synthesis of ketones and mono-fluoro ketones *via* boron enolates formed by substitution of esters with benzylboronic esters

 Pankaj Kumar,^{†*} Leah Mistry,^{†*} Josephine M. Stewart^b and
 Graham Pattison^{†*}

Benzylboronic esters can be deprotonated using LiTMP and engaged in useful C–C bond-forming processes. Here we report that they undergo acylation with esters. We also report a fluorinative coupling reaction performed through nucleophilic substitution of a lithiated benzylboronic ester with an ester, and trapping of the resultant boron enolate with the fluorinating agent NFSI.

The addition of an organometallic nucleophile, such as a Grignard or organolithium reagent, to an ester to form a ketone is not a reliable transformation. As a ketone is more reactive than an ester the organometallic reagent will typically undergo some degree of addition to the ketone product, forming an alcohol and reducing the yield of the reaction (Scheme 1a). However, the ubiquity of ketones in a range of pharmaceuticals, natural products and materials makes the direct conversion of an ester to a ketone very desirable.

There have been solutions to this problem developed previously, including the Weinreb amide, in which intermolecular coordination of the metal ion to a hydroxylamine stabilizes the tetrahedral intermediate formed on addition of an organometallic.¹ However, most hydroxylamines are toxic and *N,O*-dimethylhydroxylamine specifically inhibits enzymes that protect erythrocytes against oxidative stress.² Strategies that use reagents of lower toxicity are always valuable. Other methods of achieving the additions of organometallic carbon nucleophiles to carbonyl compounds at the ester oxidation level include addition of organometallic reagents to carboxylic acids (*via* the carboxylate salt)³ or additions to acid chlorides or anhydrides.⁴ Metal-catalyzed cross coupling reactions of esters yielding ketones are also known.⁵ Despite this work, additions to esters to give ketones remains unusual and unpredictable.

We felt that the addition of organoboron reagents to esters presents a potential solution to this problem. Our research group⁶ along with the groups of Liu⁷ and Chirik⁸ (Scheme 1b) have demonstrated that addition of lithiated geminal bis(boron) compounds⁹ to esters yields boron enolate intermediates that can be trapped by an electrophile. It is the formation of the boron enolate that prevents any over-addition in these reactions, as this intermediate effectively masks the carbonyl group. Geminal bis(boron) compounds are acidic and can be deprotonated at the carbon between the boron atoms by moderately strong sterically-hindered bases such as LiTMP.¹⁰ In our previous work we have shown that both boron atoms can be trapped by two equivalents of an electrophile to yield α,α -difunctionalized ketones.^{6b} Alternatively, nucleophilic reagents such as LiOtBu lead to anion formation by deborylation.^{7a,11a,11b} This allows trapping with a single equivalent of electrophile yielding mono-functionalized ketones.

Of course, the need to use a bis(boron) reagent in these reactions limits their atom economy, and in many cases double trapping with two equivalents of electrophile is not desired. We wondered whether equivalent chemistry could be performed using mono-boron esters. We felt that an additional acidifying group may facilitate deprotonation of the boronic ester, so thought that benzyl boronic esters would be a good starting point (Scheme 1c).¹² Chirik has reported a single example of the addition of deprotonated benzyl boronic ester to methyl butanoate,⁸ whilst Zhan demonstrated more broadly that benzylboronic pinacol ester can be deprotonated using LiTMP and the anion trapped with alkyl halides, silyl halides and trifluoromethyl alkenes.¹³ Furthermore, whilst a range of methods for the synthesis of alkyl-substituted geminal bis(boron) compounds has emerged in recent years, methods that allow the synthesis of benzyl bis(boron) compounds are more limited and include C–H borylation of alkylarenes, and cross-coupling of a diborylzinc reagent.¹⁴ The majority of these methods are sensitive and rely on the use of a glovebox and their demonstration on a gram-scale is limited. In contrast a much wider range of methods exist for the

^a Department of Chemistry, School of Natural Sciences, University of Lincoln, Joseph Banks Laboratories, Green Lane, Lincoln, LN6 7DL, UK.
 E-mail: pkumar@lincoln.ac.uk, gpattison@lincoln.ac.uk

^b School of Chemistry, University of St Andrews, North Haugh, St Andrews, KY16 9ST, UK

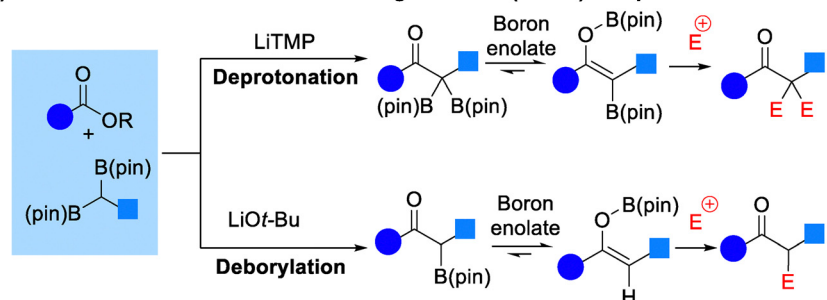
[†] P. K. and L. M. contributed equally.



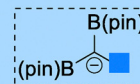
a) Additions of organometallics to esters often gives over-addition



b) Previous work - Boron enolates from geminal bis(boron) compounds



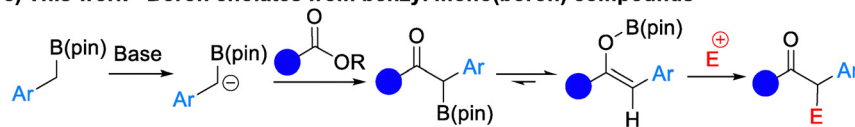
Requirement to trap with two identical electrophiles



Poor atom economy



c) This work - Boron enolates from benzyl mono(boron) compounds



Benzyl anion also stabilized by boron

Issues with atom economy solved

Commercial benzylboronic compounds can be used

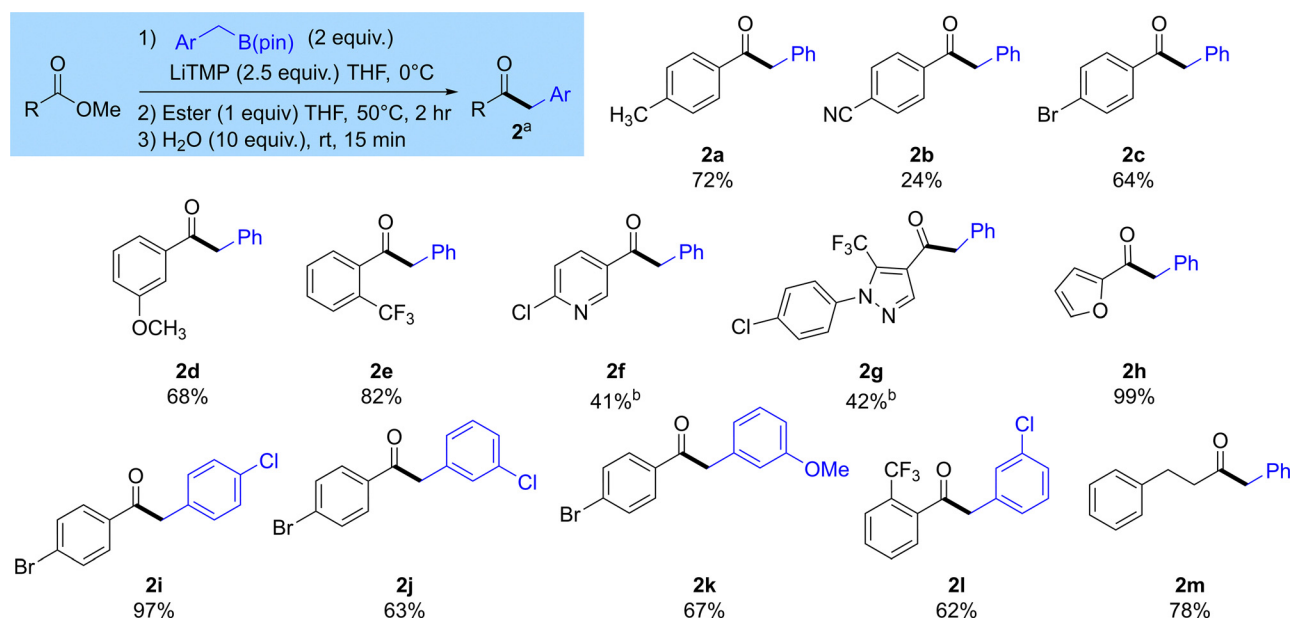
Scheme 1 Concept of boron enolate formation by substitution.

synthesis of benzyl mono-boron compounds, including particularly borylation of benzyl halides and decarboxylative borylation.¹⁵ A range of benzyl mono-boron compounds are commercially available, in contrast to their geminal bis(boron) counterparts.

Our initial focus was on finding suitable conditions for formation of the boron enolate intermediate using benzyl boronic pinacol ester, and protonation of this intermediate using water. Optimization of the reaction (see SI) showed LiTMP to be a more effective base than NaHMDS, and that leaving the initial substitution step for longer to form the boron enolate could also lead to higher yields. The benzylboronic

ester was first deprotonated at 0 °C using LiTMP which is a stronger base than NaHMDS. Bulky bases are required to give deprotonation and prevent deborylation. After deprotonation a solution of the ester was added and heated to 50 °C for 2 hours to achieve boron enolate formation by substitution. Finally, water was added after cooling to room temperature to protonate the boron enolate and yield the desired ketone product.

Once we understood more about the optimal conditions of this reaction, we wanted to understand its scope (Scheme 2). Pleasingly, as expected these reactions gave the ketones **2a–m** by substitution of the ester with a benzyl group. Aromatic esters



Scheme 2 Scope of ketone synthesis; ^aisolated yield; ^bstarting material was ethyl ester.



are best tolerated in this reaction **2a–l**. A range of aromatic esters bearing substituents including alkyl groups, halogens, nitriles and alkoxy substituents at the *ortho*-, *meta*- and *para*-positions successfully gave the desired ketone products **2a–e** in good yield. Heterocyclic esters including pyridines, furans and pyrazoles were also good substrates for this reaction, yielding products **2f–h**. We also showed that substituents could be tolerated on the benzylboronic ester **2i–l**. An alkyl ester could also be used, providing ketone **2m** in good yield. We also performed a deuteration experiment by trapping with D₂O. Compound **2aD** was formed in good yield, and although the mono-deuterated compound was obtained as the major product, incorporation of deuterium was only moderate at 57% (47% mono-deuteration) (see SI).

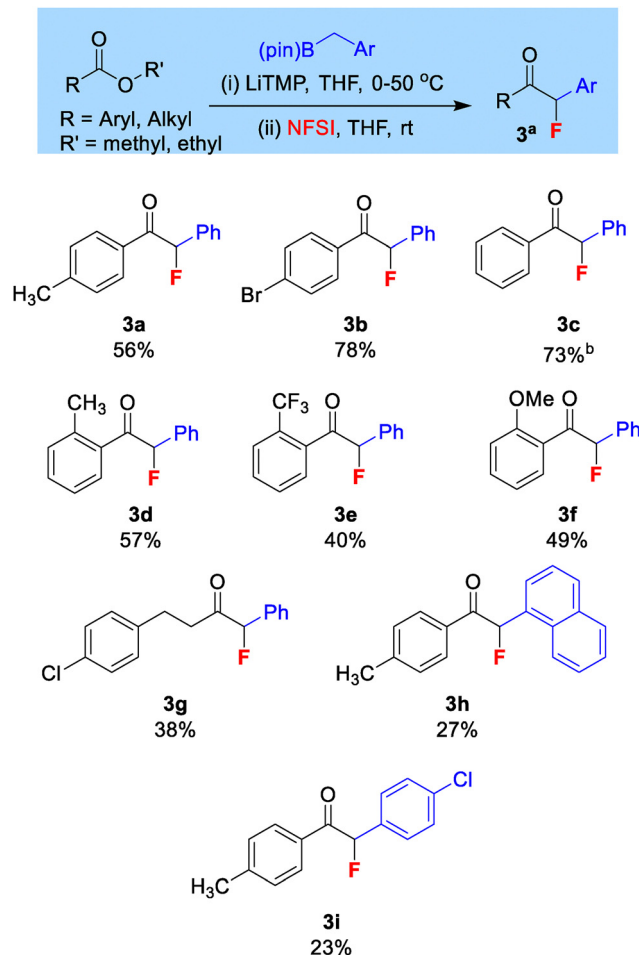
We then wanted to show that the boron enolates could be trapped by electrophiles other than a proton. In our previous work we showed that *N*-fluorobenzenesulfonimide (NFSI) was an excellent electrophilic source of fluorine for trapping boron enolates derived from substitution of esters with geminal bis(boron) compounds,^{6b} providing α,α -difluorinated ketones.¹⁶ The fluorinated ketones produced are highly electrophilic and have potential application in medicinal chemistry¹⁷ as enzyme inhibitors.¹⁸ We wanted to see whether this approach could be extended to the synthesis of mono-fluorinated ketones using benzyl-boronic esters. Mono-fluorination would be expected as in this case only a single boron atom is available for reaction.

During our optimization (see SI) we observed a tendency to form a mixture of mono-fluorinated and di-fluorinated products. After varying reaction conditions, we could optimize this transformation to afford 62% (NMR yield, isolated to 56%) of the mono-fluorinated ketone **3a** with negligible di-fluorinated product. The optimized reaction conditions used 1 equiv. LiTMP, 1.5 equiv. benzylboronic acid pinacol ester and 2 equiv. NFSI.

The tendency for over-fluorination was not observed in our previous geminal-bis(boron) work. We believe that it is observed here due to the acidifying effect of the aryl group introduced from benzylboronic esters. The di-fluorinated side product is believed to form *via* a second fluorination of the mono-fluorinated product in the presence of residual base and excess NFSI. However, the use of our optimized conditions means minimal di-fluorinated product is produced.

Various ester derivatives were subjected to the reaction conditions (Scheme 3), and unsubstituted and *para*-substituted benzoate derivatives produced moderate to good yields of the desired mono-fluoro ketones (**3a–c**). Isolated yields for *ortho* substituted benzoates were moderate and largely not affected by the electronics of the substituted groups (**3d–f**). It was also important to demonstrate the mono-fluorinative coupling on alkyl esters, as these have in theory two enolizable sites. Methyl 4-methoxypropanoate gave a 33% NMR conversion to the monofluorinated ketone but could not be isolated to acceptable purity. Methyl 4-chloropropanoate on the other hand afforded **3g** in 38% isolated yield, showing fluorination only at the site boron was introduced. Changes to the aryl ring of the benzylboronic ester were also tolerated (**3h–i**).

In some cases, isolated yields were reduced due to challenges in purification. The products are, in general, non-polar in nature and elute with similar *R_f* values to the starting ester



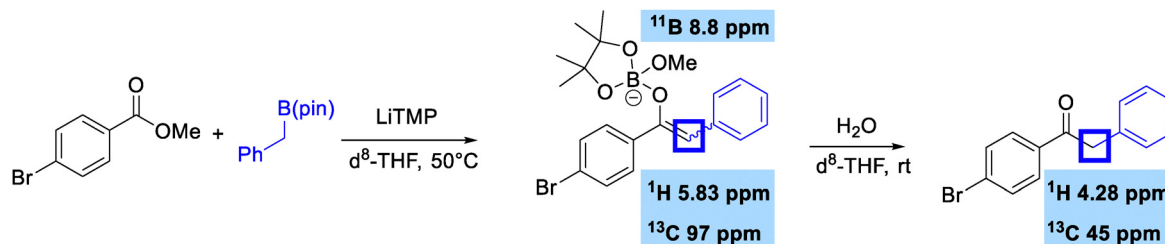
Scheme 3 Substrate scope for mono-fluorinative coupling; ^aisolated yield; ^bstarting material was ethyl ester.

and organoboron by-products. It is also important to ensure that the benzylboronic pinacol ester starting materials are of high purity, as these reagents do show some degree of instability and decomposition. For successful reaction a strong colour change should be observed on addition of LiTMP to the benzylboronic ester, which can be hindered in the presence of decomposition impurities and prevents effective reaction.

We finally wanted to examine the mechanism of this reaction by attempting to observe the boron enolate intermediate formed on nucleophilic substitution (Scheme 4). Mixing methyl 4-bromobenzoate with benzylboronic pinacol ester in the presence of LiTMP in d₆-THF gave a species that had a ¹H signal at 5.83 ppm with a HSQC correlation to a ¹³C signal at 97 ppm. This is very indicative of an electron-rich enol-like alkene. This signal disappeared on addition of water, and formation of product **2c** was confirmed. The O-bound nature of the boron enolate was further confirmed by ¹¹B NMR, which showed a peak at 8.8 ppm which is indicative of quaternary species bound to oxygen and suggestive that the methoxide leaving group was involved in coordination to boron, which was also observed in our previous geminal bis(boron) study.^{6b}

In conclusion, we have developed a new method that allows the synthesis of ketones from esters and benzylboronic pinacol





Scheme 4 Mechanism study.

esters. This forms a boron enolate that prevents any over-addition, and can be trapped either by water, providing ketones, or by the electrophilic fluorinating agent NFSI to provide an efficient route to fluorinated ketones in a convergent fashion. We have demonstrated that mono-boron enolates can be prepared by nucleophilic substitution with deprotonated benzylic boronate esters, improving atom economy in terms of boron and removing the requirement for a bis(boron) compound in these cases.

We thank EPSRC (Grant Ref: EP/W012626/1) for funding this work. This work was carried out using JBL (Joseph Banks Laboratories) Science facilities at the University of Lincoln.

Conflicts of interest

There are no conflicts to declare.

Data availability

The data supporting this article have been included as part of the supplementary information (SI). Supplementary information: experimental methods and data; copies of NMR spectra. See DOI: <https://doi.org/10.1039/d5cc05350a>.

Notes and references

- (a) S. Nahm and S. M. Weinreb, *Tetrahedron Lett.*, 1981, **22**, 3815–3818; (b) R. Senatore, L. Ielo, S. Monticelli, L. Castoldi and V. Pace, *Synthesis*, 2019, 2792–2808.
- C. T. A. Evelo, A. A. M. G. Sporeen, R. A. G. Bisschops, L. G. M. Baars and J. M. Neis, *Blood Cells, Mol. Dis.*, 1998, **24**, 280–295.
- (a) R. Levine, M. J. Karten and W. M. Kadunce, *J. Org. Chem.*, 1975, **40**, 1770–1773; (b) J. Wu, X. Yang, Z. He, X. Mao, T. A. Hatton and T. F. Jamison, *Angew. Chem., Int. Ed.*, 2014, **53**, 8416–8420; (c) K. Colas, A. C. V. D. dos Santos and A. Mendoza, *Org. Lett.*, 2019, **21**, 7908–7913; (d) K. Colas, A. C. V. D. dos Santos, S. V. Kohlhepp and A. Mendoza, *Chem. – Eur. J.*, 2022, **28**, e202104053.
- (a) R. K. Dieter, *Tetrahedron*, 1999, **55**, 4177–4236; (b) X.-j Wang, L. Zhang, X. Sun, Y. Xu, D. Krishnamurthy and C. H. Senanayake, *Org. Lett.*, 2005, **7**, 5593–5595.
- (a) H. Tatamidani, F. Kakiuchi and N. Chatani, *Org. Lett.*, 2004, **6**, 3597–3599; (b) P. Lei, G. Meng, Y. Ling, J. An, S. P. Nolan and M. Szostak, *Org. Lett.*, 2017, **19**, 6510–6513; (c) E. E. Stache, T. Rovis and A. G. Doyle, *Angew. Chem., Int. Ed.*, 2017, **56**, 3679–3683; (d) B. Roh, A. O. Farah, B. Kim, T. Feoktistova, F. Moeller, K. D. Kim, P. H.-Y. Cheong and H. G. Lee, *J. Am. Chem. Soc.*, 2023, **145**, 7075–7083; (e) W. Wang, C. Shen, L. Zhang and K. Dong, *Org. Lett.*, 2024, **26**, 850–854.
- (a) T. C. Stephens and G. Pattison, *Org. Lett.*, 2017, **19**, 3498–3501; (b) C. E. Iacono, T. C. Stephens, T. S. Rajan and G. Pattison, *J. Am. Chem. Soc.*, 2018, **140**, 2036–2040; (c) G. R. A. Garratt and G. Pattison, *Synlett*, 2020, 1656–1662; (d) P. Kumar and G. Pattison, *Chem. Commun.*, 2024, **60**, 13887–13890.
- (a) W. Sun, L. Wang, C. Xia and C. Liu, *Angew. Chem., Int. Ed.*, 2018, **57**, 5501–5505; (b) W. Sun, L. Wang, Y. Hu, X. Wu, C. Xia and C. Liu, *Nat. Commun.*, 2020, **11**, 3113; (c) W. Sun, L. Xu, Y. Qin and C. Liu, *Nat. Synth.*, 2023, **2**, 413–422; (d) L. Xu, D. Chen, P. Zhang, C. Xia and C. Liu, *Chem*, 2024, **10**, 3474–3487.
- B. Lee and P. J. Chirik, *J. Am. Chem. Soc.*, 2020, **142**, 2429–2437.
- (a) R. Nallagonda, K. Padala and A. Masarwa, *Org. Biomol. Chem.*, 2018, **16**, 1050–1064; (b) W. Jo, J. H. Lee and S. H. Cho, *Chem. Commun.*, 2021, 57, 4346–4353; (c) C. Zhang, W. Hu and J. P. Morken, *ACS Catal.*, 2021, **11**, 10660–10680.
- (a) D. S. Matteson, R. J. Moody and P. K. Jesthi, *J. Am. Chem. Soc.*, 1975, **97**, 5608–5609; (b) D. S. Matteson and R. J. Moody, *J. Am. Chem. Soc.*, 1977, **99**, 3196–3197; (c) D. S. Matteson and R. J. Moody, *Organometallics*, 1982, **1**, 20–28.
- (a) K. Hong, X. Liu and J. P. Morken, *J. Am. Chem. Soc.*, 2014, **136**, 10581–10584; (b) T. Fang, B. Ren and C. Liu, *Acc. Chem. Res.*, 2025, **58**, 2511–2525.
- (a) M. R. Hollerbach and T. J. Barker, *Organometallics*, 2018, **37**, 1425–1427; (b) J. C. Hayes, M. R. Hollerbach and T. J. Barker, *Tetrahedron Lett.*, 2020, **61**, 151505; (c) S. G. Gierszal and T. J. Barker, *Tetrahedron Lett.*, 2021, **82**, 153369; (d) T. J. Barker, A. Bogatkevich, D. W. Crowder, S. G. Gierszal, J. C. Hayes, M. R. Hollerbach and R. W. Russell, *Synthesis*, 2023, 2639–2647.
- H. Jin, J. Han, X. Liu, C. Feng and M. Zhan, *Org. Lett.*, 2023, **25**, 4168–4172.
- (a) S. H. Cho and J. F. Hartwig, *Chem. Sci.*, 2014, **5**, 694–698; (b) W. N. Palmer, J. V. Obligation, I. Pappas and P. J. Chirik, *J. Am. Chem. Soc.*, 2016, **138**, 766–769; (c) H. Lee, Y. Lee and S. H. Cho, *Org. Lett.*, 2019, **21**, 5912–5916; (d) D. Yoshii, T. Yatabe, T. Yabe and K. Yamaguchi, *ACS Catal.*, 2021, **11**, 2150–2155; (e) W. Dong, Z. Liu, M. Zhang, Z. Zhang, Y. Wei, G. Liu and W. Zhao, *Org. Lett.*, 2025, **27**, 3101–3106; (f) T. Yao, S. Wang, Y. Liu, G. Yin and Y. Li, *Org. Lett.*, 2025, **27**, 3691–3696.
- (a) A. Giroux, *Tetrahedron Lett.*, 2003, **44**, 233–235; (b) A. S. Dudnik and G. C. Fu, *J. Am. Chem. Soc.*, 2012, **134**, 10693–10697; (c) H. Li, L. Wang, Y. Zhang and J. Wang, *Angew. Chem., Int. Ed.*, 2012, **51**, 2943–2946; (d) C.-T. Yang, Z.-Q. Zhang, H. Tajuddin, C.-C. Wu, J. Liang, J.-H. Liu, Y. Fu, M. Czyzewska, P. G. Steel, T. B. Marder and L. Liu, *Angew. Chem., Int. Ed.*, 2012, **51**, 528–532; (e) T. C. Atack, R. M. Lecker and S. P. Cook, *J. Am. Chem. Soc.*, 2014, **136**, 9521–9523; (f) A. Fawcett, J. Pradailles, Y. Wang, T. Mutsuga, E. L. Myers and V. K. Aggarwal, *Science*, 2017, **357**, 283–286; (g) L. Wang, W. Sun and C. Liu, *Chin. J. Catal.*, 2018, **39**, 1725–1729; (h) Y. Qin, L. Xu, J. Xu and C. Liu, *Chin. J. Org. Chem.*, 2023, **43**, 1868–1874; (i) X. He, E. Shi and J. Xiao, *Org. Lett.*, 2024, **26**, 9728–9734.
- (a) L. S. Dobson and G. Pattison, *Chem. Commun.*, 2016, **52**, 11116–11119; (b) G. Pattison, *Beilstein J. Org. Chem.*, 2017, **13**, 2915–2921; (c) G. Pattison, *Eur. J. Org. Chem.*, 2018, 3520–3540; (d) G. Pattison, *Org. Biomol. Chem.*, 2019, **17**, 5651–5660.
- (a) S. Purser, P. R. Moore, S. Swallow and V. Gouverneur, *Chem. Soc. Rev.*, 2008, **37**, 320–330; (b) E. P. Gillis, K. J. Eastman, M. D. Hill, D. J. Donnelly and N. A. Meanwell, *J. Med. Chem.*, 2015, **58**, 8315–8359; (c) M. Inoue, Y. Sumii and N. Shibata, *ACS Omega*, 2020, **5**, 10633–10640; (d) R. J. Glyn and G. Pattison, *J. Med. Chem.*, 2021, **64**, 10246–10259.
- (a) M. H. Gelb, J. P. Svaren and R. H. Abeles, *Biochemistry*, 1985, **24**, 1813–1817; (b) K. Fearon, A. Spaltenstein, P. B. Hopkins and M. H. Gelb, *J. Med. Chem.*, 1987, **30**, 1617–1622; (c) C. Han, A. E. Salyer, E. H. Kim, X. Jiang, R. E. Jarrard, M. S. Powers, A. M. Kirchoff, T. K. Salvador, J. A. Chester, G. H. Hockerman and D. A. Colby, *J. Med. Chem.*, 2013, **56**, 2456–2465.

