



Cite this: *Chem. Commun.*, 2025, 61, 5084

Received 13th February 2025,  
Accepted 10th March 2025

DOI: 10.1039/d5cc00797f

rs.c.li/chemcomm

# Recent advances in the synthesis and transformations of sulfinic acid esters

Suguru Yoshida \*

Sulfinic acid esters (sulfinic acid esters) play a crucial role in various research fields including synthetic organic chemistry and pharmaceutical sciences. In this feature article, I review recent advances in the study of sulfinic acid esters within the realm of synthetic organic chemistry. First, recent methods for the efficient synthesis of diverse sulfinic acid esters from readily available starting materials such as thiols, aryl iodides, and sulfinic acids are discussed. Second, I introduce various modern transformations of sulfinic acid esters, categorized according to their reaction mechanisms.

## 1. Introduction

Sulfinic acid esters (sulfinic acid esters) play a crucial role in various research fields including synthetic organic chemistry and pharmaceutical sciences.<sup>1</sup> Sulfinic acid esters are generally shown as two types of resonance structures having polarized S=O or S<sup>+</sup>-O<sup>-</sup> moiety (Fig. 1A). The good stability of the chiral sp<sup>3</sup> sulfur center in sulfinic acid esters has enabled the efficient asymmetric synthesis of chiral compounds. While RCO<sub>2</sub>R' only means esters, RSO<sub>2</sub>R' shows sulfones or sulfinic acid esters (Fig. 1B). Compared to the divergent studies on sulfones, sulfinic acid ester chemistry is still immature regarding access and utility as synthetic intermediates. Herein, I summarize recent emerging studies on sulfinic acid esters for significant advances in synthetic organic chemistry.

Various sulfinic acid esters were prepared from sulfinyl chlorides and alcohols under basic conditions similar to the ester synthesis (Fig. 2A).<sup>2</sup> Sulfinic acid menthyl esters have played as significant chiral building blocks, which were prepared from sodium sulfonates and (–)-menthol in a diastereoselective manner *via* the formation of sulfinyl chlorides (Fig. 2B).<sup>3</sup> Contrasting to the well-studied ester synthesis from carboxylic acids under acidic conditions, it is not easy to synthesize sulfinic acid esters from sulfinic acids under acidic conditions due to the disproportionation affording thiosulfonates and sulfonic acids (Fig. 2C, upper).<sup>4</sup> Sulfinic acid ester synthesis was achieved from sulfinic acids and alcohols using condensation reagents including dicyclohexylcarbodiimide (DCC) (Fig. 2C, lower).<sup>5</sup> In addition, a wide range of sulfinic acid esters were synthesized from disulfides by the oxidation with *N*-bromosuccinimide (NBS) in

alcohols (Fig. 2D).<sup>6</sup> Although a broad variety of sulfinic acid esters were synthesized by the classical methods, it is not easy to prepare highly functionalized sulfinic acid esters from readily available starting materials under mild conditions.

Diverse transformations of sulfinic acid esters involving S–O cleavage served in synthesizing sulfoxides and sulfones (Fig. 3). For example, nucleophilic substitutions of sulfinic acid esters proceed smoothly to furnish organosulfur(IV) compounds (Fig. 3A). In particular, a wide variety of asymmetric syntheses of chiral sulfoxides were enabled by the Andersen method from sulfinic acid menthyl esters with organomagnesium reagents (Fig. 3B).<sup>7,8</sup> Isomerization of sulfinic acid esters easily took place by heating to provide the corresponding sulfones (Fig. 3C).<sup>9</sup> A wide range of synthetic methods and transformations of sulfinic acid esters have been developed recently based on the history described above. A part of recent studies on electrochemical preparation of sulfinic acid esters from thiols and sulfide synthesis from sulfinic acid esters were summarized in 2021<sup>1b</sup> and 2023,<sup>1c</sup> respectively. This feature article shows the modern synthesis of sulfinic acid esters and a broad range of their transformations categorized by the reaction mechanism.

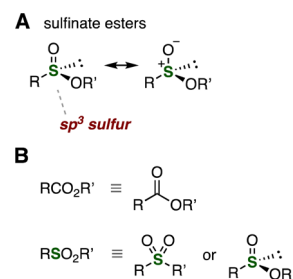


Fig. 1 (A) Resonance structures of sulfinic acid esters. (B) Carboxylic acids, sulfones, and sulfinic acid esters.

Department of Biological Science and Technology, Faculty of Advanced Engineering, Tokyo University of Science, 6-3-1 Nijjuku, Katsushika-ku, Tokyo 125-8585, Japan. E-mail: s-yoshida@rs.tus.ac.jp



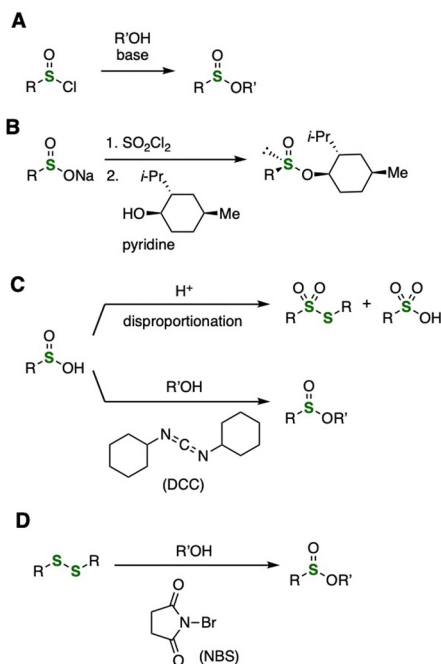


Fig. 2 (A) Synthesis of sulfinate esters from sulfinyl chlorides. (B) Synthesis of sulfinic acid menthyl esters. (C) Condensation of sulfinic acids. (D) Synthesis of sulfinate esters from disulfides.

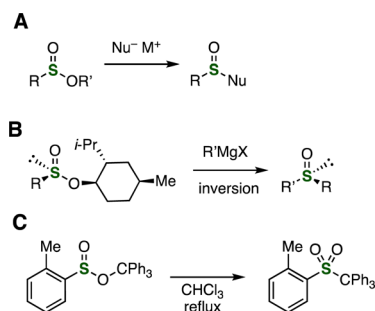


Fig. 3 (A) Nucleophilic substitution reactions of sulfinate esters. (B) Andersen method. (C) Isomerization of sulfinate esters.

## 2. Recent advances of sulfinate ester synthesis

### 2.1. Sulfinate ester synthesis from organosulfur(n) compounds

Oxidative methods were reported for synthesizing sulfinate esters from thiols and alcohols (Fig. 4 and 5). In 2016, Jang and coworkers accomplished the synthesis of sulfinate esters by treating thiols with alcohols in the presence of a catalytic amount of copper iodide and 1,5,7-triazabicyclo[4.4.0]dec-5-ene (TBD) at 65 °C under oxygen atmosphere (Fig. 4A).<sup>10a</sup> The reaction was prohibited by the addition of 2,2,6,6-tetramethylpiperidinyl-1-oxyl (TEMPO), where the corresponding disulfide was obtained.<sup>10a</sup> Based on the results obtained from the control experiments and electron paramagnetic resonance (EPR) spectra of the reaction mixture, the

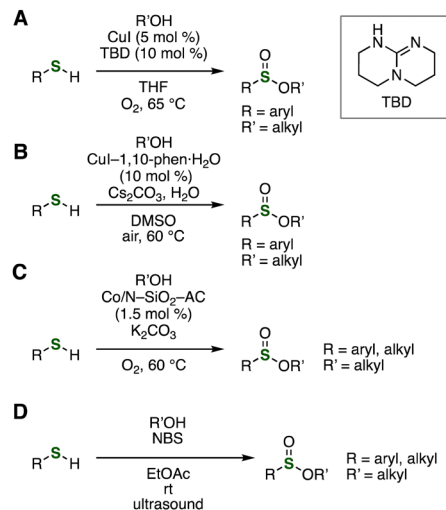


Fig. 4 (A) Sulfinate ester synthesis catalyzed by copper under oxygen. (B) Sulfinate ester synthesis catalyzed by copper under air. (C) Sulfinate ester synthesis using a reusable catalyst. (D) Ultrasound-promoted sulfinate ester synthesis.

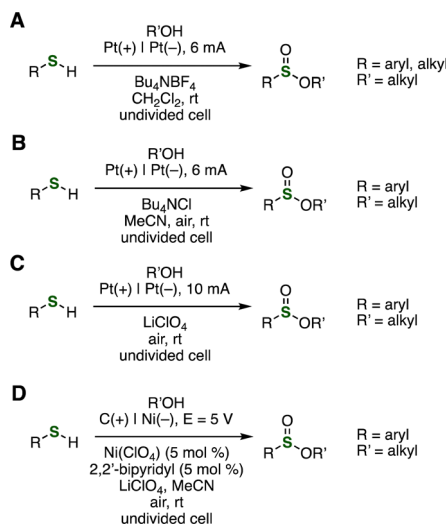
authors proposed a reaction pathway involving sulfinyl radicals. In 2024, Taniguchi reported that the copper-catalyzed sulfinate ester synthesis was accomplished under air using CuI and 1,10-phenanthridine (1,10-phen) monohydrate (Fig. 4B).<sup>10b</sup>

A new cobalt nanocatalyst supported on N-SiO<sub>2</sub>-doped activated carbon (Co/N-SiO<sub>2</sub>-Ac) was developed by Zhang and coworkers in 2018 (Fig. 4C).<sup>11</sup> Various sulfinate esters were synthesized from thiols and alcohols catalyzed by the newly developed reusable catalyst under an oxygen atmosphere. Also, Luu and coworkers reported in 2021 that ultrasound-promoted oxidation of thiols in alcohol with *N*-bromosuccinimide (NBS) proceeded smoothly to afford a wide variety of sulfinate esters (Fig. 4D).<sup>12</sup>

A number of methods were recently developed for electrochemical synthesis of sulfinate esters from thiols and alcohols (Fig. 5).<sup>13</sup> For example, in 2019, Zhong, Ling, and coworkers reported that the treatment of a dichloromethane solution of thiols and alcohols with tetrabutylammonium tetrafluoroborate as the electrolyte at room temperature in an undivided cell with platinum plates as electrodes under 6 mA constant current provided the corresponding sulfinate esters (Fig. 5A).<sup>13a</sup> Various thiols and alcohols participated in the efficient electro-synthesis of sulfinate esters. In 2020, a similar electro-synthetic method of sulfinate esters was reported by Wei, Xu, Zhang, *et al.* (Fig. 5B)<sup>13b</sup> and X.-C. Wang, Wu, G. Wang, B. Ma, J. Yang, *et al.* (Fig. 5C).<sup>13c</sup> Also, Kaboudin and coworkers found that sulfinate esters were synthesized from thiols and alcohols catalyzed by nickel at room temperature in an undivided cell with nickel foam as a cathode and modified graphite as an anode with lithium perchlorate as an electrolyte at 5.0 V cell potential (Fig. 5D).<sup>13d</sup>

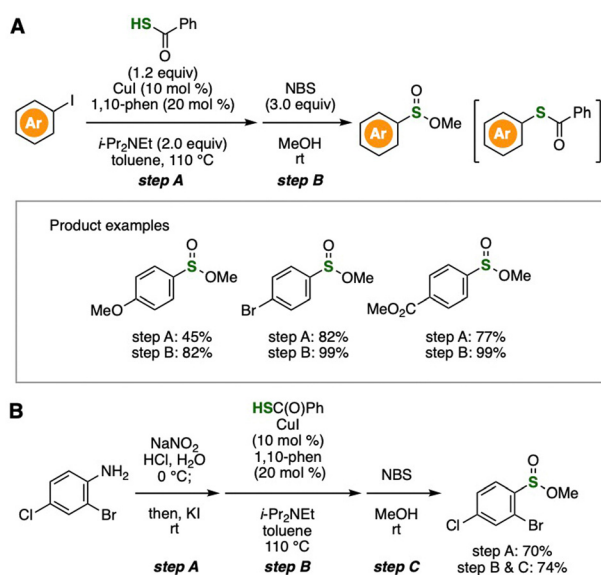
With the inconvenience of thiols as starting materials in terms of their instability under air and unpleasant smell, we



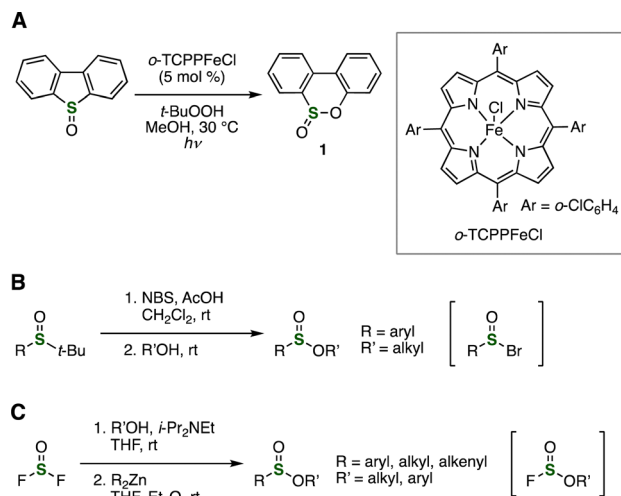


**Fig. 5** Electrosynthesis of sulfinate esters by (A) Zhong and Ling's group, (B) Wei, Xu, and Zhang's group, (C) X.-C. Wang, Wu, G. Wang, B. Ma, and J. Yang's group, and (D) Kaboudin's group.

recently developed an efficient method to synthesize sulfinate esters from aryl iodides (Fig. 6).<sup>14</sup> A wide variety of sulfinate esters were successfully prepared from aryl iodides by copper-catalyzed thiolation with thiobenzoic acid and subsequent oxidation with NBS in alcohols (Fig. 6A). Since the purification of thioester intermediates could be omitted, this 2-step method allowed us to access a wide range of sulfinate esters. Furthermore, we also achieved the synthesis of methyl 2-bromo-4-chlorobenzenesulfinate from the corresponding 2-bromo-4-chloroaniline by diazotization-iodination, copper-catalyzed thiolation, and oxidation to form sulfinate esters (Fig. 6B).



**Fig. 6** (A) Sulfinate ester synthesis from aryl iodides. (B) Sulfinate ester synthesis from 2-bromo-3-chloroaniline. 1,10-Phen = 1,10-phenanthroline.



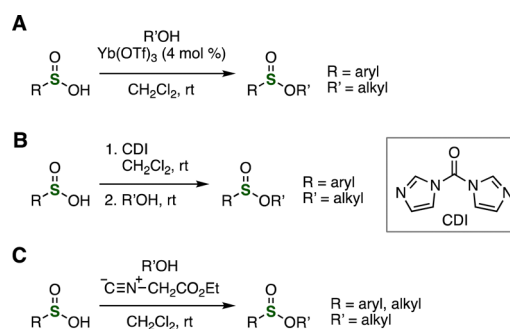
**Fig. 7** (A) Photoinduced thia-Baeyer–Villiger oxidation. (B) Synthesis of sulfinate esters from *tert*-butyl sulfoxides. (C) Sulfinate ester synthesis from thionyl fluoride.

## 2.2. Sulfinate ester synthesis from organosulfur(IV) compounds

Sulfinate esters were also synthesized from sulfoxides *via* S–C bond cleavage (Fig. 7). Photoinduced thia-Baeyer–Villiger oxidation was reported by Ma and coworkers in 2020 (Fig. 7A).<sup>15</sup> Treatment of dibenzothiophene oxide with *tert*-butyl hydroperoxide in the presence of a catalytic amount of porphyrin catalyst [TCPPFe]Cl under irradiation conditions afforded sulfinate ester **1** through S–C cleavage. In 2015, Sun *et al.* reported that *tert*-butyl sulfoxides reacted with various nucleophiles involving alcohols in the presence of NBS as an oxidant *via* sulfinyl bromide intermediates (Fig. 7B).<sup>16</sup> Instead of alcohols, amines and carbon nucleophiles such as Grignard reagents and indoles also reacted with the sulfinyl bromide intermediates.

Sulfinate esters were synthesized from thionyl fluoride by Sammis and coworkers in 2024 (Fig. 7C).<sup>17</sup> Treatment of alcohols with thionyl fluoride facilitated by *N*-ethyl-diisopropylamine resulted in monoalcoholysis. Then, alkylation or arylation of the resulting sulfinyl fluorides took place with dialkyl- or diarylzinc reagents to afford a variety of sulfinate esters.

A number of methods for sulfinate ester synthesis were reported from sulfinic acids and alcohols (Fig. 8). For example,



**Fig. 8** Sulfinate ester synthesis from sulfinic acids using (A) Yb(OTf)<sub>3</sub>, (B) CDI, or (C) an isocyanide.



in 2008, Kielbasiński, Drabowicz, *et al.* succeeded in the preparation of sulfinate esters catalyzed by ytterbium triflate through sulfinylation of alcohols (Fig. 8A).<sup>18</sup> Metal-free sulfinate ester synthesis was developed by Hitchcock *et al.* in 2021 *via* pretreatment of sulfinic acids with 1,1'-carbonyldiimidazole (CDI) followed by the addition of alcohols (Fig. 8B).<sup>19</sup> In 2021, Wen and coworkers reported isocyanide-induced esterification of sulfinic acids through sulfoxide-type intermediates (Fig. 8C).<sup>20</sup>

Various methods have been developed this decade to synthesize sulfinate esters from sulfinate anions (Fig. 9). For example, Wu, Li, and coworkers found that trimethylsilyl chloride promoted the formation of sulfinate esters from alcohols and sodium sulfonates through silyl sulfinate intermediates (Fig. 9A).<sup>21</sup> Difluoromethanesulfinate ester synthesis was reported by Shibata *et al.* in 2021 from sodium difluoromethanesulfinate and alcohols with  $\text{Ph}_2\text{P}(\text{O})\text{Cl}$  as an activator *via* a phosphinic acid ester intermediate (Fig. 9B).<sup>22</sup> A wide variety of enantioselective methods were developed from sulfinate anions and alcohols with organocatalysts and condensation reagents (Fig. 9C–E).<sup>23</sup> In 2022, Tan, Zhang, and coworkers achieved an asymmetric synthesis of chiral sulfinate esters from potassium sulfonates and alcohols with ethyl chloroformate in the

presence of a catalytic amount of pentadine (PN) through  $\text{S}_\text{N}2$  reaction of a mixed acid anhydride intermediate (Fig. 9C).<sup>23a</sup> Enantioselective synthesis of sulfinate esters was reported by Guo, Xie, Tian, *et al.* in 2024 using pyridine-oxide-type organocatalyst C1 (Fig. 9D).<sup>23b</sup> In 2024, Chi, Wu's group succeeded in the enantioselective sulfinylation of alcohols with sodium sulfonates catalyzed by quinine (Fig. 9E).<sup>23c</sup>

### 2.3. Sulfinate ester synthesis from organosulfur(vi) compounds

A variety of transformations for sulfinyl esters from sulfonylmethyl isocyanides and alcohols were developed (Fig. 10). In 2015, Wu and coworkers reported that bismuth(III) bromide catalyzed selective formation of sulfinyl esters in the presence of acetic acid through iminoester intermediates, where the corresponding sulfones were not observed (Fig. 10A).<sup>24a</sup> These reaction conditions were improved for the efficient sulfinylation of alcohols with sulfonylmethyl isocyanides in the presence of  $\alpha, \alpha, \alpha$ -trichloroacetic acid and a catalytic amount of bismuth(III) triflate (Fig. 10B).<sup>24b</sup> Sulfinylation was also achieved by Prapurna in 2017 using  $\text{BF}_3 \cdot \text{OEt}_2$  at room temperature, in which sulfones were synthesized at 80 °C (Fig. 10C).<sup>24c</sup> In 2016, Prapurna *et al.* found a metal-free protocol for the sulfinyl ester synthesis from sulfonyl isocyanides and alcohols with triphenylphosphine and diisopropyl azodicarboxylate (DIAD) by the Mitsunobu-type mechanism (Fig. 10D).<sup>25</sup>

Sulfinate esters were also synthesized from sulfonyl hydrazides and alcohols under oxidation conditions (Fig. 11). For example, a copper-catalyzed method for the preparation of

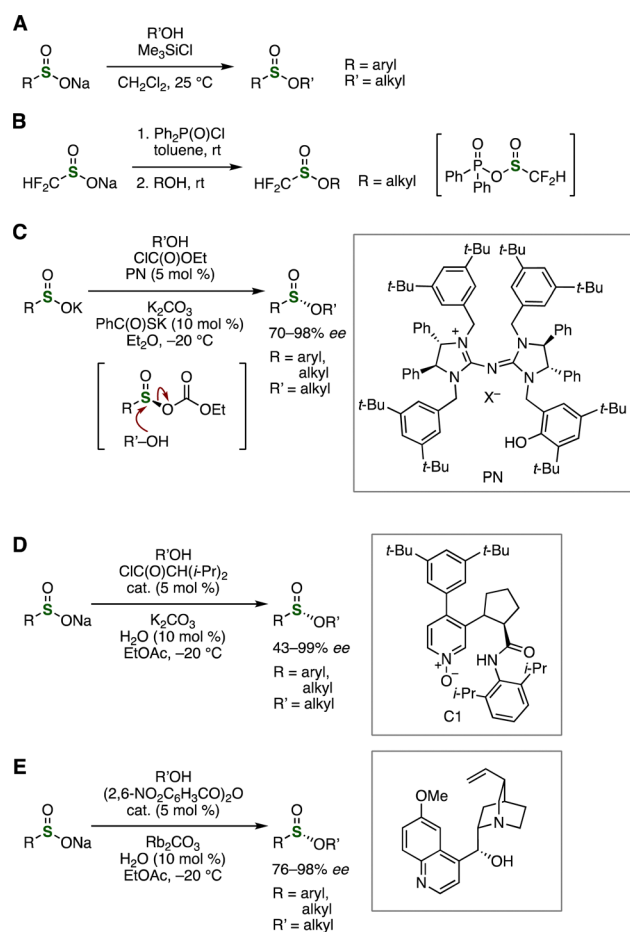


Fig. 9 Sulfinate ester synthesis from sulfinate anions using (A) trimethylsilyl chloride, (B)  $\text{Ph}_2\text{P}(\text{O})\text{Cl}$ , (C) PN, (D) C1, or (E) quinine.

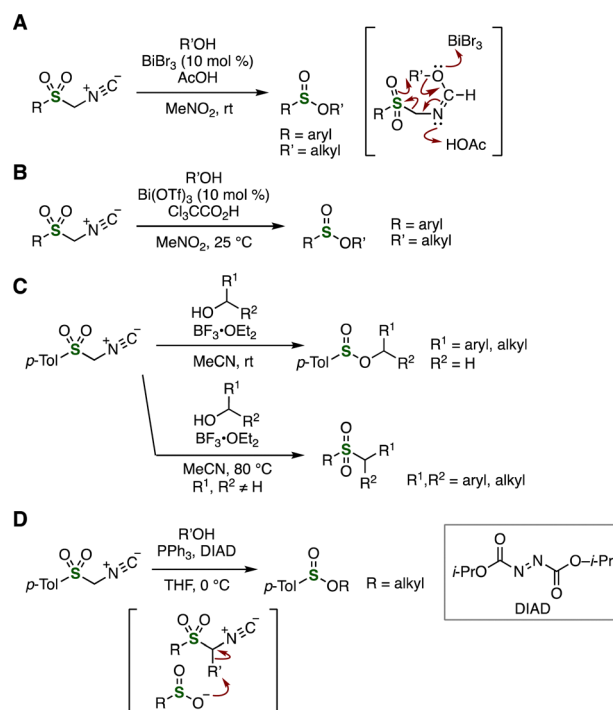


Fig. 10 Sulfinate ester synthesis from isocyanides using (A)  $\text{BiBr}_3$ , (B)  $\text{Bi}(\text{OTf})_3$ , (C)  $\text{BF}_3 \cdot \text{OEt}_2$ , or (D)  $\text{PPh}_3$  and DIAD.

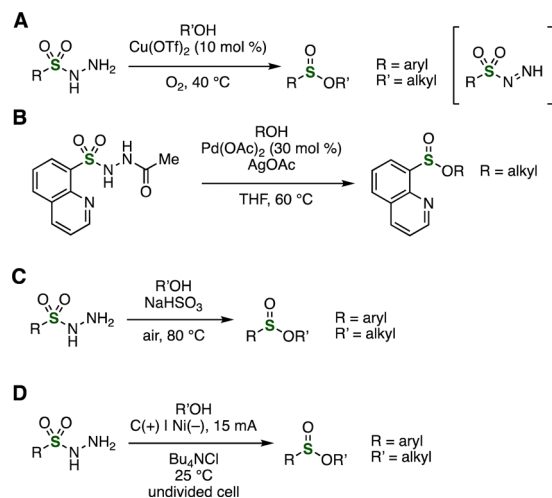


Fig. 11 Sulfinate ester synthesis from *N*-sulfonylhydrazides with (A)  $\text{Cu}(\text{OTf})_2$ , (B)  $\text{Pd}(\text{OAc})_2$ , (C)  $\text{NaHSO}_3$  under air, or (D) an electrochemical method.

sulfinate esters was found by Pan, Han, and coworkers in 2016 (Fig. 11A).<sup>26a</sup> Treatment of sulfonyl hydrazides with alcohols in the presence of copper(II) triflate under an oxygen atmosphere provided sulfinate esters in good yields. The authors proposed a reaction mechanism involving diazenes and the corresponding sulfinic acids as intermediates. In 2020, Srivastava *et al.* reported a palladium-catalyzed sulfinyl ester synthesis from quinoline-substituted sulfonyl hydrazides and alcohols in the presence of silver acetate (Fig. 11B).<sup>26b</sup> Transition-metal-free conditions were found by Ding and coworkers in 2021, in which sulfinate ester synthesis was accomplished from sulfonyl hydrazides in alcohols mediated by  $\text{NaHSO}_3$  as a reductant under air (Fig. 11C).<sup>26c</sup> In 2024, Lee *et al.* found that sulfinate esters were synthesized from sulfonyl hydrazides and *ortho* esters in an electrochemical manner (Fig. 11D).<sup>27</sup>

Base-promoted synthesis of sulfinate esters was developed from sulfonyl hydrazones (Fig. 12A and B). For instance, Wu, Li, *et al.* reported in 2020 that sulfinate esters were prepared from sulfonyl hydrazones by treatment with *N*-ethyl-diisopropylamine in nitromethane at 90 °C *via* isomerization and rearrangement with denitrogenation (Fig. 12A).<sup>28a</sup> Also,  $\text{K}_2\text{CO}_3$ -catalyzed

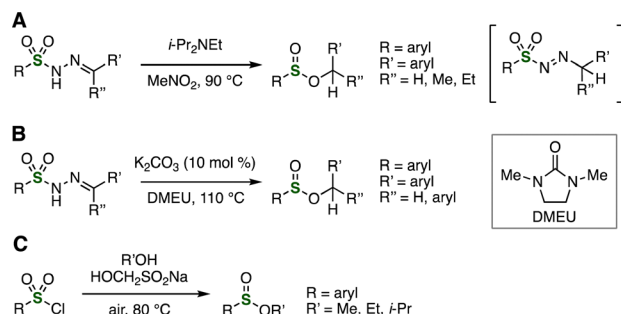


Fig. 12 Sulfinate ester synthesis from sulfonyl hydrazones using (A)  $i\text{-Pr}_2\text{NEt}$  and (B)  $\text{K}_2\text{CO}_3$ . (C) Sulfinate ester synthesis from sulfonyl chlorides. DMEU = 1,3-dimethyl-2-imidazolidinone.

synthesis of sulfinate esters from sulfonyl hydrazones was reported by Basak *et al.* in 2020 (Fig. 12B).<sup>28b</sup> In 2022, Ding, Wu, and coworkers succeeded in the preparation of sulfinyl esters from sulfonyl chlorides and alcohols with rongalite ( $\text{HOCH}_2\text{SO}_2\text{Na}$ ) as a reductant *via* thiosulfonate intermediates (Fig. 12C).<sup>29</sup>

### 3. Recent transformations of sulfinate esters

#### 3.1. Sulfinylation using sulfinate esters

Electrophilic activation of sulfinate esters allowed the sulfinylation of various nucleophiles. In 2011, Ruano, Yuste, and coworkers reported that methyl sulfonates served in the sulfinylation of arenes promoted by aluminum trichloride (Fig. 13).<sup>30a</sup> For instance, treatment of methyl benzenesulfonate and anisole with aluminum trichloride in 1,2-dichloroethane at 25 °C afforded 4-anisyl phenyl sulfoxide in moderate yield (Fig. 13A). Also, various sulfoxides were synthesized by the Friedel-Crafts-type sulfinylation with sulfinate esters *via* cationic intermediates. Friedel-Crafts-type sulfinylation of aromatic compounds with recyclable ionic liquid  $[\text{Bmim}]\text{Cl} \cdot 2\text{AlCl}_3$  ( $\text{Bmim}$  = 1-butyl-3-methylimidazolium) under ultrasound irradiation was found by Luu *et al.* in 2017 (Fig. 13B).<sup>30b</sup>

Recently, we have developed a variety of sulfinylation reactions using sulfinate esters (Fig. 14).<sup>31–34</sup> In 2020, *S*-allylation of sulfinate esters was achieved with allylsilanes under Pummerer-type conditions (Fig. 14A).<sup>31a</sup> For example, allyl 4-anisyl sulfoxide was efficiently synthesized by treating methyl 4-methoxybenzenesulfonate and allyltrimethylsilane with trifluoromethanesulfonic anhydride ( $\text{Tf}_2\text{O}$ ) in dichloromethane followed by the addition of aqueous sodium bicarbonate. We accomplished the preparation of a wide range of sulfoxides leaving various functional groups untouched. It is worth noting that the sulfoxide moiety remained unreacted despite diverse reports on the transformations of sulfoxides

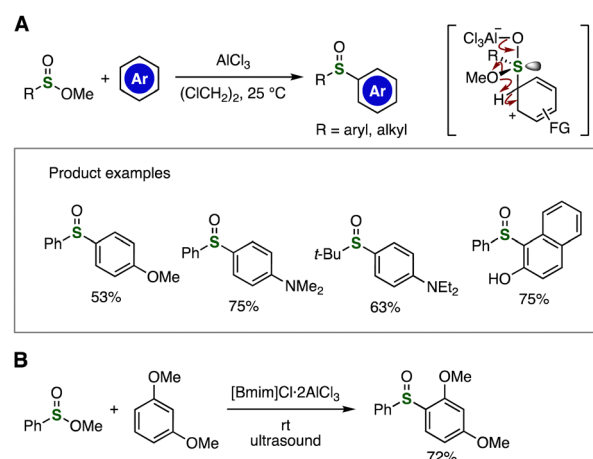
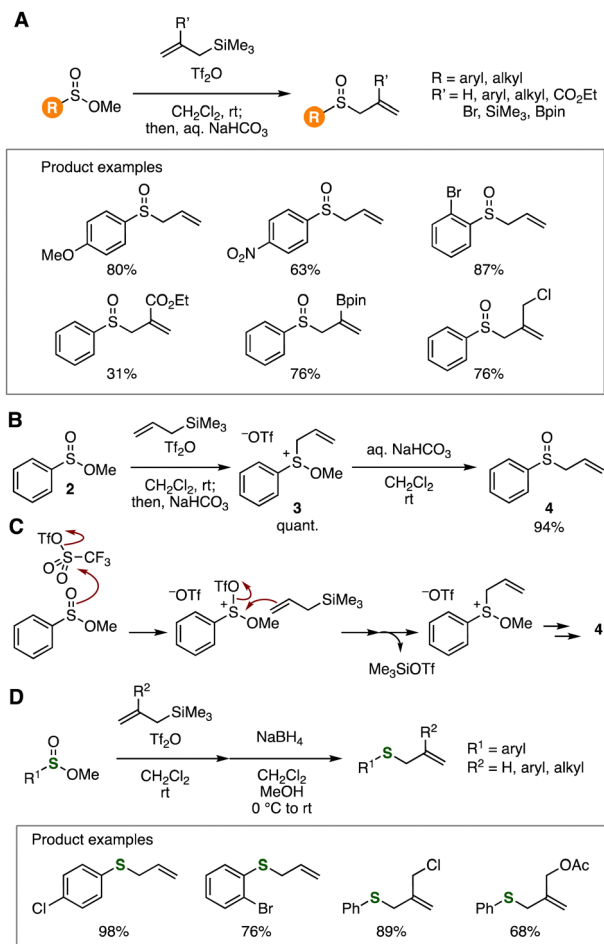


Fig. 13 Sulfinylation of aromatic compounds using (A)  $\text{AlCl}_3$  or (B)  $[\text{Bmim}]\text{Cl} \cdot 2\text{AlCl}_3$ .

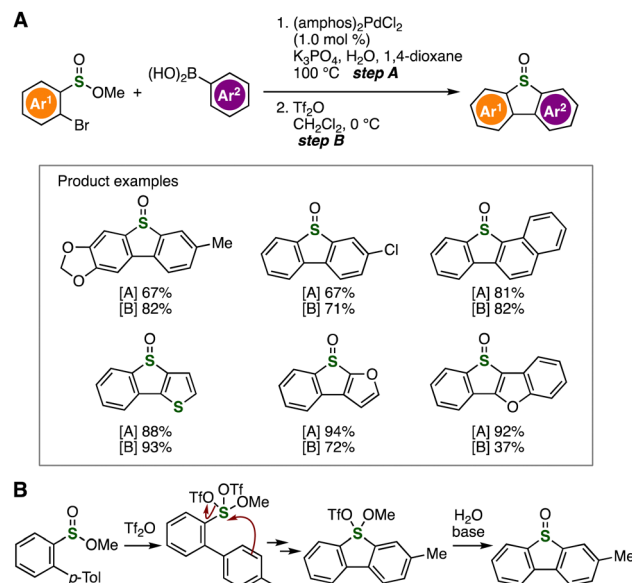




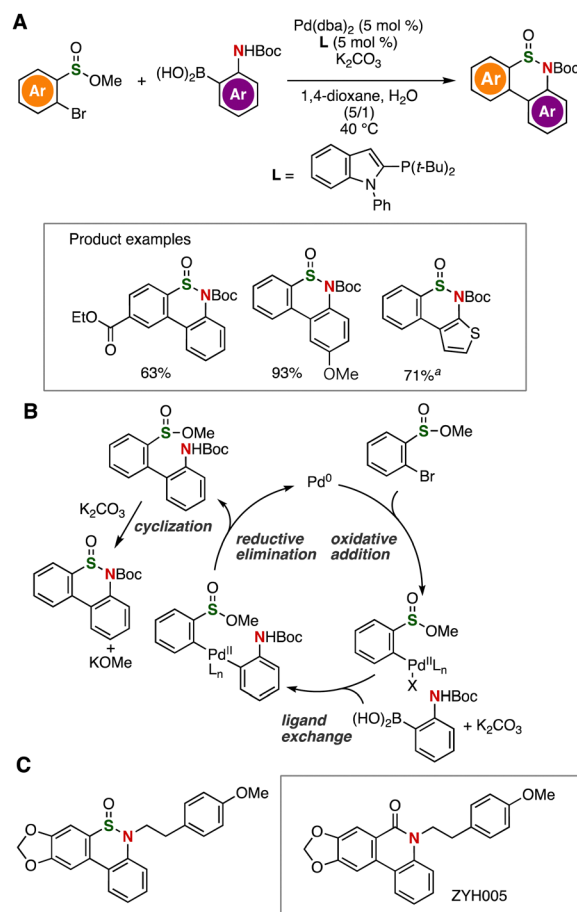
**Fig. 14** (A) Allyl sulfoxide synthesis from sulfinate esters. (B) Isolation of intermediate **3**. (C) Plausible reaction mechanism. (D) Allyl sulfide synthesis from sulfinate esters. Bpin = pinacolboranyl.

via S=O cleavage to yield sulfides under Pummerer-type conditions.<sup>32</sup> We succeeded in the isolation of sulfonium or sulfurane intermediate **3** and subsequent hydrolysis to provide sulfoxides **4** (Fig. 14B). This result supports a plausible reaction mechanism involving electrophilic activation of sulfinate esters with Tf<sub>2</sub>O, S-allylation with allylsilanes, and following hydrolysis of the resulting sulfonium intermediates (Fig. 14C). We also realized the synthesis of sulfides by the S-allylation-reduction protocol (Fig. 14D).<sup>31b</sup> The good functional group tolerance in the C-S formation under mild Pummerer-type conditions allowed us to prepare various functionalized sulfoxides and sulfides from various sulfinate esters prepared from the corresponding aryl iodides.

Various dibenzothiophene S-oxides were synthesized by bromide-selective cross-coupling and subsequent intramolecular S-arylation (Fig. 15).<sup>31c</sup> First, a broad range of sulfinate esters were prepared by the palladium-catalyzed Suzuki-Miyaura cross-coupling with arylboronic acids without damaging sulfinate ester moieties (Fig. 15A). Then, efficient cyclization of the resulting biaryl-substituted sulfinate esters took place with Tf<sub>2</sub>O followed by the hydrolysis with aqueous



**Fig. 15** (A) Synthesis of dibenzothiophene S-oxides. (B) Plausible reaction mechanism. amphos = (4-dimethylaminophenyl)di-*tert*-butylphosphine.



**Fig. 16** (A) Synthesis of thiaphenanthridinones. <sup>a</sup> The reaction was performed using (t-Bu)<sub>3</sub>P-HBF<sub>4</sub> as a ligand. (B) Plausible reaction mechanism. (C) Bioactive phenanthridinone analogue. dba = dibenzylideneacetone; Boc = *tert*-butoxycarbonyl.



sodium bicarbonate to afford various dibenzothiophene *S*-oxides. We succeeded in the isolation of the intermediate and subsequent hydrolysis (Fig. 15B).

Bromide-selective arylation and following cyclization allowed us to synthesize thiaphenanthridinones (Fig. 16).<sup>33</sup> Indeed, various thiaphenanthridinones were prepared from *o*-bromo-substituted aromatic sulfinate esters and *o*-borylanilines catalyzed by palladium, in which cyclization also took place under the basic conditions (Fig. 16A). Control experiments support that the thiaphenanthridinone synthesis involved palladium-catalyzed cross-coupling and subsequent intramolecular *N*-sulfonylation with potassium carbonate (Fig. 16B). We achieved the preparation of thia-analog of bioactive phenanthridinone ZYH005 (Fig. 16C).

We found that sulfinate esters served in the cross-coupling-type *S*-arylation of arylboronic acids (Fig. 17).<sup>34</sup> Treatment of arylboronic acids with sulfinate esters in the presence of potassium carbonate and a catalytic amount of palladium catalyst XPhos Pd G4 provided various sulfoxides (Fig. 17A). At this stage, we proposed two possible pathways to form sulfoxides involving oxidative addition, transmetalation, and reductive elimination, or transmetalation and  $\sigma$ -bond metathesis (Fig. 17B and C).

In 2019, Chen and coworkers reported Ni/NHC-catalyzed synthesis of sulfinamides from sulfinate esters and amines (Fig. 18A).<sup>35a</sup> A wide variety of sulfinamides were prepared by treating sulfinate esters with amines in the presence of a

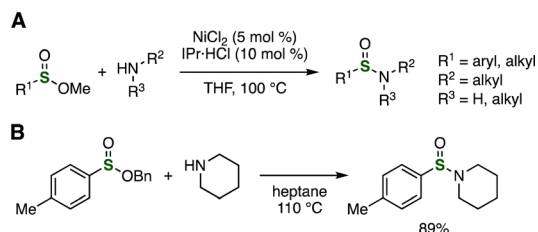


Fig. 18 (A) Nickel-catalyzed sulfinamide synthesis. (B) Synthesis of a sulfinamide from benzyl sulfinate and piperidine.

catalytic amount of nickel dichloride and 1,3-bis(2,6-diisopropylphenyl)imidazolium chloride at 100 °C. In the manuscript on transamidation of sulfinamides with amines reported by Kano *et al.* in 2023, sulfinamide synthesis was achieved from benzyl 4-toluenesulfinate and piperazine at 110 °C (Fig. 18B).<sup>35b</sup>

### 3.2. Transformations of sulfinate esters through C-S formation *via* S-C or C-O cleavage

Radical cyclization for the synthesis of cyclic sulfinate esters was reported by Shu and coworkers in 2024 (Fig. 19A).<sup>36</sup>

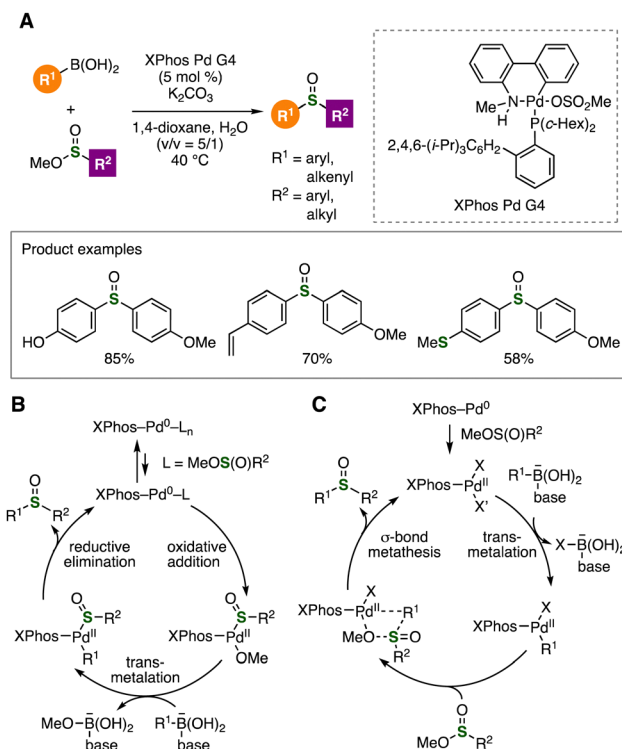


Fig. 17 (A) Palladium-catalyzed synthesis of sulfoxides. Plausible reaction mechanisms *via* (B) oxidative addition of sulfinate esters or (C)  $\sigma$ -bond metathesis.

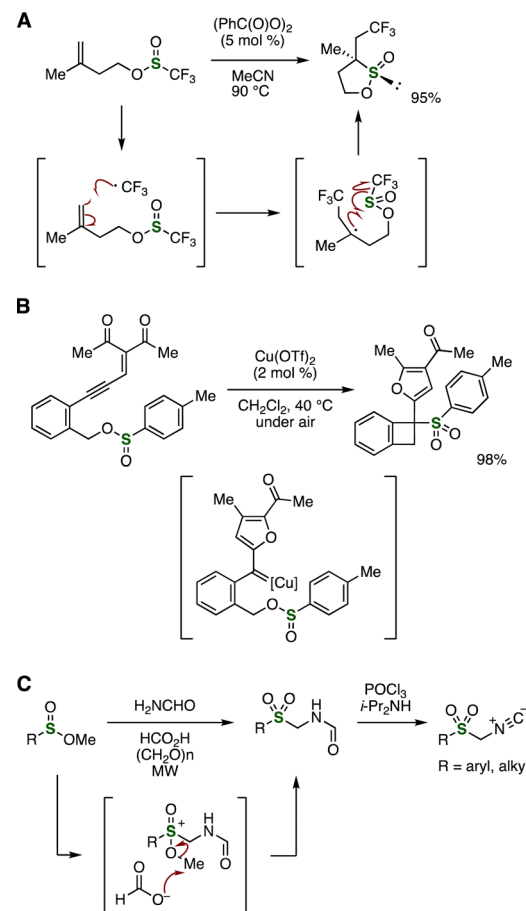


Fig. 19 (A) Synthesis of cyclic sulfinate esters *via* radical cyclization. (B) Synthesis of sulfones *via* 1,4-sulfinate migration. (C) Synthesis of sulfonylmethyl isocyanides.



Treatment of butenyl trifluoromethanesulfonates having an *exo*-methylene moiety with a catalytic amount of benzoic peroxide in acetonitrile at 90 °C afforded cyclic sulfinate esters in high yield *via* S–C cleavage. The authors proposed a radical mechanism through the generation of trifluoromethyl radical from the reaction of butenyl sulfinate esters and phenyl radical.

Cyclization from sulfinate esters with an enyne moiety was also reported by Li, Xu, and coworkers in 2024 (Fig. 19B).<sup>37</sup> The 1,4-sulfinate migration was triggered by furan ring formation catalyzed by copper to afford sulfones *via* a copper carbene intermediate.

Synthesis of sulfonylmethyl isocyanides under microwave irradiation was achieved by Fleming, Lujan-Montelongo, *et al.* in 2015 (Fig. 19C).<sup>38</sup> Formation of sulfones by treating sulfinate esters with formic acid and paraformaldehyde and following dehydration with phosphoryl chloride enabled the efficient preparation of sulfonylmethyl isocyanides.

### 3.3. Transformations of sulfinate esters for the synthesis of sulfides

Recently, various methods to synthesize aromatic sulfides have been developed using sulfinate esters and nucleophilic (hetero)arenes (Fig. 20 and 21). For example, Gu, Liu, and coworkers reported sulfenylation of electron-rich aromatic compounds such as 2-aminonaphthalenes and indoles facilitated with tetrabutylammonium iodide (TBAI) (Fig. 20A).<sup>39</sup> The authors found that this sulfenylation involved the formation of thiosulfonates from sulfinate esters with TBAI (Fig. 20B). Iodine-catalyzed sulfenylation of isoquinoline-1(2*H*)-ones with sulfinate esters was disclosed by Tang, Yang, and coworkers in 2021 (Fig. 20C).<sup>40a</sup> Treatment of isoquinoline-1(2*H*)-ones with sulfinate esters in the presence of a catalytic amount of iodine in acetonitrile at 140 °C provided 4-sulfenylated isoquinoline-1(2*H*)-ones in good yield. The formation of di-*p*-tolyl disulfide from ethyl *p*-toluenesulfinate catalyzed by iodine in acetonitrile

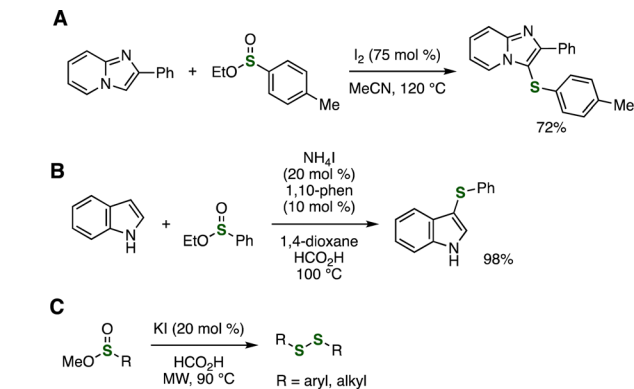


Fig. 21 (A) Sulfenylation of imidazo[1,2-a]pyridines. (B) Sulfenylation of indoles. (C) Synthesis of disulfides from sulfinate esters.

at 140 °C was confirmed by LC-MS analysis (Fig. 20D). Iodine-mediated sulfenylation of imidazo[1,2-a]pyridines with sulfinate esters was found by Tang's group in 2021 (Fig. 21A).<sup>40b</sup> Various imidazo[1,2-a]pyridines bearing sulfanyl groups were synthesized by the iodine-mediated conditions *via* the formation of disulfides. In 2019, sulfenylation of indoles with sulfinate esters was reported by Zhang, Liu, and coworkers (Fig. 21B).<sup>41</sup> The reaction took place smoothly when indoles were treated with and sulfinate esters in the presence of a catalytic amount of ammonium iodide and 1,10-phenanthroline at 100 °C. The formation of

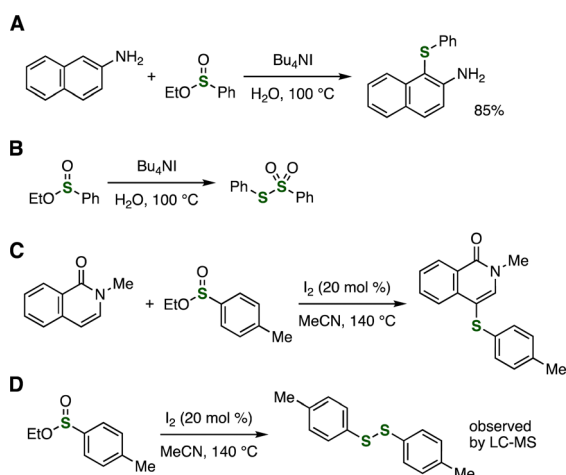


Fig. 20 (A) Sulfenylation of electron-rich arenes. (B) Formation of a thiosulfonate. (C) Sulfenylation of isoquinoline-1(2*H*)-ones. (D) Formation of *p*-tolyl disulfide.

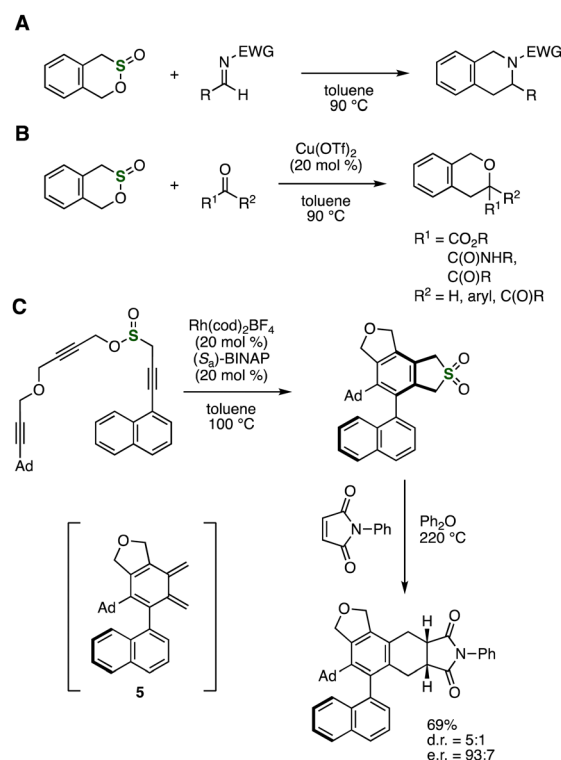


Fig. 22 (A) Aza-Diels-Alder reaction of *o*-quinodimethanes generated from cyclic sulfinate esters. (B) Oxa-Diels-Alder reaction of *o*-quinodimethanes generated from cyclic sulfinate esters. (C) Enantioselective preparation of *o*-quinodimethane atropisomers. (S<sub>3</sub>)-BINAP = (S)-2,2'-bis(diphenylphosphino)-1,1'-binaphthyl.



disulfides from sulfinate esters with potassium iodide in the presence of formic acid was reported by Luján-Montelongo and coworkers in 2023 (Fig. 21C).<sup>42</sup>

### 3.4. Transformations of sulfinate esters through the generation of *o*-quinodimethane intermediates

Cycloaddition of *o*-quinodimethanes generated from cyclic sulfinate esters was achieved by Ngamnithiporn and coworkers in 2022 and 2024 (Fig. 22A and B).<sup>43</sup> For example, treatment of cyclic sulfinate esters with imines catalyzed by copper(II) triflate at 90 °C furnished tetrahydroisoquinolines by aza-Diels–Alder reaction of *o*-quinodimethane intermediates *via* the removal of sulfur dioxide (Fig. 22A).<sup>43a,b</sup> The authors also developed an efficient method to synthesize isochromans by oxa-Diels–Alder reaction of *o*-quinodimethane intermediates with carbonyl compounds including ethyl glyoxalates (Fig. 22B).<sup>43b</sup> In 2022, Sparr and coworkers realized enantioselective preparation of *o*-quinodimethane atropisomers and their stereospecific Diels–Alder reaction from sulfinate esters bearing triyne moieties and dienophiles catalyzed by Rh(cod)<sub>2</sub>BF<sub>4</sub> and (S<sub>a</sub>)-BINAP (Fig. 22C).<sup>44</sup> The enantioselective formation of *o*-quinodimethane intermediate 5 proceeded by rhodium-catalyzed [2+2+2] cycloaddition of triyne and subsequent removal of sulfur dioxide.

## 4. Conclusions and future perspectives

This feature article summarizes recent studies on sulfinate esters. The accessibility of sulfinate esters has significantly improved, demonstrating good functional group tolerance when synthesized from readily available starting materials such as thiols, aryl iodides, and sulfinic acids. A wide variety of organosulfur compounds can be synthesized through modern transformations of sulfinate esters, including electrophilic activation and transition-metal-catalyzed processes.

Given the growing demand for organosulfur compounds in pharmaceutical sciences, broad synthetic methods that preserve reactive functional groups remain highly sought after. Furthermore, considering great achievements in modern synthetic chemistry using various electrophiles such as amides through a variety of activations involving catalytic methods, the significant potential of sulfinate esters, enabled by diverse activation strategies, is expected to drive the development of novel transformations, contributing to various research fields, including drug discovery. Continued advances in sulfinate ester chemistry will be of great significance across multiple disciplines, including organic chemistry, pharmaceutical sciences, agrochemistry, and materials chemistry.

The authors thank Central Glass Co., Ltd for providing Tf<sub>2</sub>O and TfoH. This work was supported by JSPS KAKENHI Grant Number JP23K23354 (S. Y.).

## Data availability

No primary research results have been included in this feature article.

## Conflicts of interest

There are no conflicts to declare.

## Notes and references

- (a) S. Oae and N. Kunieda, *Sulfinic Acids and Sulfinic Esters*, in *Organic Chemistry of Sulfur*, ed. S. Oae, Springer, Boston, 1977, pp. 603–647; (b) N. Amri and T. Wirth, *Chem. Rec.*, 2021, **21**, 2526; (c) O. Pouralimardan, H. Bahir, S. M. Saeed, A. H. Adhab and R. Sadeghzadeh, *Chem. Rev. Lett.*, 2023, **6**, 95.
- (a) I. B. Douglass, *Tetrahedron Lett.*, 1962, 93; (b) I. B. Douglass, *J. Org. Chem.*, 1965, **30**, 633.
- M. Hulce, J. P. Mallamo, L. L. Frye, T. P. Kogan and G. H. Posner, *Org. Synth.*, 1986, **64**, 196.
- J. L. Kice and K. W. Bowers, *J. Am. Chem. Soc.*, 1962, **84**, 605.
- A. R. Hajipour, A. R. Falahati and A. E. Ruoho, *Tetrahedron Lett.*, 2006, **47**, 2717.
- J. L. G. Ruano, J. Aleman, M. B. Cid and A. Parra, *Org. Lett.*, 2005, **7**, 179.
- (a) K. K. Andersen, *Tetrahedron Lett.*, 1962, 93; (b) H. Gilman, J. Robinson and N. J. Beaber, *J. Am. Chem. Soc.*, 1926, **48**, 2715.
- Recent examples for the chiral sulfoxide synthesis, see: (a) Y. Lou, J. Wei, M. Li and Y. Zhu, *J. Am. Chem. Soc.*, 2022, **144**, 123; (b) G.-Y. Zhu, J.-J. Zhou, L.-G. Liu, X. Li, X.-Q. Zhu, X. Lu, J.-M. Zhou and L.-W. Ye, *Angew. Chem., Int. Ed.*, 2022, **61**, e202204603; (c) K. B. Gan, R.-L. Zhong, Z.-W. Zhang and F. Y. Kwong, *J. Am. Chem. Soc.*, 2022, **144**, 14864.
- (a) C. C. Arcus, M. P. Balfe and J. Kenyon, *J. Chem. Soc.*, 1938, 485; (b) A. H. Wragg, J. S. McFadyen and T. S. Stevens, *J. Chem. Soc.*, 1958, 3603; (c) A. C. Cope, D. E. Morrison and L. Field, *J. Am. Chem. Soc.*, 1950, **72**, 59; (d) D. Darwish and E. A. Preston, *Tetrahedron Lett.*, 1964, 113.
- (a) P. K. Shyam, Y. K. Kim, C. Lee and H.-Y. Jang, *Adv. Synth. Catal.*, 2016, **358**, 56; (b) N. Taniguchi, *Asian J. Org. Chem.*, 2024, **13**, e202400131.
- C. Zhou, Z. Tan, H. Jiang and M. Zhang, *Green Chem.*, 2018, **20**, 1992.
- L.-A. T. Nguyen, T.-N. Le, C.-T. Duong, C.-T. Vo, F. Duus and T. X. T. Luu, *J. Sulfur Chem.*, 2021, **42**, 519.
- (a) C. Ai, H. Shen, D. Song, Y. Li, X. Yi, Z. Wang, F. Ling and W. Zhong, *Green Chem.*, 2019, **21**, 5528; (b) Y. He, J. Zhang, L. Xu and Y. Wei, *Tetrahedron Lett.*, 2020, **61**, 151631; (c) H. Zhou, J. Duan, D. Xie, J. Yang, B. Ma, G. Wang, C. Wu and X.-C. Wang, *Synthesis*, 2020, 2705; (d) B. Kaboudin, L. Behrouzi, F. Kazemi, M. M. Najafpour and H. Aoyama, *ACS Omega*, 2020, **5**, 17947.
- K. Nakamura, Y. Kumagai, A. Kobayashi and S. Yoshida, *Org. Biomol. Chem.*, 2023, **21**, 6886.
- (a) X. Ma, Y. Liu, L. Du, J. Zhou and I. E. Markó, *Nat. Commun.*, 2020, **11**, 914; (b) W. Shi, X. Zhou, Y. Kong, J. Li and I. E. Markó, *Chem. – Asian J.*, 2020, **15**, 511.
- J. Wei and Z. Sun, *Org. Lett.*, 2015, **17**, 5396.
- W. P. Chappell, M. Favié and G. M. Sammis, *Chem. Commun.*, 2024, **60**, 9765.
- J. Drabowicz, M. Kwiatkowska and P. Kielbasiński, *Synthesis*, 2008, 3563.
- J. L. Shaw, B. J. Austermeuhle, J. M. Witte, T. R. Dorsey, C. Delach, C. G. Hamaker and S. R. Hitchcock, *Synthesis*, 2021, 2693.
- J. Yang, H. Dong, K. Yan, X. Song, J. Yu and J. Wen, *Adv. Synth. Catal.*, 2021, **363**, 5417.
- Y.-Z. Ji, H.-J. Li, J.-Y. Zhang and Y.-C. Wu, *Eur. J. Org. Chem.*, 2019, 1846.
- Y. Sumii, K. Sasaki, O. Matsubara and N. Shibata, *Org. Lett.*, 2021, **23**, 2777.
- (a) X. Zhang, E. C. X. Ang, Z. Yang, C. W. Kee and C.-H. Tan, *Nature*, 2022, **604**, 298; (b) T. Wei, H.-L. Wang, Y. Tian, M.-S. Xie and H.-M. Guo, *Nat. Chem.*, 2024, **16**, 1301; (c) M. Liao, Y. Liu, H. Long, Q. Xiong, X. Lv, Z. Luo, X. Wu and Y. R. Chi, *Chemistry*, 2024, **10**, 1541.
- (a) H.-J. Li, R. Wang, J. Gao, Y.-Y. Wang, D.-H. Luo and Y.-C. Wu, *Adv. Synth. Catal.*, 2015, **357**, 1393; (b) Y.-Z. Ji, M. Wang, H.-J. Li, Y. Liu and Y.-C. Wu, *Eur. J. Org. Chem.*, 2016, 4077; (c) N. Pogaku, P. R. Krishna and Y. L. Prapurna, *Synth. Commun.*, 2017, **47**, 1239.



- 25 L. Kadari, P. R. Krisna and Y. L. Prapurna, *Adv. Synth. Catal.*, 2016, **358**, 3863.
- 26 (a) B. Du, Z. Li, P. Qing, J. Han and Y. Pan, *Chem. – Asian J.*, 2016, **11**, 478; (b) A. Yadav, M. D. Ambule, R. Kant and A. K. Srivastava, *Eur. J. Org. Chem.*, 2020, 5709; (c) G. Zhang, Q. Fan, H. Wang, Y. Zhao and C. Ding, *Adv. Synth. Catal.*, 2021, **363**, 833.
- 27 S. Kim and S. Lee, *Org. Biomol. Chem.*, 2024, **22**, 4436.
- 28 (a) Y.-Z. Ji, Q.-X. Wu, H.-J. Li, D.-H. Luo and Y.-C. Wu, *Synthesis*, 2020, 755; (b) H. S. Korawat and A. K. Basak, *ACS Omega*, 2020, **5**, 17818.
- 29 G. Zhang, Z. Sang, W. Wu, Q. Fan and C. Ding, *ChemistrySelect*, 2022, **7**, e202202833.
- 30 (a) F. Yuste, A. H. Linares, V. M. Mastranzo, B. Ortiz, R. Sánchez-Obregón, A. Fraile, J. Luis and G. Ruano, *J. Org. Chem.*, 2011, **76**, 4635; (b) N.-L. T. Nguyen, H.-T. Vo, F. Duus and T. X. T. Luu, *Molecules*, 2017, **22**, 1458.
- 31 (a) A. Kobayashi, T. Matsuzawa, T. Hosoya and S. Yoshida, *Chem. Commun.*, 2020, **56**, 5429; (b) A. Kobayashi, T. Matsuzawa, T. Hosoya and S. Yoshida, *Chem. Lett.*, 2020, **49**, 813; (c) Y. Kumagai, A. Kobayashi, K. Nakamura and S. Yoshida, *Chem. Commun.*, 2024, **60**, 1611.
- 32 (a) S. K. Bur and A. Padwa, *Chem. Rev.*, 2004, **104**, 2401; (b) K. S. Feldman, *Tetrahedron*, 2006, **62**, 5003; (c) S. Akai and Y. Kita, *Top. Curr. Chem.*, 2007, **274**, 35; (d) L. H. S. Smith, S. C. Coote, H. F. Sneddon and D. J. Procter, *Angew. Chem., Int. Ed.*, 2010, **49**, 5832; (e) A. Shafir, *Tetrahedron Lett.*, 2016, **57**, 2673; (f) A. P. Pulis and D. J. Procter, *Angew. Chem., Int. Ed.*, 2016, **55**, 9842; (g) H. Yorimitsu, *Chem. Rec.*, 2017, **17**, 1156; (h) T. Yanagi, K. Nogi and H. Yorimitsu, *Tetrahedron Lett.*, 2018, **59**, 2951; (i) D. Kaiser, I. Klose, R. Oost, J. Neuhaus and N. Maulide, *Chem. Rev.*, 2019, **119**, 8701; (j) L. Zhang, M. Hu and B. Peng, *Synlett*, 2019, 2203.
- 33 K. Nakamura, M. Suzuki and S. Yoshida, *Org. Lett.*, 2024, **26**, 9676.
- 34 M. Suzuki, K. Kanemoto, Y. Nakamura, T. Hosoya and S. Yoshida, *Org. Lett.*, 2021, **23**, 3793.
- 35 (a) G.-J. Li, Y.-L. Pan, Y.-L. Liu, H.-F. Xu and J.-Z. Chen, *Tetrahedron Lett.*, 2019, **60**, 151260; (b) S. Tsuzuki and T. Kano, *Org. Lett.*, 2023, **25**, 6677.
- 36 Z. Zhu, Z. Deng, C. Xuan and C. Shu, *Org. Lett.*, 2024, **26**, 406.
- 37 W. Zhang, Z. Li, H. Hu, J. Wang, Z.-F. Xu, M. Yu and C.-Y. Li, *Org. Lett.*, 2024, **26**, 5453.
- 38 J. A. Lujan-Montelongo, A. O. Estevez and F. F. Fleming, *Eur. J. Org. Chem.*, 2015, 1602.
- 39 Y. Wei, J. He, Y. Liu, L. Xu, L. Vaccaro, P. Liu and Y. Gu, *ACS Omega*, 2020, **5**, 18515.
- 40 (a) Y. Mu, M. Yang, F. Li, Z. Iqbal, R. Jiang, J. Hou, X. Guo, Z. Yang and D. Tang, *New J. Chem.*, 2021, **45**, 4934; (b) J. Sun, Y. Mu, Z. Iqbal, J. Hou, M. Yang, Z. Yang and D. Tang, *Synlett*, 2021, 1014.
- 41 L. Chen, J. Zhang, Y. Wei, Z. Yang, P. Liu, J. Zhang and B. Dai, *Tetrahedron*, 2019, **75**, 130664.
- 42 J. A. Luján-Montelongo, L. J. G. de la Cuesta, A. E. Cruz-Jiménez, P. Hernández and A. Vela, *Green Chem.*, 2023, **25**, 7963.
- 43 (a) A. Ngamnithiporn, P. Chuentragool, P. Ploypradith and S. Ruchirawat, *Org. Lett.*, 2022, **24**, 4192; (b) A. Ngamnithiporn, P. Chuentragool, P. Ploypradith and S. Ruchirawat, *Asian J. Org. Chem.*, 2023, **12**, e202300366; (c) A. Ngamnithiporn, P. Chuentragool, P. Songthammawat, S. Punntita, K. Photong, P. Ploypradith and S. Ruchirawat, *Synlett*, 2024, 1180.
- 44 J. Dong, A. Ostertag and C. Sparr, *Angew. Chem., Int. Ed.*, 2022, **61**, e202212627.

