

Cite this: *Chem. Sci.*, 2024, 15, 11092

All publication charges for this article have been paid for by the Royal Society of Chemistry

Synthesis of constrained bicycloalkanes through bibase-promoted brook rearrangement/radical-polar crossover cyclization†

Xinke Ouyang,^a Bingyao Shi,^a Yuanyuan Zhao,^a Zhimin Zhu,^a Ziyang Li,^a Yuxin Yang^a and Chao Shu^{ab}

Highly constrained bicyclic scaffolds are ubiquitous and attracting increasing interest in pharmaceutical and biotechnology discoveries owing to the enhanced activities. Herein, we report a protocol to access highly substituted constrained bicycloalkanes from readily accessible α -silyl alcohols and olefins through a bibase-promoted Brook rearrangement/radical-polar crossover cyclization (RPCC) process. Of note, the practical procedure features broad substrate scope and good group tolerance under mild and operationally simple conditions, using an inexpensive organic photocatalyst. Gram-scale preparation and diverse synthetic transformations demonstrate opportunities to rapidly construct molecular complexity. Mechanistic studies have indicated that the transformation involves a bibase-promoted radical transfer rearrangement addition/radical-polar crossover cyclization relay sequence, which differs from traditional solitary RPCC reactions.

Received 17th April 2024
Accepted 12th June 2024

DOI: 10.1039/d4sc02532f

rsc.li/chemical-science

Introduction

Constrained cycloalkanes, such as cyclopropanes, cyclobutanes, oxetanes and azetidines subunits, have received huge attention for more than 100 years not only due to their broad reactivity profile to improve drug's potency and biological activity, but also due to the opportunity to utilize these fragments as highly reactive building blocks in organic synthesis,¹ and even cyclopropanes and cyclobutane units can easily undergo opening reactions because of their high ring strain energies (*ca.* 27.5 and 26.7 kcal.mol⁻¹). Driven by the increased complexity and productivity demands of medicinal chemistry, these motifs have increasingly appeared in drugs and clinical candidates, for example, cyclopropanes and cyclobutanes are prevalent in medicinal chemistry, bioactive natural products, and pharmaceutical molecules, and used in the areas of agricultural chemistry and materials science as well.² Specifically, compared to common single strained cycles in one molecule, it was found that constrained bicycloalkane frameworks have proven to have greater significance in numerous bioactive compounds and pharmaceuticals, resulting from the possible double enhanced

biological activities, physicochemical properties, and metabolic profiles (Fig. 1).³ However, further investigation of bicycloalkanes for drug discovery has been hampered owing to their limited availability in nature and sophisticated preparation,

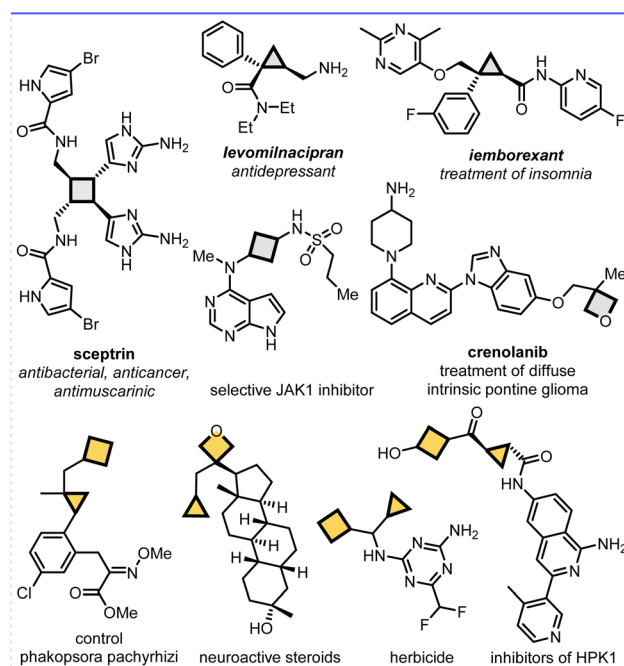


Fig. 1 Selected application examples of bioactive cyclobutane and/or cyclopropane involved natural products and drug derivatives.

^aState Key Laboratory of Green Pesticide, Engineering Research Center of Photoenergy Utilization for Pollution Control and Carbon Reduction, CCNU-uOttawa Joint Research Centre, College of Chemistry, Central China Normal University (CCNU), 152 Luoyu Road, Wuhan, Hubei 430079, China. E-mail: chaoshu@ccnu.edu.cn

^bWuhan Institute of Photochemistry and Technology, 7 North Bingang Road, Wuhan, Hubei, 430083, China

† Electronic supplementary information (ESI) available. See DOI: <https://doi.org/10.1039/d4sc02532f>

even though substantial research efforts have been dedicated to the synthesis of single strained cyclic frameworks or bridged-rings.^{4,5} Therefore, the invention of new synthetic methods for efficiently achieving highly constrained bicycloalkanes is crucial and highly desired. These methods would not only enhance the capabilities of chemists, but also expand the range of compounds available for drug discovery efforts.

Over the past decades, visible-light-mediated radical chemistry has become quite popular and attractive as a powerful tool to attain sustainability under mild reaction conditions, using cheap, abundant, and synthetically versatile starting materials. Wherein catalytic transformations involving photoinduced radical-polar crossover cyclization (RPCC) present a highly valuable strategy for converting easily accessible starting materials into structurally cyclic molecular complexity and are undergoing rapid development, particularly noteworthy is the net-neutral RPCC, in which both the single-electron oxidation and reduction steps occur through interaction with the photocatalyst, without the addition of exogenous oxidants or reductants (Fig. 2a).^{6,7}

With this in mind and our ongoing interests in radical cyclization reactions,⁸ we postulated that a bibase-promoted 1,2-silyl transfer of radical intermediate **I**, similar to 1,2-Brook rearrangement, from carbon to oxygen of the corresponding readily available α -silyl (hetero)cyclobutanol could produce an alkyl radical intermediate **II** under photoredox conditions.⁹ The highly nucleophilic character of radical **II** will enable it to readily react with the olefin to form a new radical species. This

newly formed carbon radical intermediate will be converted to the carbanion through a radical-polar crossover process, which should provide a constrained bicycloalkane product after *in situ* intramolecular nucleophilic substitution (Fig. 2b, path a). However, the key challenges to the success of this idea at least are to suppress the competing pathway of β -carbon elimination to generate a carbon radical intermediate **III** (Fig. 2b, path b), to avoid hydrogen functionalization product **IV** of the carbanion intermediate in view of the high strain of formed cyclopropane (Fig. 2b, path c) and to keep enough stability of desired constrained bicycloalkane **3**.

Results and discussion

Based on this design, we discovered a photoinduced radical transfer addition/radical-polar crossover/ S_N2 cyclization cascade for the synthesis of functionalized highly constrained bicycloalkanes with broad substrate scope and wide group compatibility, which are valuable moieties crucial for drug development but challenging to obtain, and now accessible from safe and easily available starting materials. Significantly, this would represent the inaugural synthesis of highly constrained bicycloalkanes through RPCC, showcasing an important advancement in the realm of small strained cycloalkane chemistry.

At the outset of reaction, α -silyl alcohol **1a** and homoallyl tosylate **2a** were used as model substrates to optimize the cyclization conditions, and the selected results are displayed in Table 1. After a survey of reaction conditions, it was delight to find that when a solution of **1a** and **2a** with 2.0 equivalent of cesium carbonate (Cs_2CO_3) and 2.5 equivalent of *s*-collidine in the presence of 5 mol% of 4,5,6-tetra(9*H*-carbazol-9-yl) isophthalonitrile (4CzIPN) in MeCN was stirred for 24 h under a 30 W blue LED at ambient temperature, the desired product (cyclobutylmethyl)cyclopropane carboxylic ester **3a** was obtained up to 90% yield (Table 1, entry 1). Reducing the catalyst loading to 1 mol% resulted in a decrease in the product yield, down to 70% (Table 1, entry 2). Interestingly, significantly lower efficiency was observed without base Cs_2CO_3 or *s*-collidine (Table 1, entries 3 and 4, please see more details in the ESI† for base optimization). Both two bases are conducive to the reaction outcome, implying that this is a new bibase-promoted radical reaction. 50% yield of **3a** was observed when reducing the amount of **1a** to 1.5 equivalent (Table 1, entry 6). The use of other metal- or metal-free photocatalysts led to decreased yields or even no product formation (Table 1, entries 7–9). The screening of solvents showed that MeCN was more suitable than others (Table 1, entry 10, please see more details in the ESI†). Control experiments revealed that the light source and photocatalyst (PC) were indispensable to this transformation. 75% yield of **3a** was obtained under air.

Having established the optimal reaction conditions, we then explored the scope of silyl alcohols **1** with homoallyl tosylates **2**. As summarized in Scheme 1, a wide range of alkene substrates **2** bearing different functional groups were all compatible to afford the constrained (cyclobutylmethyl)cyclopropanes **3** smoothly (**3a–3s**) in generally moderate to good yields, since

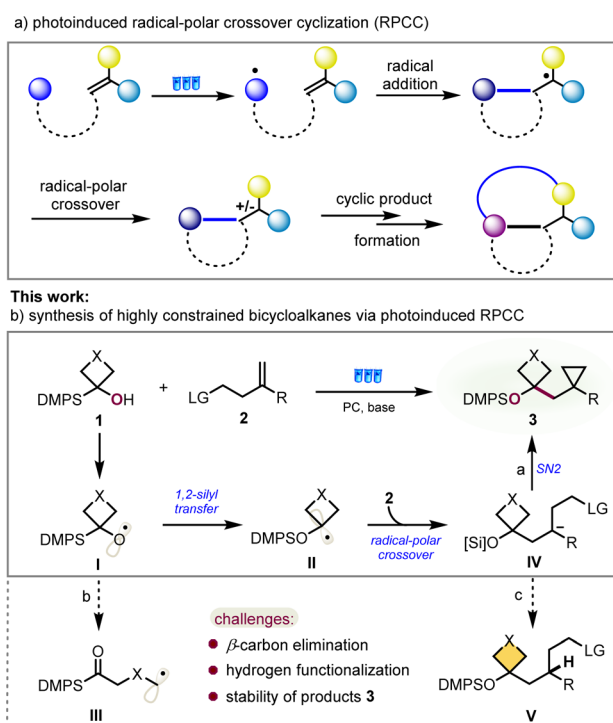
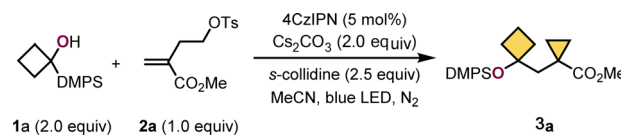


Fig. 2 a) The development of net-neutral photoinduced radical-polar crossover cyclization (RPCC); (b) this work: synthesis of highly constrained bicycloalkanes via photoinduced Brook rearrangement/RPCC.



Table 1 Optimization of the reaction conditions^a


Entry	Variation from standard conditions	Yield of 3a ^b (%)	Conversion of 2a ^b (%)
1	None	90	100
2	1 mol% 4CZIPN	70	100
3	Without Cs ₂ CO ₃	60	100
4	Without <i>s</i> -collidine	65	100
5	Et ₃ N instead of Cs ₂ CO ₃	0	100
6	1.5 equiv. of 1a	50	70
7	Eosin Y instead of 4CZIPN	44	100
8 ^c	Ir-dF instead of 4CZIPN	85	100
9	Ru(bpy) ₂ Cl ₂	0	0
10	DCE instead of MeCN	65	100
11	Without light	0	0
12	Without 4CZIPN	0	0
13	Under air	75	100

^a Reaction conditions: **1a** (0.2 mmol), **2a** (0.1 mmol), 4CZIPN (5 mol%), Cs₂CO₃ (2.0 equiv.), *s*-collidine (2.5 equiv.), solvent (2.0 mL), 25 °C, 24 h, N₂, 30 W blue LED, in vials; DMPS = SiMe₂Ph. ^b Yields were determined after aqueous workup by ¹H NMR analysis using 1,3,5-trimethoxybenzene as the internal standard. ^c Ir-dF = [Ir(dF(CF₃)ppy)₂(dtbbpy)](PF₆).

silyl ethers are common protecting groups in organic synthesis, especially in complex synthetic transformations, isolated silyl ether products were shown. Diverse carboxylic ester substituted alkenes proceeded well to give the corresponding bicycloalkane products **3a–3g** in 63–90% yields. The reaction of alkenes with different substituents on the aryl ring (**3i–3s**), even with potentially reactive functional groups such as cyano (**3p–3q**), carbonyl (**3r**) and aldehyde (**3s**), could give the expected products in good yields. Delightfully, various heterocyclobutanol substrates such as oxetanol and azetidinol were compatible with this system as well, yielding the corresponding heteroatom containing constrained cycloalkanes **3t–3y** in general moderate to good yields. Moreover, the current protocol could be employed in the late-stage functionalization of complex biological relevant molecules, for example the derivatives of Boc-DL-Phe-OH, piperonyl alcohol, lauryl alcohol, fenbufen and ibuprofen provide the desired highly substituted bicycloalkanes **4a–4e** in 35–68% yields, which are hard-to-access with established methods, thus demonstrating the generality and adaptability of this method for the possible application in pharmaceutical and biotechnology industries.

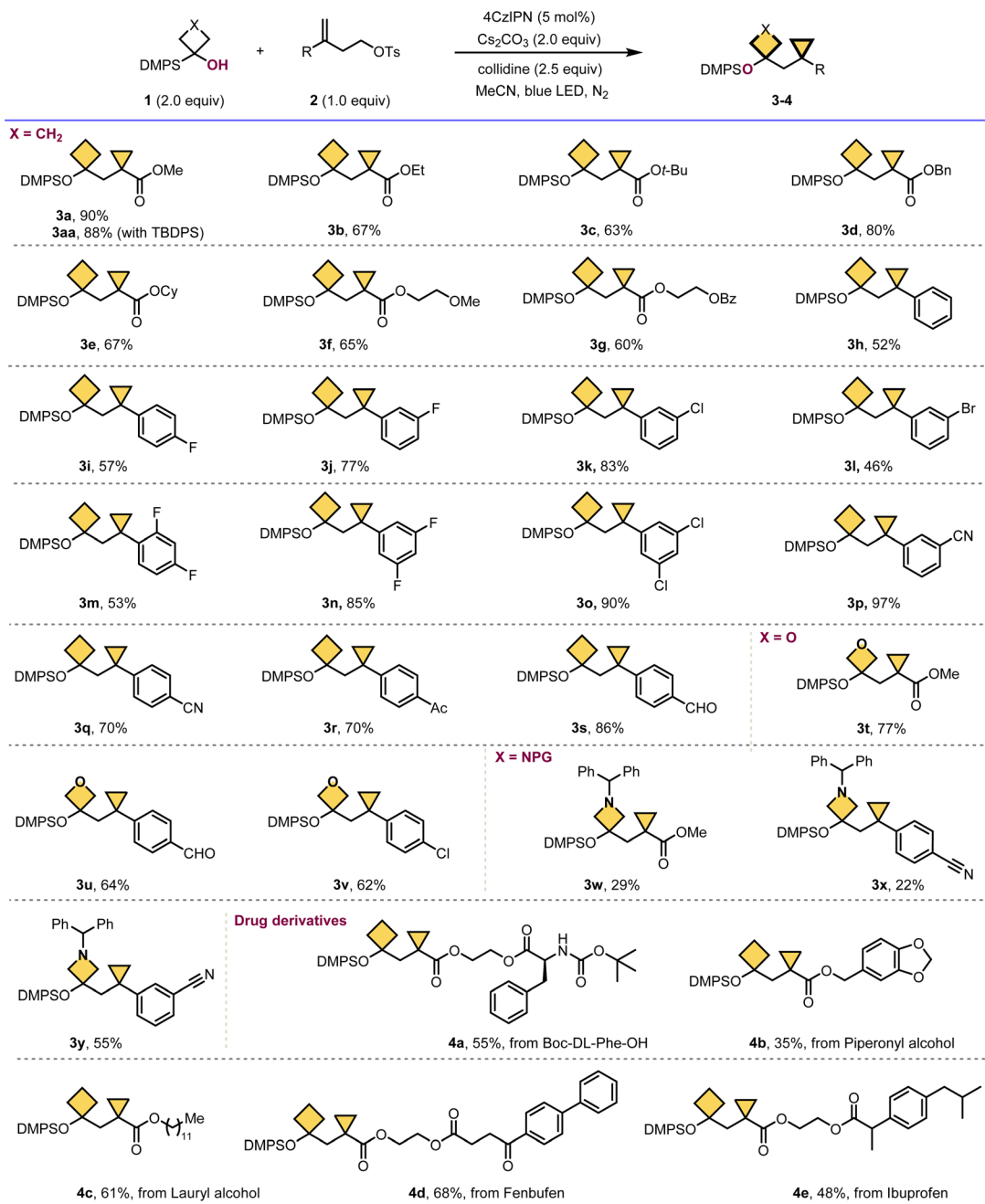
After successfully exploring the generality of highly constrained bicycloalkanes containing cyclopropanes and four membered carbo- or hetero-cycles. We turned our attention to determining the scope of the reaction with respect to other ring size systems. Indeed, a diverse set of novel bicarbocycle products **5a–5p** were obtained in moderate to excellent yields by varying both the radical acceptors and the silyl alcohol precursors (Scheme 2). The reaction was found to be not significantly affected by the substituents on carboxylic esters and the aryl ring of alkenes, and the ring sizes of silyl alcohols. For example,

besides the substituted cyclopentylmethyl- and cyclohexylmethyl-cyclopropanes **5a–5l** formed in 45–98% yields, the (cycloheptylmethyl)cyclopropane derivatives **5m** and **5n**, and (cyclooctylmethyl)cyclopropane derivatives **5o** and **5p** could also be delivered successfully in excellent yields, respectively. In addition, linear α -silyl alcohols were tolerated as well, affording corresponding β -protected hydroxyl cyclopropanes, such as **5q** and **5r** in 92% and 93% yields.

To further demonstrate the potential synthetic utility of this protocol, representative product derivatizations were carried out (Scheme 3). First, the constrained bicarbocycle **3a** was prepared on a gram scale in 84% yield, suggesting the practicability of this method for large-scale synthesis. Notably, **3a** is also a versatile synthetic intermediate, such as free cyclobutanol **6a** could be obtained in 85% yield *via* a base promoted desilylation, and **3a** can be readily converted to a valuable tricycle γ -lactone **6b** in 80% yield through an intramolecular tandem desilylation and esterification reaction.

To gain insight into the mechanism, a series of control experiments were performed (Scheme 4). First, the reaction was completely suppressed by adding radical scavenger 2,2,6,6-tetramethyl-1-piperidinyloxy (TEMPO) or butylated hydroxytoluene (BHT) to the system, which suggested a possible stepwise radical process in this transformation (Scheme 4a). Hydrogen functionalization product **7b** was isolated in 50% yield if using methyl acrylate as the radical acceptor (Scheme 4b). The free OH group is key for the success of the transformation given that no product **3a'** was formed from methoxycyclobutane substrate **1a'**, implying that a radical 1,2-silyl transfer of an alkoxy radical may be involved (Scheme 4c). The On/Off light-illumination influence experiments were





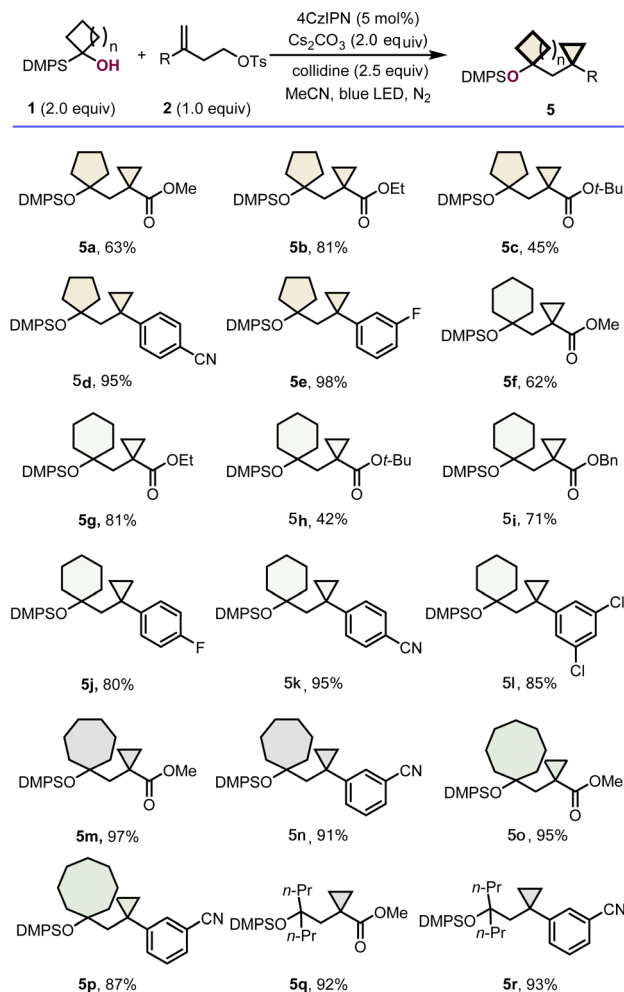
Scheme 1 The scope of constrained bicycloalkanes containing cyclopropanes and four membered carbo- or hetero-cycles. Reaction conditions: **1** (2.0 equiv.), **2** (1.0 equiv.), 4CzIPN (5 mol%), Cs₂CO₃ (2.0 equiv.), *s*-collidine (2.5 equiv.), MeCN (0.05 M), 25 °C, 24 h, N₂, 30 W blue LED, in vials; DMPS = SiMe₂Ph; yields are of isolated products after chromatographic purification.

performed¹⁰ indicating that the radical chain process was unlikely in this reaction (Scheme 4d). In addition, the Stern-Volmer luminescence quenching experiments were carried out with different reactants; silyl alcohol **1a** showed more effective quenching in the presence of two bases (*s*-collidine and Cs₂CO₃) at the same time, which is pivotal to the high efficiency of this reaction and no obvious quenching was found with homoallyl tosylate **2a** (Scheme 4e).

On the basis of the above mechanistic studies and literature reports,¹¹ a plausible mechanism is proposed in Scheme 5. First,

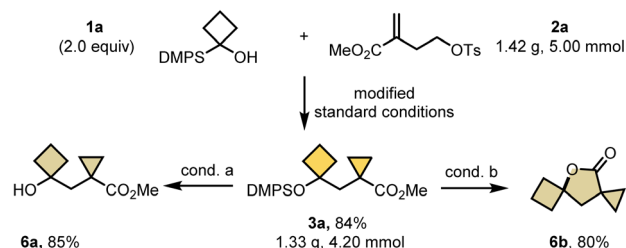
light irradiation is performed on 4CzIPN to obtain the excited state catalyst 4CzIPN* ($E_{1/2}$ [PC*/PC^{•-}] = 1.35 V vs. SCE in MeCN).¹² Single-electron transfer (SET) with the silyl alcohol **1a** in the presence of *s*-collidine and Cs₂CO₃ ($E_{p/2}$ = +0.77 V vs. SCE for **1a**)^{9c} results in reduction of the photocatalyst to radical anion 4CzIPN^{•-}, and oxidation of the **1a** to alkoxyl radical intermediate **A**, which will be transformed to an alkyl radical species **B** through a radical 1,2-silyl transfer. The facile addition of radical intermediate **B** to the double bond of **2a** leads to the stabilized carbon center radical intermediate **C**. A second SET





Scheme 2 The scope of cyclopropanes tethered with other ring sizes system. Reaction conditions: **1** (2.0 equiv.), **2** (1.0 equiv.), 4CzIPN (5 mol%), Cs₂CO₃ (2.0 equiv.), *s*-collidine (2.5 equiv.), MeCN (0.05 M), 25 °C, 24 h, N₂, 30 W blue LED, in vials; DMPS = SiMe₂Ph; yields are of isolated products after chromatographic purification.

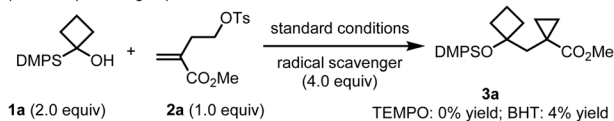
gram scale synthesis of **3a** and the product derivations :



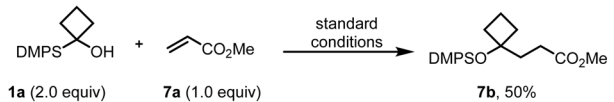
Scheme 3 Scale-up reaction and follow-up chemistry. Isolated yields are shown; conditions for **6a**: *n*-Bu₄NF (2.5 equiv.), NaF (3.0 equiv.), THF/MeOH, rt, 6 h; conditions for **6b**: *n*-Bu₄NF (5.0 equiv.), dry DCM, rt, 10 min. See ESI† for details.

between radical species **C** and the 4CzIPN^{•-} state of the photocatalyst ($E_{1/2}[PC/PC^{•-}] = -1.21$ V vs. SCE in MeCN for 4CzIPN) finishes the photoredox catalytic cycle and brings about

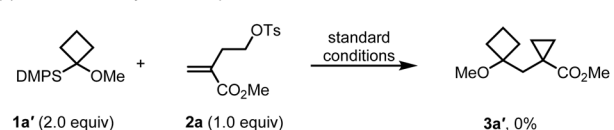
(a) radical quenching experiments:



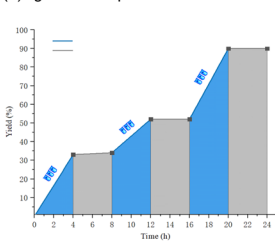
(b) radical and anion trapping experiments:



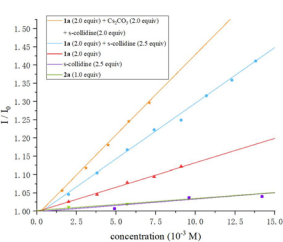
(c) transfer of alkoxyl radical experiments:



(d) light-dark experiments:

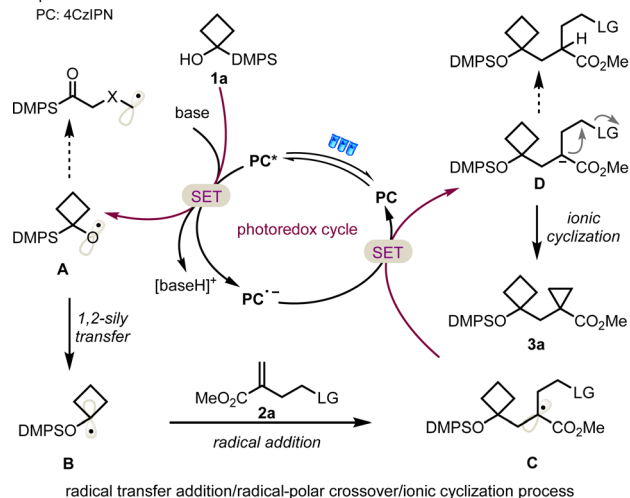


(e) fluorescence quenching experiments:



Scheme 4 Mechanistic studies; see ESI† for details.

Proposed mechanism:



Scheme 5 Mechanistic proposal of the photoinduced RPCC reaction.

reductive termination of the radical process, namely the radical-polar crossover process, to deliver a carbanion intermediate **D**. Subsequently, the resulting carbanion **D** undergoes an intramolecular S_N2 nucleophilic substitution to afford the expected constrained bicarbycle **3a**. The vigilant β-fluoride elimination of intermediate **A** and hydrogen functionalization of intermediate **C** were inhibited through this favorable radical transfer addition/radical-polar crossover/3-*exo-tet* ionic cyclisation relay process.



Conclusions

In summary, we have achieved a straightforward protocol for the use of readily available α -silyl alcohols as radical precursors which react with alkenes to form previously inaccessible highly constrained bicycloalkanes under mild photocatalytic conditions for the first time. The transformation is easy to set up and insensitive to common deviations from the reaction conditions, and features broad substrate scope and good functional group compatibilities. The synthetic utility of this protocol is further demonstrated by the gram-scale synthesis, late-stage functionalization of pharmaceuticals and the downstream derivatizations. Additionally, mechanism studies support a photosensitized bibase-promoted Brook rearrangement/RPCC process. Preliminary results revealed that the obtained highly constrained bicycloalkane in place of single strained cycloalkane resulted in an increase in biological activities in some agricultural chemicals. Given the novel reactivity and mechanism of this protocol, and the valuable constrained bicycloalkanes in drug discovery, we anticipate that the present methodology will be of interest for synthetic and medicinal chemists, and their toolbox for incorporation of constrained bicycles into drug-like molecules.

Data availability

The data supporting this article have been included as part of the ESI.†

Author contributions

X. O. and B. S. performed all the experiments and prepared the manuscript and ESI.† Y. Z., Z. Z., Z. L. and Y. Y. performed the preparation of raw materials. C. S. directed this project and revised the manuscript. All authors have given approval to the final version of the manuscript.

Conflicts of interest

There are no conflicts to declare.

Acknowledgements

We are grateful for financial support from the National Key R&D Program (2023YFD1700500), National Natural Science Foundation of China (22301093), the Fundamental Research Funds for the Central Universities, the Central China Normal University (CCNU) and Knowledge Innovation Program of Wuhan-Shuguang Project.

References

- (a) O. G. Kulinkovich, *Cyclopropanes in Organic Synthesis*, Wiley, Hoboken, USA, 2015; (b) T. Seiser, T. Saget, D. N. Tran and N. Cramer, *Angew. Chem., Int. Ed.*, 2011, **50**, 7740; (c) J. Li, K. Gao, M. Bian and H. Ding, *Org. Chem. Front.*, 2020, **7**, 136; (d) M. R. van der Kolk, M. A. C. H. Janssen, F. P. J. T. Rutjes and D. Blanco-Ania, *ChemMedChem*, 2022, **17**, e202200020; (e) S. Ma, D. Mandalapu, S. Wang and Q. Zhang, *Nat. Prod. Rep.*, 2022, **39**, 926; (f) C. B. Kelly, L. Thai-Savard, J. Hu, T. B. Marder, G. A. Molander and A. B. Charatte, *ChemCatChem*, 2024, e202400110; (g) W. Wu, Z. Lin and H. Jiang, *Org. Biomol. Chem.*, 2018, **16**, 7315; (h) X. Tang, X. Li and Z. Qin, *Adv. Agrochem*, 2024, **3**, 9.
- Selected examples on single strained cyclopropanes and cyclobutanes in drug discovery, see: (a) M. R. Bauer, P. Di Fruscia, S. C. C. Lucas, I. N. Michaelides, J. E. Nelson, R. I. Storer and B. C. Whitehurst, *RSC Med. Chem.*, 2021, **12**, 448; (b) N. A. Meanwell, *J. Med. Chem.*, 2011, **54**, 2529; (c) M. A. M. Subbaiah and N. A. Meanwell, *J. Med. Chem.*, 2021, **64**, 14046; (d) E. M. Carreira and T. C. Fessard, *Chem. Rev.*, 2014, **114**, 8257; (e) W. Ruzyllo, M. Tendra, I. Ford and K. M. Fox, *Drugs*, 2007, **67**, 393; (f) J. Singh, G. S. Bisacchi, S. Ahmad, J. D. Godfrey Jr, T. P. Kissick, T. Mitt, O. Kocy, T. Vu, C. G. Papaioannou, M. K. Wong, J. E. Heikes, R. Zahler and R. H. Mueller, *Org. Process Res. Dev.*, 1998, **2**, 393; (g) L. R. Thomas, A. M. Foshage, A. M. Weissmiller and W. P. Tansey, *Cancer Res.*, 2015, **75**, 4012; (h) C. V. Dang, *Cell*, 2012, **149**, 22.
- Selected examples on constrained bicycloalkanes in drug discovery, see: (a) G. A. Patani and E. J. LaVoie, *Chem. Rev.*, 1996, **96**, 3147; (b) P. K. Mykhailiuk, *Org. Biomol. Chem.*, 2019, **17**, 2839; (c) M. R. Bauer, P. Di Fruscia, S. C. C. Lucas, I. N. Michaelides, J. E. Nelson, R. I. Storer and B. C. Whitehurst, *RSC Med. Chem.*, 2021, **12**, 448; (d) M. A. M. Subbaiah and N. A. Meanwell, *J. Med. Chem.*, 2021, **64**, 14046; (e) M. Yuichi, N. Takaaki, T. Hidekatsu, T. Hiroto and A. Keisuke, World Intellectual Property Organization, WO2021153782A1, 2021; (f) L. Xu and G. Zhao, World Intellectual Property Organization, WO2021142477A1 2021.
- Selected reviews on single strained small carbo- or heterocycles, see: (a) D. Y.-K. Chen, R. H. Pouwer and J.-A. Richard, *Chem. Soc. Rev.*, 2012, **41**, 4631; (b) T. T. Talele, *J. Med. Chem.*, 2016, **59**, 8712; (c) A. Fawcett, *Pure Appl. Chem.*, 2020, **92**, 751; (d) Y.-Y. Fan, X.-H. Gao and J.-M. Yue, *Sci. China Chem.*, 2016, **59**, 1126; (e) A. Reichelt and S. F. Martin, *Acc. Chem. Res.*, 2006, **39**, 433; (f) B. P. Raiguru, S. Nayak, D. R. Mishra, T. Das, S. Mohapatra and N. P. Mishra, *Asian J. Org. Chem.*, 2020, **9**, 1088; (g) J. Pietruszka, *Chem. Rev.*, 2003, **103**, 1051; (h) S. Poplata, A. Tröster, Y.-Q. Zou and T. Bach, *Chem. Rev.*, 2016, **116**, 9748; (i) N. K. Valego and J. C. Rose, *Eur. J. Org. Chem.*, 2022, e202201066; (j) J. A. Burkhard, G. Wuitschik, M. Rogers-Evans, K. Müller and E. M. Carreira, *Angew. Chem., Int. Ed.*, 2010, **49**, 9052; (k) J. A. Bull, R. A. Croft, O. A. Davis, R. Doran and K. F. Morgan, *Chem. Rev.*, 2016, **116**, 12150; (l) Z. Fu and J. Xu, *Prog. Chem.*, 2021, **33**, 895; (m) J. Anaya and R. M. Sánchez, *Prog. Heterocycl. Chem.*, 2023, **34**, 79.
- Selected examples on the synthesis of constrained bicycloalkanes, mainly on bridged-rings, see: (a) S. Cuadros, J. Paut, E. Anselmi, G. Dagousset, E. Magnier and



- L. Dell'Amico, *Angew. Chem., Int. Ed.*, 2024, e202317333; (b) J. M. Anderson, N. D. Measom, J. A. Murphy and D. L. Poole, *Angew. Chem., Int. Ed.*, 2021, **60**, 24754–24769; (c) M. M. D. Pramanik, H. Qian, W.-J. Xiao and J.-R. Chen, *Org. Chem. Front.*, 2020, **7**, 2531; (d) S. J. Sujansky and X. Ma, *Asian J. Org. Chem.*, 2024, e202400045; (e) P. Bellotti and F. Glorius, *J. Am. Chem. Soc.*, 2023, **145**, 20716.
- 6 Selected reviews, see: (a) M. Liu, X. Ouyang, C. Xuan and C. Shu, *Org. Chem. Front.*, 2024, **11**, 895; (b) Z. Zhu, Y. Zhang, Z. Li and C. Shu, *Chem Catal.*, 2024, **4**, 100945; (c) S. K. Nanda, *Adv. Synth. Catal.*, 2023, **365**, 834; (d) S. Sharma, J. Singh and A. Sharma, *Adv. Synth. Catal.*, 2021, **363**, 3146; (e) R.-J. Wiles and G. A. Molander, *Isr. J. Chem.*, 2020, **60**, 281.
- 7 Selected recent examples, see: (a) D. M. Fischer, H. Lindner, W. M. Amberg and E. M. Carreira, *J. Am. Chem. Soc.*, 2023, **145**, 774; (b) J. Hu, M. Tang, J. Wang, Z. Wu, A. Friedrich and T. B. Marder, *Angew. Chem., Int. Ed.*, 2023, **62**, e202305175; (c) W. Zuo, L. Zuo, X. Geng, Z. Li and L. Wang, *Org. Lett.*, 2023, **25**, 6062; (d) P. R. D. Murray, I. N.-M. Leibler, S. M. Hell, E. Villalona, A. G. Doyle and R. R. Knowles, *ACS Catal.*, 2022, **12**, 13732; (e) X. Shen, C. Huang, X.-A. Yuan and S. Yu, *Angew. Chem., Int. Ed.*, 2021, **60**, 9672; (f) W. Li, X. Chen and L. Zhou, *Org. Lett.*, 2022, **24**, 5946; (g) Y. Liu, W. Luo, T. Xia, Y. Fang, C. Du, X. Jin, Y. Li, L. Zhang, W. Lei and H. Wu, *Org. Chem. Front.*, 2021, **8**, 1732.
- 8 (a) C. Shu, A. Noble and V. K. Aggarwal, *Nature*, 2020, **586**, 714; (b) C. Shu, R. S. Mega, B. J. Andreassen, A. Noble and V. K. Aggarwal, *Angew. Chem., Int. Ed.*, 2018, **57**, 15430; (c) H. Li, Y. Zhang, X. Yang, Z. Deng, Z. Zhu, P. Zhou, X. Ouyang, Y. Yuan, X. Chen, L. Yang, M. Liu and C. Shu, *Angew. Chem., Int. Ed.*, 2023, **62**, e202300159; (d) C. Shu, A. Noble and V. K. Aggarwal, *Angew. Chem., Int. Ed.*, 2019, **58**, 3870; (e) H. Li, Y. Zhang, X. Zou, X. Yang, P. Zhou, X. Ma, S. Lu, Q. Sun and C. Shu, *ACS Catal.*, 2024, **14**, 3664; (f) Y. Zhang, P. Zhou, X. Yang, H. Li, Z. Deng, M. Ren and C. Shu, *Adv. Synth. Catal.*, 2023, **365**, 3478.
- 9 Selected examples: (a) M. D. Paredes and R. Alonso, *J. Org. Chem.*, 2000, **65**, 2292; (b) X. Chen, X. Gong, Z. Li, G. Zhou, Z. Zhu, W. Zhang, S. Liu and X. Shen, *Nat. Commun.*, 2020, **11**, 2756; (c) Y. Zhang, Y. Zhang, Y. Guo, S. Liu and X. Shen, *Chem Catal.*, 2022, **2**, 1380; (d) T. Qin, C. Xu, G. Zhang and Q. Zhang, *Org. Chem. Front.*, 2023, **10**, 1981; (e) Z. Yang, Y. Niu, X. He, S. Chen, S. Liu, Z. Li, X. Chen, Y. Zhang, Y. Lan and X. Shen, *Nat. Commun.*, 2021, **12**, 2131; (f) Y. Zhang, Y. Zhang, C. Ye, X. Qi, L.-Z. Wu and X. Shen, *Nat. Commun.*, 2022, **13**, 6111.
- 10 See the ESI† for details.
- 11 (a) H. G. Yayla, H. Wang, K. T. Tarantino, H. S. Orbe and R. R. Knowles, *J. Am. Chem. Soc.*, 2016, **138**, 10794; (b) R. Ren, Z. Wu and C. Zhu, *Chem. Commun.*, 2016, **52**, 8160.
- 12 J. Luo and J. Zhang, *ACS Catal.*, 2016, **6**, 873.

