

Cite this: *Chem. Sci.*, 2024, 15, 7408

All publication charges for this article have been paid for by the Royal Society of Chemistry

# Boron-containing helicenes as new generation of chiral materials: opportunities and challenges of leaving the flatland

Agnieszka Nowak-Król, \* Patrick T. Geppert and Kenkera Rayappa Naveen

Increased interest in chiral functional dyes has stimulated activity in the field of boron-containing helicenes over the past few years. Despite the fact that the introduction of boron endows  $\pi$ -conjugated scaffolds with attractive electronic and optical properties, boron helicenes have long remained underdeveloped compared to other helicenes containing main group elements. The main reason was the lack of reliable synthetic protocols to access these scaffolds. The construction of boron helicenes proceeds against steric strain, and thus the methods developed for planar systems have sometimes proven ineffective in their synthesis. Recent advances in the general boron chemistry and the synthesis of strained derivatives have opened the way to a wide variety of boron-containing helicenes. Although the number of helically chiral derivatives is still limited, these compounds are currently at the forefront of emissive materials for circularly-polarized organic light-emitting diodes (CP-OLEDs). Yet the design of good emitters is not a trivial task. In this perspective, we discuss a number of requirements that must be met to provide an excellent emissive material. These include chemical and configurational stability, emission quantum yields, luminescence dissymmetry factors, and color purity. Understanding of these parameters and some structure–property relationships should aid in the rational design of superior boron helicenes. We also present the main achievements in their synthesis and point out niches in this area, e.g. stereoselective synthesis, necessary to accelerate the development of this fascinating class of compounds and to realize their potential in OLED devices and in other fields.

Received 15th February 2024

Accepted 16th April 2024

DOI: 10.1039/d4sc01083c

rsc.li/chemical-science

Institut für Anorganische Chemie and Institute for Sustainable Chemistry & Catalysis with Boron, Universität Würzburg, Am Hubland, 97074 Würzburg, Germany. E-mail: agnieszka.nowak-krol@uni-wuerzburg.de



Agnieszka Nowak-Król

Agnieszka Nowak-Król graduated with honors from the Rzeszów University of Technology in Poland. She earned her doctorate at the Polish Academy of Sciences in Warsaw with Prof. Daniel Gryko in 2013 and continued her career as an Alexander von Humboldt post-doctoral fellow with Prof. Frank Würthner at the University of Würzburg in Germany. In 2016, she started her independent career at the Center for Nano-

systems Chemistry and in 2020, she was appointed a Professor at the University of Würzburg. Her research focuses on the development of chiral and achiral boron-containing functional materials, photoswitches, and helicenes containing other main group elements.



Patrick T. Geppert

Patrick T. Geppert graduated in Chemistry at the University of Bielefeld, Germany in 2020. He completed his master's thesis in the field of homogenous catalysis under the guidance of Prof. Dr Harald Gröger. In 2021, he joined Prof. Nowak-Król's group at the University of Würzburg as a doctoral candidate. He is currently developing synthetic methodology and working on boron-containing polycyclic aromatic hydrocarbons and

helically chiral photoswitches.



# 1. Introduction

Scientific interest in helicenes, polycyclic aromatic hydrocarbons (PAHs) composed of angularly fused aromatic or hetero-aromatic rings, is growing exponentially,<sup>1–7</sup> motivated in particular by their potential in chiral electronics.<sup>8</sup> According to Web of Science, the number of reports on helicenes has nearly tripled within the last decade. Their inherent chirality, resulting from their screw-shaped structures gives rise to chiroptical properties, such as optical rotatory dispersion (ORD), circular dichroism (CD) and circularly polarized luminescence (CPL).<sup>9,10</sup> These features, together with their electronic and charge-carrier properties make them interesting for a wide range of applications, *e.g.* in circularly polarized organic light-emitting diodes (CP-OLEDs),<sup>11</sup> field-effect transistors (OFETs),<sup>12</sup> spintronics,<sup>13,14</sup> and as chiral switches.<sup>15–17</sup> In addition, their structural features are of great utility in asymmetric catalysis,<sup>18,19</sup> supramolecular chemistry,<sup>20</sup> and molecular recognition.<sup>21,22</sup>

Approaches to promote and tune helicene properties include the helical or lateral extension of  $\pi$ -conjugated systems, attachment of electron-donating or -withdrawing substituents to their helical frameworks, or introduction of multiplicity by combining two or more helical scaffolds in a single molecule,<sup>1,23–25</sup> leading to enhanced non-planarity, and improved intermolecular interactions. Another prominent strategy to modulate the properties of these PAHs is doping with p-block elements (*e.g.* S, N, O, P, Si)<sup>7</sup> or transition metals (*e.g.* Pd, Ir).<sup>26,27</sup> In general, introducing electron-deficient boron into  $\pi$ -conjugated structures leads to significant perturbation of electron density, lowers the lowest unoccupied molecular orbitals (LUMOs), and endows the scaffolds with superb optical properties.<sup>28–31</sup> Despite these attractive features, boron helicenes have long lagged far behind. The lack of suitable synthetic methods to access these scaffolds and the air and water stability of some boron-containing PAHs can be pointed out as the main reasons.

The concepts of so-called structural constraint and kinetic stabilization with pivotal contributions from Yamaguchi,<sup>32,33</sup> Marder,<sup>34–36</sup> and other groups,<sup>37–42</sup> have significantly influenced the development of stable boron-doped PAHs. The inherently reactive boron atom, when embedded in the inner part of the PAH, is stabilized by structural constraint. According to this principle, the formation of a tetracoordinated adduct with a nucleophile, *e.g.* water, becomes disfavored due to the unfavorable reorientation from a trigonal planar to a tetrahedral geometry of the PAH upon coordination of a nucleophile. On the other hand, the boron atom placed on the edge of a helical scaffold is often stabilized by kinetic shielding provided by a bulky aryl group.<sup>40,43</sup> The simultaneous introduction of N or O atoms as B–N and B–O units, decreasing the Lewis acidity of boron, can effectively overcome the innate reactivity of three-coordinate organoboranes toward oxygen and moisture, providing PAHs with sufficient stability under ambient conditions. These strategies also proved useful in the synthesis of different boron-containing helicenes. In the examples presented in this article, the reader will identify all these stabilization methods.

The search for outstanding chiral materials have sparked interest in boron helicenes. The progress in this field is truly remarkable. It has been driven not only by the development of synthetic methods dedicated to chiral derivatives, but also general and versatile protocols for the synthesis of boracycles. It is worth noting that a few years ago, there were only a handful of configurationally stable derivatives. Currently, we are witnessing the emergence of a variety of derivatives with rich and diverse structural features. These include azaboroles with four-coordinated boron and derivatives containing three-coordinated boron with B–O, O–B–O, N–B, and N–B–N motifs, in addition to a well-known class of BODIPY dyes and helicenes composed of only carbon and boron atoms (see Fig. 1).

We would like to point out that boron-doped PAHs are often confused with boron-containing helicenes. Here, we decided to limit the examples to PAHs containing boron in a helical framework. The examples where boron is placed on the periphery of the helicene arrangement also show interesting properties but are beyond the scope of this article. Another



Kenkera Rayappa Naveen

Kenkera Rayappa Naveen received his bachelor's degree from the Regional Institute of Education, Mysore, Karnataka, India, in 2017 and his master's degree in chemistry from the National Institute of Technology-Tiruchirappalli, Tamilnadu, India, in 2019. He then obtained his doctoral (PhD) degree in 2023 at Kyung Hee University, Seoul, South Korea, under the supervision of Prof. Jang Hyuk Kwon. Later, he joined the group of Prof.

Agnieszka Nowak-Król at the University of Würzburg, Germany as a postdoctoral fellow to start his research on boron-embedded configurationally stable helicenes with TADF properties.

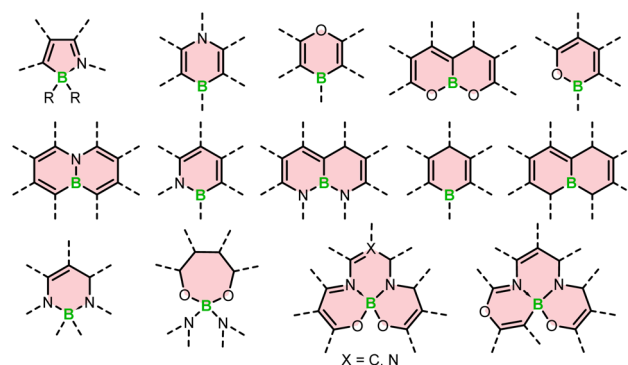


Fig. 1 Types of boracycles embedded in boron-containing helicenes.



restriction we make is to limit the discussion to the helicenes built from at least five angularly fused rings. The only exceptions are non-planar derivatives consisting only of boron and carbon atoms in the helical frameworks. Only recently, the very first configurationally stable derivative belonging to this subclass of boron helicenes has been published.<sup>44</sup>

While leaving the “flatland” offers exciting opportunities, it also comes with a number of additional challenges. The introduction of chirality into a molecular structure, increases its complexity. There are a number of factors that must be considered when designing a new compound, which determine the success of a particular research endeavor, with synthetic accessibility being the most critical. Based on our experience, some methods that are efficient for planar scaffolds, fail to deliver strained congeners. In addition, such compounds need to fulfil numerous requirements in order to be used as functional materials depending on the application of choice. In practice, it is extremely difficult to meet all these requirements in a single compound or material.

In this article, we discuss the opportunities of using chiral boron-containing materials in selected applications, and the challenges involved in designing compounds with tailored properties for their application in OLEDs. We also present the available synthetic repertoire for the synthesis of boron helicenes, along with the limitations of particular methods. To highlight the main achievements in the field of boron helicenes and critical aspects in the design of state-of-the-art materials, we have structured the article into sections focusing on general synthetic strategies for each subclass of boron helicenes, their relevant properties (configurational stability, emission efficiency, luminescence dissymmetry factor, emission maxima and color purity), and applications in technology (OLEDs, OFETs, and batteries). Configurational stability is an important parameter that determines the applicability of a given compound as a chiral material and should always be considered in the design of any functional chiral material. The other parameters are particularly important for their application in OLED devices. In addition to the two key parameters that determine the efficiency of a given emitter, *i.e.* the photoluminescence quantum yield ( $\Phi_{\text{PL}}$ ) and the luminescence dissymmetry factor ( $g_{\text{lum}}$ ), we address the emission maximum, which defines the color of the emitted light and the color purity related to the width of the emission band.

We present a wide variety of boron-containing helically chiral compounds, though we do not aim to be exhaustive in our analysis. The selected examples are intended to portray the current state-of-the art in B-helicene emitters, explain the approaches that can be used to tune certain parameters and show the importance of these compounds for applications in future technologies.

We hope that this article will enhance the conceptual understanding of the application-oriented design of configurationally stable boron helicenes, provide guidance for the synthesis of superior boron-containing chiral functional materials, and stimulate research on these fascinating compounds.

## 2. Synthesis

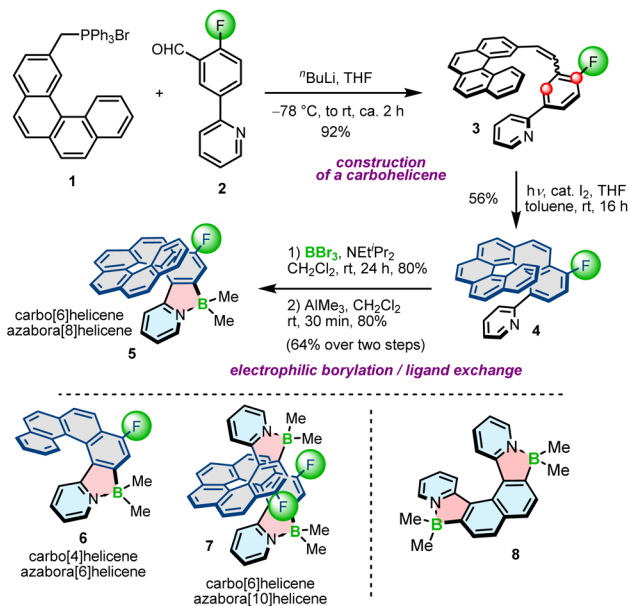
While boron-containing helicenes hold great promise for many applications, including organic electronics, they are still underdeveloped due to synthetic challenges. The methods that are effective for planar derivatives are sometimes not suitable for synthesizing strained cores. In addition, the preparation of the required precursors, often sterically congested, may be a bottleneck of the entire synthetic sequence. Therefore, efficient methods to access these compounds are a prerequisite to advance the field of boron-containing chiral materials. In this section, we introduce the approaches and protocols that were adapted or developed to enable their synthesis. We grouped the B-doped helicenes into particular classes, for which the synthetic approaches are usually similar. These include helicenes containing five-membered azaborole rings, helicenes consisting of six-membered boron-containing rings, *i.e.* 1,4-oxaborinine, 1,2- and 1,4-azaborinines, helicenes with N–B–N and O–B–O motifs and chiral compounds composed of boracycles without any additional heteroatoms. Finally, we will discuss BODIPY dyes along with various strategies for achieving helical chirality in this compound class.

### 2.1. Azaborole helicenes

The potential of planar, achiral  $\pi$ -conjugated compounds containing five-membered 1,2-azaborole rings have been recognized in organic electronics, and photovoltaics.<sup>31,45–47</sup> Azaboroles were also intensively studied by Wang and co-workers as photoswitches.<sup>48–50</sup> To access these compounds, various methods have been developed depending on the type and electronic nature of constituent (hetero)aromatic rings and substituents on boron.<sup>51–53</sup> In contrast to achiral derivatives, helically chiral azaborole helicenes have thus far been poorly investigated with only a limited number of synthetic approaches available to construct the azaborole ring. In principle, there are three general methods to synthesize azaborole helicenes. The most prominent approach involves nitrogen-directed electrophilic borylation under modified Murakami's conditions.<sup>51</sup> According to this method, a 2-phenylpyridine derivative is reacted with  $\text{BBr}_3$  in the presence of a bulky tertiary amine, followed by the ligand exchange on boron. This method was used by Crassous and co-workers to prepare a set of azabora [*n*]helicenes consisting of an even number of angularly fused rings and bearing methyl substituents on boron.<sup>54</sup> Compounds 5–7 bearing one ( $n = 6, 8$ ) or two ( $n = 10$ ) boron atoms were prepared by borylation of the corresponding carbo[4]- or [6]helicenes (colored in grey) appended with either a single or two pyridyl rings at the sterically hindered positions, followed by methylation with trimethylaluminium in excellent yields of 66–89% over two steps (Scheme 1). In this approach, reactions with  $\text{BBr}_3$  extended already existing helicene scaffolds. The required ligands (*e.g.* 4) were prepared by the Wittig reaction of (aryl-methyl)triphenylphosphonium bromides (*e.g.* 1) with 2-fluoro-5-(2-pyridinyl)benzaldehyde (2) and the subsequent photocyclization of the resulting stilbene derivatives (*e.g.* 3). The introduction of the fluoride substituents into the precursors







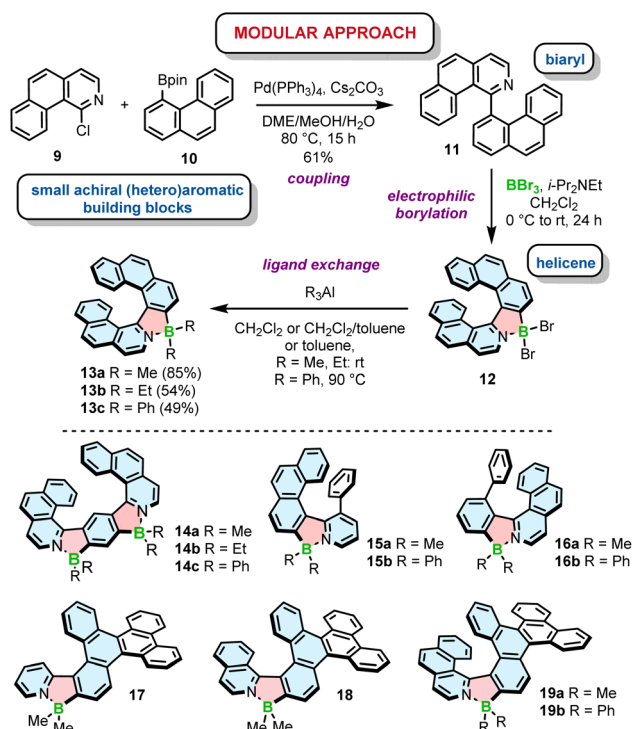
**Scheme 1** The synthetic route to azaborole helicenes through the extension of carbohelicenes. Azaborole rings are formed by electrophilic borylation with  $\text{BBr}_3$ . Helicene **8** was synthesized from a dipyr- idyl-substituted naphthalene.

was inevitable to block one of two reactive sites (marked with red circles in Scheme 1) on the benzene ring and avoid the formation of regioisomeric products. In contrast to **5–7**, the synthesis of azabora[6]helicene **8** did not require core substitution. The borylation of the corresponding dipyr- idyl-substituted naphthalene and the ligand exchange on boron afforded **8** in 55% yield. This compound is, however, prone to racemization (see Section 3.1).

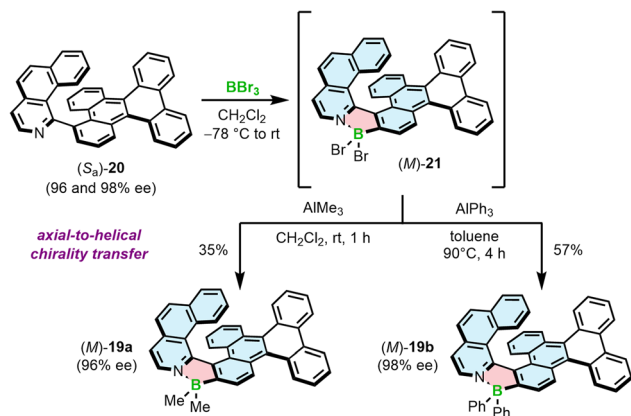
Electrophilic borylation also lies at the heart of our modular approach (Scheme 2). In this general approach, which we proposed for the synthesis of azaborole helicenes, the key biaryl or oligoaryl intermediates (e.g. **11**) are assembled from small achiral building blocks (e.g. **9** and **10**). The formation of azaborole helicenes bearing halide substituents on boron (e.g. **12**) is executed by reacting these intermediates with a boron reagent at the late stage of the synthesis. While some of the precursors may be indeed axially chiral (*vide infra*), it is not until the boron atom is introduced that the helicene is constructed. We used this approach to synthesize a plethora of azaborole helicenes, such as single helicenes, multiples, laterally extended and truncated derivatives.<sup>55–57</sup> The two-step reaction sequence, *i.e.* the borylation of the bi- or tertiary ligands with  $\text{BBr}_3$  in the presence of *N,N*-diisopropylethylamine (DIPEA) and the reaction with  $\text{AlR}_3$ , afforded the target compounds bearing alkyl (methyl or ethyl) or phenyl substituents (e.g. **13–19**) in 34–91% yields. Here, we also tested diorganylzinc reagents, although they proved inferior to  $\text{AlR}_3$ . The reaction of **12** with  $\text{Et}_2\text{Zn}$  was more sluggish, had to be carried out at 70 °C and provided **13b** in lower yields when compared to the analogous reaction with  $\text{Et}_3\text{Al}$ . It is also important to note that the introduction of aryl substituents is more

demanding than of alkyl groups. As opposed to Murakami's protocol, in which the ligand exchange with both alkyl and aryl substituents is carried out at room temperature, the introduction of Ph groups into the azaborole helicene required the temperature as high as 90 °C (Scheme 2). The difference in reactivity of  $\text{BBr}_2$  complexes toward both types of reagents is also reflected in the reaction times. While the substitution with Me can be shortened to 5 min, the corresponding reactions with  $\text{Ph}_3\text{Al}$  are typically conducted for 1.5–4 h.

We have also demonstrated that the synthesis of azaborole helicenes can be carried out in an enantiospecific fashion by axial-to-helical chirality transfer from enantioenriched axially chiral ligands (Scheme 3).<sup>58</sup> Due to the enhanced rotational freedom of biaryls compared to the target helicenes, the rotation about the chiral axis may proceed in either sense leading to two plausible enantiomerization pathways. One of them is a puckered helicene-type transition state (TS), in which the steric hindrance is produced by N and 2-C atoms. In the second TS, the steric clash is built between the N-heterocyclic ring of one moiety and a ring of another moiety, distant to a chiral axis. The latter one, inaccessible for helicenes, is energetically more feasible and results in significantly lower enantiomerization barriers of biaryls compared to the corresponding helicenes. Accordingly,  $\Delta G_{\text{en}}^\ddagger$  of **20**, determined by dynamic HPLC, was only 23.3 kcal mol<sup>−1</sup> at 298 K versus 33.1 kcal mol<sup>−1</sup> at 443 K for **19a**. This barrier, although not high, was sufficient to resolve the enantiomers and convert them into the target helicenes with full retention of chiral information (the enantiomeric excess of **20** and **19** were equal in each case). This also held true



**Scheme 2** Modular approach to the synthesis of azaborole helicenes. Azaborole rings are formed by electrophilic borylation with  $\text{BBr}_3$ .



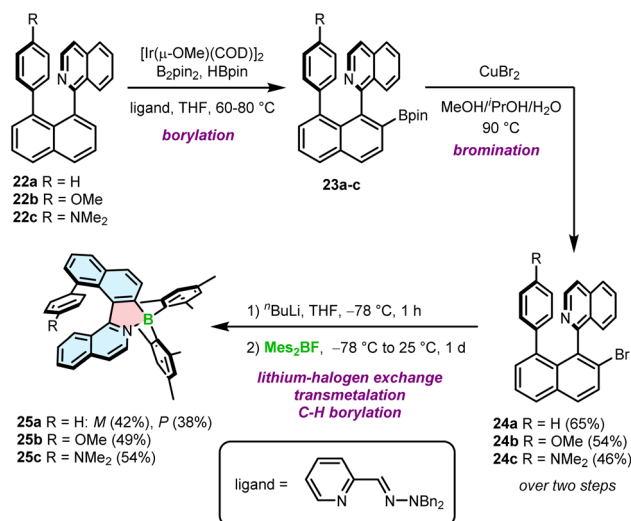
Scheme 3 Stereospecific synthesis of azaborole helicenes by axial-to-helical chirality transfer for the selected enantiomer of biaryl **20**.

for the synthesis of Ph derivatives due to the fact that the first critical step, borylation with  $\text{BBr}_3$ , was carried out at low temperature ( $-78^\circ\text{C}$  to rt), where **20** does not racemize. Once formed, the  $\text{BBr}_2$  complex benefits from the high configurational stability of the azaborole helicene and can be derivatized at elevated temperatures, required *e.g.* to introduce aryl substituents. On the other hand, a homologue of **20**, shorter by one ring, is labile under ambient conditions with  $\Delta G_{\text{en}}^\ddagger$  only slightly below the minimal barrier required to resolve the enantiomers (see Section 3.1).

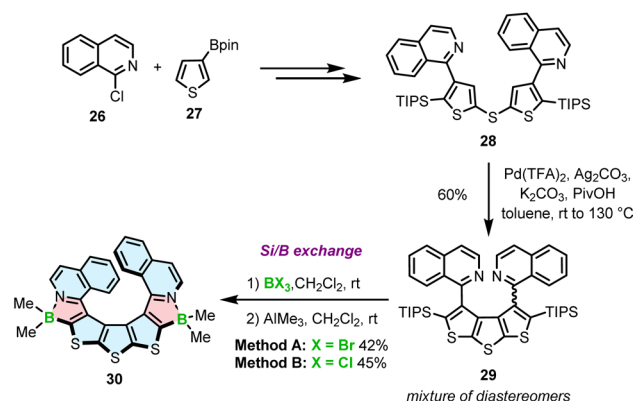
The second approach is based on nitrogen-directed iridium-catalyzed borylation, followed by bromination under conditions developed by Hartwig,<sup>59</sup> a subsequent halogen–lithium exchange and a reaction with a boron reagent (Scheme 4).<sup>60</sup> This reaction sequence begins with the introduction of the Bpin group into 1-(naphthalen-1-yl)isoquinoline derivatives **22a–c**. The reaction is carried out with  $\text{B}_2\text{pin}_2$  in the presence of a catalytic amount of HBpin and  $[\text{Ir}(\mu\text{-OMe})(\text{COD})]_2$  ( $\text{COD} = 1,5$ -

cyclooctadiene) and the 2-pyridinecarboxaldehyde *N,N*-dibenzylhydrazone ligand at  $60$ – $80^\circ\text{C}$ .<sup>61,62</sup> In the next step, Bpin-substituted compounds **23a–c** are transformed into the corresponding bromides **24a–c** in 46–65% yields using an aqueous solution of  $\text{CuBr}_2$  at  $90^\circ\text{C}$ . These intermediates were then treated with *n*-BuLi at  $-78^\circ\text{C}$ , followed by the addition of  $\text{Mes}_2\text{BF}$  providing target helicenes **25a–c** in 38–54% yields. This approach is therefore suitable to synthesize helicenes bearing aryl substituents on boron, although the only group introduced so far using this method is mesityl (Mes). Interestingly, *rac*-**24a** could be resolved into its enantiomers and converted into the corresponding enantiomers of **25a** with ee > 98%. However, these biaryls display low configurational stability resulting in partial racemization already at temperatures as low as  $-60^\circ\text{C}$ . Thus, it is more convenient to resolve target helicenes exhibiting higher  $\Delta G_{\text{en}}^\ddagger$ .

Recently, we reported a third approach for the synthesis of azaborole helicenes *via* silicon–boron exchange.<sup>63</sup> This method was developed for the preparation of unprecedented azaborathia[9]helicene **30**. The synthesis proceeded *via* highly congested atropisomeric teraryl **29**, which was assembled from isoquinoline and thiophene building blocks **26** and **27** (Scheme 5). Due to the steric hindrance generated by four bulky substituents in close proximity, the fusion of the two outer rings to form the diethienothiophene (DTT) core was extremely challenging. Screening of various reactions and the optimization of reaction conditions allowed to identify the Pd-catalyzed dual C–H activation as an effective synthetic tool. Accordingly, the reaction using  $\text{Pd}(\text{TFA})_2$ ,  $\text{Ag}_2\text{CO}_3$  and  $\text{K}_2\text{CO}_3$  in the presence of pivalic acid in toluene afforded triisopropylsilyl (TIPS)-substituted teraryl **29** in a highly satisfactory yield of 60%. The formation of the azaborole ring in the next step was performed between this key intermediate and  $\text{BBr}_3$  or  $\text{BCl}_3$  *via* silicon–boron exchange. In contrast to poor-yielding electrophilic borylation (the yield of two steps including the reaction with  $\text{BBr}_3$  and the ligand exchange was below 5%), this direct method provided target helicene **30** in excellent yields of up to 45%. Importantly, this is an entirely new method for the preparation of azaboroles and the first demonstration of using TIPS in silicon–boron exchange reactions.



Scheme 4 Synthetic route to azaborole helicenes with a ring attached at a sterically hindered position *via* Ir-catalyzed borylation.



Scheme 5 Synthesis of azaborathiahelicenes *via* silicon–boron exchange.

While this article focuses mainly on the last steps of the helicene syntheses, it is worth noting that the synthesis of azaborole helicenes is often hindered by the demanding preparation of the suitable sterically congested precursors. Therefore, the development of this compound class would benefit from new and efficient methods for the synthesis of atropisomeric intermediates,  $\pi$ -conjugated scaffolds with functional groups at demanding positions (bay region), and cross-coupling reactions between N-heterocycles and carbocyclic partners. The fact that  $\alpha$ -borylated pyridines are typically unstable and exhibit poor reactivity in Suzuki coupling<sup>64</sup> predetermines the positioning of certain functional groups in the building blocks (*e.g.* halogenated N-heterocycles and borylated carbocycle for Suzuki coupling) and often limits the available synthetic repertoire.

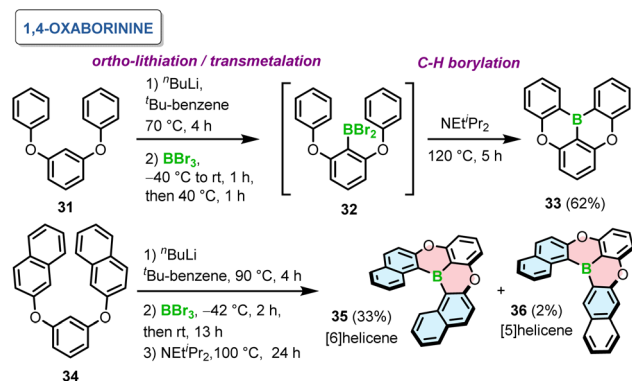
## 2.2. 1,4-Oxaborinine and 1,4-azaborinine helicenes

The relative orientation of boron and oxygen or nitrogen atoms and the type of bonds being formed defines the suitable synthetic method.

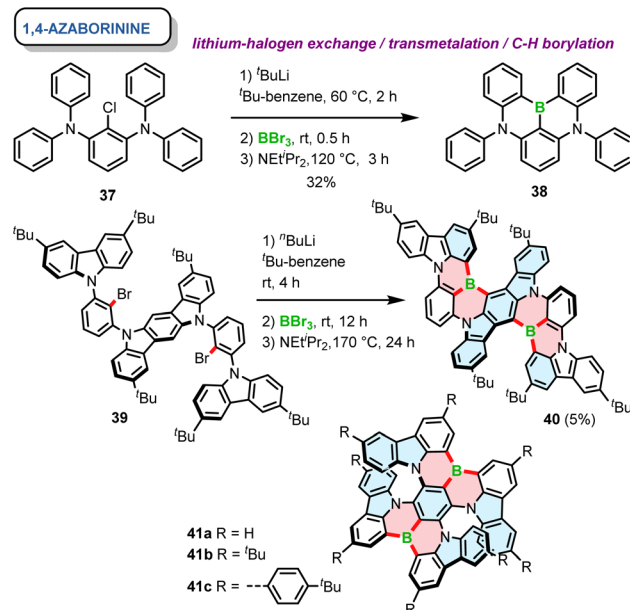
In 2015, Hatakeyama introduced a one-pot borylation of 1,3-diaryloxybenzenes to generate PAHs containing 1,4-oxaborinine rings.<sup>65</sup> Directed *ortho*-lithiation of **31** using *n*-BuLi and transmetalation with BBr<sub>3</sub> afforded **32**. This species in the presence of Hunig's base led to double intramolecular C–H borylation at 120 °C to give **33** in 62% yield (Scheme 6). This compound, later abbreviated as **DOBNA**, constitutes nowadays a common motif of intensively studied narrowband emitters. The presence of a base and its type are crucial for the last step of this reaction sequence. For example, the yields in the absence of a base or in the presence of trimethylamine were low (13–16%), while they were comparable for 1,2,2,6,6-pentamethylpiperidine and *N,N*-dimethyl-*p*-toluidine. In general, the reaction is favored by weakly nucleophilic bases. It is noteworthy that this reaction proceeded without any Lewis acid activator, such as aluminum trichloride (AlCl<sub>3</sub>), presumably due to the presence of oxygen atoms, which enhance the nucleophilicity of the benzene rings. While such four-ring compounds derived from **DOBNA** exhibit highly attractive optical properties, their field of application is intrinsically limited to use as achiral emitters due to their low configurational stability. Notably, the method also proved effective in the synthesis of helicene **35** consisting of six

angularly fused rings. The last step was carried out at somewhat lower temperature to afford **35** in 33%, in addition to tiny amounts of formally [5]helicene **36** (Scheme 6). The predominant ring closure at the more nucleophilic naphthyl 1-position of **34** indicates the preference for irreversible borylation under kinetic control.

Soon afterwards, the same group reported a core similar to **DOBNA** with nitrogen moieties replacing oxygen atoms. **38**, referred to as **DABNA-1**, possesses one boron and two nitrogen atoms that form two 1,4-azaborinine rings combining the neighbouring phenyl groups.<sup>66</sup> The one-pot synthesis of this achiral PAH was carried out using lithium–chloride exchange with *t*-BuLi, followed by electrophilic trapping with BBr<sub>3</sub> and a double electrophilic C–H borylation in the presence of DIPEA. Since **DABNA-1** showed improved thermally-activated delayed fluorescence (TADF) characteristics compared to **DOBNA** due to the enhanced multi-resonance (MR) effect (see Section 3.2), this motif was incorporated in a plethora of  $\pi$ -extended rigid systems, but only a handful of them are configurationally stable. The general synthesis of 1,4-azaborinine helicenes is similar to their *B,O*-congeners, except for the fact that the borylation step for configurationally stable 1,4-azaborinine helicenes is typically performed *via* lithium–halogen exchange (Cl or Br), while achiral **DABNA** derivatives could also be synthesized *via* directed *ortho*-lithiation.<sup>67</sup> Accordingly, Yasuda prepared carbazole-based 1,4-azaborinine **40** *via* lithium–halogen exchange between dibromo-substituted precursor **39** and *n*-BuLi (Scheme 7). The target compound, which can be considered as a structural analogue of **DABNA** with two diphenylamine units replaced by 3,6-di-*tert*-butylcarbazole (BCz) moieties, was isolated in a yield of only 5%, along with the regioisomeric product in a 7% yield.<sup>68</sup> No data regarding the configurational stability of this double [6]helicene are provided. Nonetheless, it may be



Scheme 6 Synthesis of 1,4-oxaborinine-containing helicenes.



Scheme 7 Synthesis of 1,4-azaborinine-containing helicenes. The bonds formed *via* borylative cyclization are colored in red.





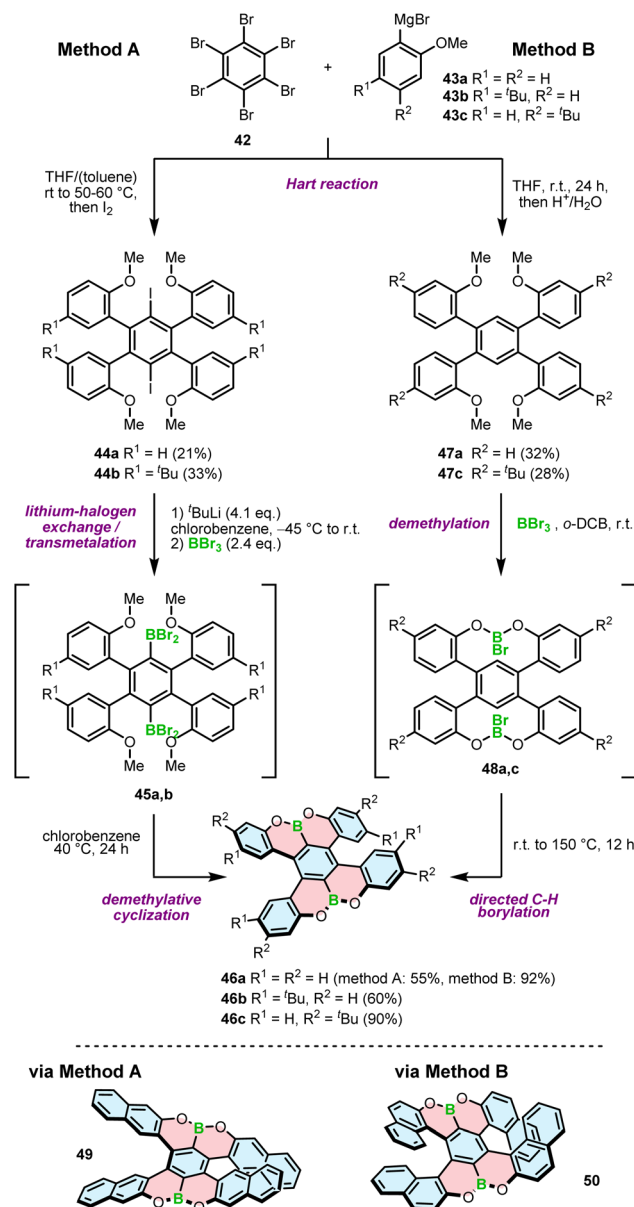
inferred from the number and type of the constituent rings that its diastereomerization barrier  $\Delta G_{\text{dias}}^\ddagger$  cannot be particularly high. In contrast, double [7]helicenes **41a–c** (Scheme 7), consisting of a B- $\pi$ -B and two N- $\pi$ -N motifs in a *para* arrangement around the central benzene ring, exhibit an excellent configurational stability (see Section 3.1), which allowed their resolution into (*P,P*)- and (*M,M*) enantiomers by HPLC on a chiral stationary phase.<sup>69</sup> These compounds, were synthesized independently in a similar manner by Zhang and Duan<sup>70</sup> and the Wang group.<sup>69</sup> Their procedures, differing in the solvent (*tert*-butylbenzene or *o*-DCB), the excess of reagents, reaction temperature and time provided the target compounds in moderate yields (23–53%).

Thus, from an overall point of view, the methods for the preparation of 1,4-oxaborinine and 1,4-azaborinine helicenes primarily depend on the one-pot borylation, which includes directed either *ortho*-lithiation or lithium–halogen exchange with *n*- or *t*-BuLi, a subsequent reaction with BBr<sub>3</sub>, and C–H borylation in the presence of a bulky amine. At least one of these steps is carried out at elevated temperature between 100 and 180 °C, which requires a certain stability of the intermediates and the target compounds under these rather harsh conditions.

Owing to promising optical properties for (CP)-OLEDs, this type of molecular design has become incredibly popular in recent years. Quite remarkably, from a relatively narrow set of building blocks and synthetic transformations, a large variety of chromophores have been synthesized with *B,B* or *N,N* in *para* arrangement, with several examples of helically chiral (and configurationally stable) dyes (see Section 3.1).

### 2.3. 1,2-Oxa-, 1,2-azaborinine helicenes and helicenes with O–B–O and N–B–N motifs

In contrast to the 1,4-oxaborinine derivatives, the syntheses of compounds containing O–B and O–B–O motifs usually involve demethylative C–H borylation. The role of BBr<sub>3</sub> in these reactions is twofold. First, it cleaves the methyl ether, and second, it serves as a source of boron in the borylation reaction. This general approach was used independently by Feng and Müllen<sup>73</sup> and the Hatakeyama group<sup>71</sup> to develop double [5]helicenes **46a–c** with a O–B–O motif. The synthesis reported by Hatakeyama started with the Hart reaction between hexabromobenzene (**42**) and arylmagnesium bromides **43a,b**, followed by quenching with iodide. The presence of iodide in intermediates **44a,b** invokes the following steps, that is, lithium–halogen exchange with *n*-BuLi, trapping of aryllithium with BBr<sub>3</sub>, and a consecutive demethylative ring closure at 40 °C (method A, Scheme 8). The reaction proceeds *via* intermediate **45a,b**, the product of transmetalation with BBr<sub>3</sub>, and is accomplished by the subsequent formation of two B–O bonds to afford **46a** and **46b** in yields of 55% and 60%, respectively.<sup>71</sup> A somewhat lower yield (43%) was obtained for double [5]helicene **49** with four linearly annelated benzene rings increasing the steric hindrance at the terminal positions. Here, the lithiation step was performed with *t*-BuLi.<sup>72</sup> An alternative approach toward such double [5]helicenes, reported by Feng and Müllen, was based on halogen-free intermediates **47a,c** and therefore,



**Scheme 8** Synthetic strategy to O–B–O helicenes *via* demethylative cyclization. Method A: *via* lithium–halogen exchange; method B: *via* directed C–H borylation.

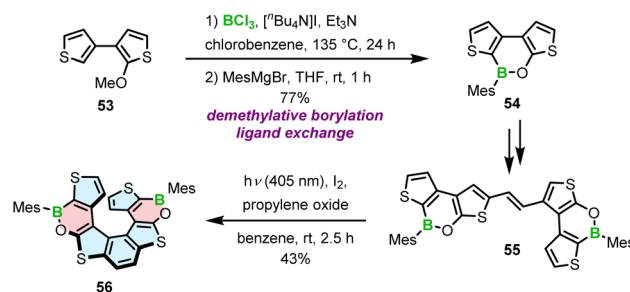
consisted of tandem demethylation with BBr<sub>3</sub> to produce possible intermediate **48a,c** and electrophilic C–H borylation at 150 °C in *o*-dichlorobenzene (*o*-DCB) (method B, Scheme 8). Target helicenes **46a** and **46c** were isolated in excellent yields of 90–92%.<sup>73</sup> In general, the latter method appears to be higher-yielding and simpler, as there is no need for the installation of a halogen substituent on the precursor and hence, using a lithium–halogen exchange protocol to introduce a boron atom. On the other hand, the borylation step is performed under harsher conditions, which may possibly be problematic for more labile groups. The same approach was used to synthesize helically extended derivative **50** with the borylation carried out even at a higher temperature (180 °C). The yield of



the target double [7]helicene was only 7%, considerably lower than that of its shorter congener, presumably due to steric strain that impeded the ring closure.<sup>74</sup>

Demethylative cyclization was also applied to prepare four-coordinate boron double [5]helicenes **52a,b** containing two O–B–O motifs (Scheme 9). The compounds structurally resemble **46a** with the difference that the central benzene ring is replaced with pyrazine.<sup>75</sup> This seemingly little variation has tremendous implications for the construction of boracycles. Demethylation is accompanied by the smooth formation of two boron–nitrogen dative bonds in the last step, as opposed to the energetically more demanding C–B bonds. Therefore, the reactions either with BBr<sub>3</sub> or more electrophilic BI<sub>3</sub> could be carried out under mild conditions (at 40 °C vs. 150 °C for **46a**). Similar to the synthesis of azaboroles, the synthesis was accomplished by the ligand exchange with Grignard reagent and AgF, respectively, to produce **52a** and **52b** in 35% and 45% yields. It is noteworthy that these compounds exhibit considerable chemical stability against acids and bases with no decomposition observed upon treatment with 0.5 N HCl or NaOH aqueous solutions.

The strategy chosen by Licandro and Wagner to construct borathia[7]helicene **56** with two B–O bonds envisaged the formation of the boracycles prior to the formation of the helicene (Scheme 10).<sup>76</sup> Thus, the three-ring system **54** was assembled *via* demethylative borylation of **53** with BCl<sub>3</sub> in the presence of [*n*-Bu<sub>4</sub>N]I, and Et<sub>3</sub>N at an early stage of the synthesis. To sterically protect the tricoordinated boron atom, the chloride ligand was replaced with the bulky Mes in the following reaction, thus combining two approaches to stabilize boron, *i.e.* kinetic stabilization and electronic stabilization through donation of electron density from the neighboring oxygen atom. This compound was then converted in two steps, including bromination and the Stille coupling with (*E*)-1,2-bis(tributylstannyl)ethene into **55**. The final Mallory photocyclization produced helicene **56** in a satisfactory yield. In contrast to the cyclization of benzene rings, where the other reactive site had to be protected (*cf.* the synthesis of **5–7**), the ring closure of thiophene-substituted ethenes leads to a single product. An important difference in the synthesis of **56**



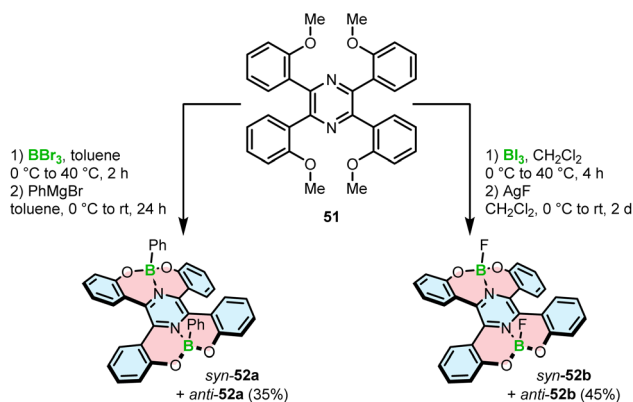
Scheme 10 Synthesis of a B–O based helicene by post-functionalization of a boracycle.

compared to the syntheses of other B–O or B–N helicenes is that the construction of boracycles was accomplished at an early stage of the synthesis, so that B–O bond formation was not hindered by steric strain.

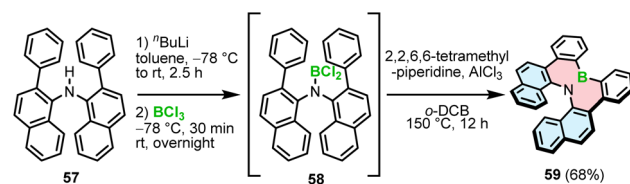
The synthetic strategies toward helicenes with B–N or N–B–N motifs are more versatile. In 2012, Hatakeyama and Nakamura reported the synthesis of azaboradibenzo[6]helicene **59** *via* a tandem bora-Friedel-Crafts-type reaction.<sup>77</sup> Compared to the synthesis of B–O helicene **35**, the double N-directed C–H borylation was performed with less reactive BCl<sub>3</sub> at a higher temperature (150 °C vs. 100 °C for **35**) and required utilization of AlCl<sub>3</sub> in the presence of 2,2,6,6-tetramethylpiperidine (TMP).

This step was preceded by deprotonation of the NH functionality with *n*-BuLi. The target helicene with a boron–nitrogen covalent bond of 1.448(3) Å, indicating the strong  $\pi$ -interaction, was isolated in a 68% yield (Scheme 11).

The Ingleson group, with extensive expertise in the electrophilic borylation of various heterocycles,<sup>78–81</sup> and our group reported the synthesis, resolution and characterization of the (chir)optical properties of the first configurationally stable core-non-extended [5]- and [6]helicenes **65–67** embedding an azaborine ring, where the B–N bond is located on the outer helicene rim.<sup>82</sup> The attempts to prepare **65** using BCl<sub>3</sub>/AlCl<sub>3</sub> under forcing conditions (up to 175 °C) or BBr<sub>3</sub> at 75–150 °C either failed or the conversion was relatively low (<30%). It is worth noting that these conditions are suitable for the synthesis of simple planar compounds, again indicating the challenge of preparing the strained derivatives using existing synthetic protocols. The improved N-directed C–H borylation of 1,2-BN helicene **65** involves the generation of aminoborane **62** from the adduct with BBr<sub>3</sub> at 85 °C, protonation of this species with bistriflimidic acid (HNTf<sub>2</sub>), leading to the formation of helicene **64** (*via* reactive species **63**) that is directly reacted with 2-mesitylmagnesium bromide to afford **65** in a 56% yield (Scheme 12).



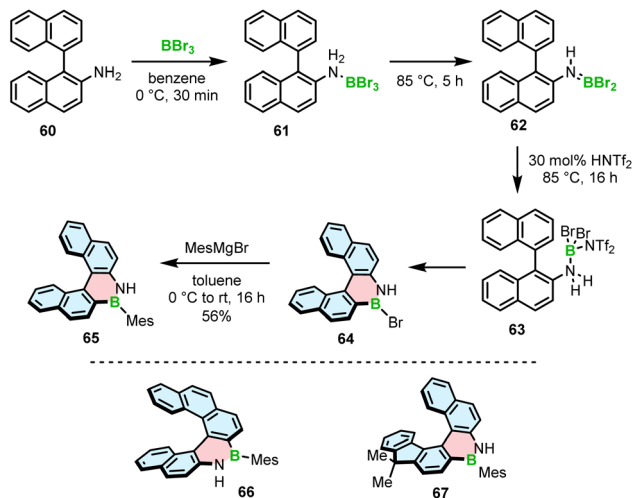
Scheme 9 Synthesis of four-coordinate O–B–O helicenes.



Scheme 11 Synthesis of 1,2-azaborinine helicene **59**.





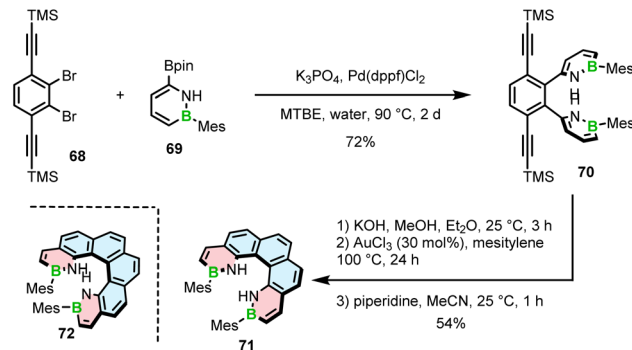


Scheme 12 Synthesis of 1,2-azaborinine helicenes by electrophilic borylation.

The increased electrophilicity of borenium cations resulting from aminoborane protonation, compared to the activation of the latter species with  $\text{BBr}_3$ , is responsible for the greater efficiency of this protocol. This  $\text{HNTf}_2$  mediated C–H borylation methodology allowed to access even more strained [6]helicenes **66** and **67** in 61% and 67% yields. Alternatively, the formation of aminoborane **62**, and in turn the reactive borenium intermediate, can be executed by adding  $\text{Me}_3\text{SiNF}_2$  that is generated *in situ* from  $\text{HNTf}_2$  and portionwise added  $\text{PhSiMe}_3$ . The reaction in this case can be carried out at room temperature to provide the target bench stable compounds in 47–76% yields after substitution with  $\text{MesMgBr}$ . Phenyl derivative of **65** also was synthesized in a satisfactory yield (34%) using this protocol. However, the less bulky Ph did not provide sufficient kinetic protection and the compound was prone to decomposition. Mesityl-substituted helicene **65**, on the other hand, could be readily converted into the *N*-methyl derivative using MeI and potassium bis(trimethylsilyl)amide (KHMDs).

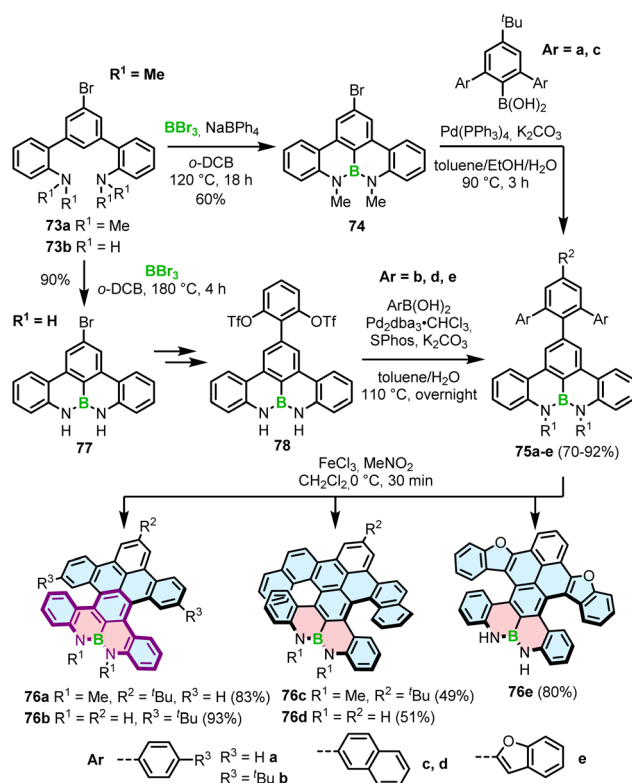
Only recently, Staubitz reported another approach toward core non-extended azaborine helicenes.<sup>83</sup> As opposed to **65–67**, the B–N bonds in compounds **71** and **72**, consisting of two terminal azaborine rings, were placed on the inner helicene rim. The synthesis relied on the Suzuki coupling of Mes-substituted azaborine **69** with TMS-ethynyl-substituted dibromides (e.g. **68**), followed by double intramolecular cyclization (Scheme 13).

The last step proved challenging due to the competition between the 5-*exo-dig* and 6-*endo-dig* cyclization, which contrasts with the synthesis of other BN-doped PAHs where the latter pathway prevails.<sup>84</sup> The identified conditions favoring the closure of the six-membered rings involved deprotonation with KOH and a subsequent cyclization with either  $\text{AuCl}_3$  at 100 °C or [*p*-cymene] $\text{RuCl}_2$  and  $\text{AgSbF}_6$  at 170 °C to produce [5]- and [6] helicenes **71** and **72** in 54% and 11% yields, respectively. Piperidine was added in the last step to facilitate the separation of the target helicenes from the resulting Michael adducts produced from the *exo*-cyclization products.



Scheme 13 Synthesis of 1,2-azaborinine helicenes with two 1,2-azaborinine rings.

Interestingly, a demethylative cyclization was applied not only to create B–O helicenes but also in the synthesis of helicenes with a N–B–N motif at the zigzag edge (Scheme 14). **73a**, obtained by methylation of **73b**, was converted into **74** *via* borylation with  $\text{BBr}_3$  at 120 °C in the presence of  $\text{NaBPh}_4$ , a non-coordinative Brønsted base.<sup>85</sup> This key intermediate was cross-coupled with the aryl boronic acid building blocks to give **75a** and **75c**, which were submitted to the Scholl reaction with  $\text{FeCl}_3$  in the presence of  $\text{MeNO}_2$ . Double [5]- and [6]helicenes **76a** and **76c** were obtained in yields of 83% and 49%, the latter being lower, though it is not clear if it is due to steric strain or regioselectivity issues.<sup>86</sup> Alternatively, the synthesis of the key boron-containing building



Scheme 14 Synthesis of helicenes with a N–B–N motif at the zigzag edge.



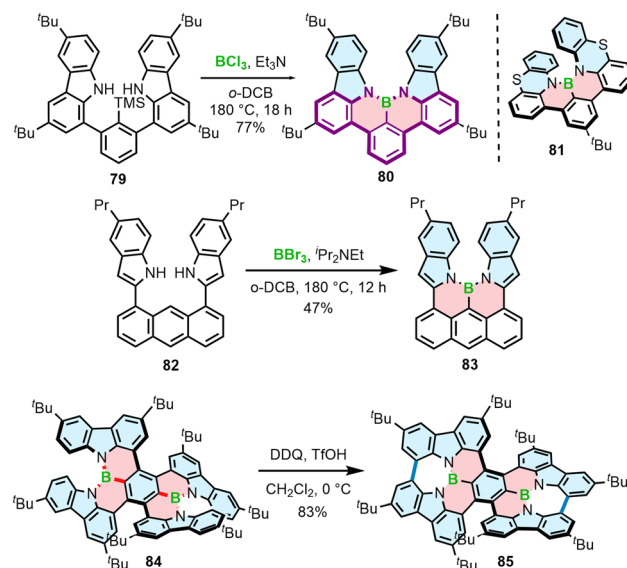
block can proceed in high yield directly from the corresponding NH derivative **73b** via nitrogen-directed electrophilic borylation with  $\text{BBr}_3$  at  $180^\circ\text{C}$ . The following Suzuki coupling of **77** with (2,6-dimethoxyphenyl)boronic acid and multiple functional group interconversion provided triflate derivative **78**, which was cross-coupled with arylboronic esters to afford the helicenes precursors. The last step was carried out under the conditions reported earlier for **76a,c** to produce **76b,d,e** in 51–93% yields.<sup>87</sup> Like in the case of B–O helicene **56**, the formation of the boracycles was carried out early in the synthesis, thus not being affected by steric repulsion.

Different from the double helicenes reported by Zhang,<sup>86,87</sup> the formation of the helicenes with an N–B–N motif on the inner helicene rim, whether configurationally stable of fluxional, takes place in the last step of the synthesis and therefore requires steric strain to be overcome. In principle, **76a** and **80** consist of the same moiety (highlighted in purple) but the helical extension is realized through the C–N bonds of the boracycles in the latter case. The synthesis of **80** and **81** is performed via silicon–boron exchange between TMS-substituted precursors (e.g. **79**) and  $\text{BCl}_3$  accompanied by the formation of the B–N bonds in the presence of  $\text{Et}_3\text{N}$  under forcing conditions ( $180^\circ\text{C}$  in *o*-DCB) (Scheme 15). The presence of the TMS group proved essential in reducing the reaction times and increasing their efficiency. These conditions failed however to prepare more rigid and strained **83**, which was finally generated through the borylation of **82** with more reactive  $\text{BBr}_3$  in the presence of DIPEA in a 47% yield (Scheme 15).<sup>88</sup>

Recently, Yang capitalized on this method to prepare **84** with two N–B–N motifs in a 65% yield, where boron atoms were introduced using  $\text{BBr}_3$  as the boron source in the presence of DIPEA as the additive.<sup>89</sup> In contrast, much lower yields were obtained when additives such as  $\text{Et}_3\text{N}$  and TMP were used. The quadruple was then converted into double helicene **85** via oxidative aromatic coupling using DDQ and TFOH in  $\text{CH}_2\text{Cl}_2$  to form two NBN-doped heptagons (Scheme 15). Both compounds reveal excellent thermal stability in the solid state, however **84** tends to decompose in solution within a few hours. Higher stability of **85** can likely be attributed to its higher rigidity, which prevents it conformational distortion upon interaction with a nucleophile.

#### 2.4. Helically chiral compounds doped with boron only

Introduction of boron into  $\pi$ -conjugated systems produces materials with high electron affinity. It has been postulated that boron-containing PAHs could be used as n-type semiconductors in transistors or as acceptors in solar cells. While this has been demonstrated for various boron compounds that also contain other heteroatoms, such as nitrogen, PAHs consisting of only C and B typically exhibit p-type mobility. This is due to the fact that such structures constitute a synthetic challenge. Only a small number of achiral PAHs containing exclusively carbon and boron atoms in  $\pi$ -conjugated scaffolds have been characterized to date. Even less common are their helical derivatives. The synthesis of these types of compounds thus represents uncharted scientific territory.

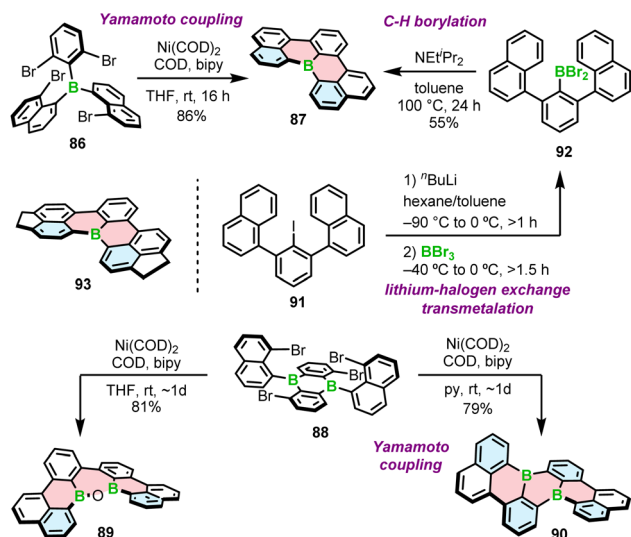


Scheme 15 Synthesis of helicenes with a N–B–N motif on the inner helicene rim.

In 2015, Wagner and co-workers reported the highly fluorescent [4]helicenes through the intramolecular Yamamoto coupling of substituted triarylboranes.<sup>90</sup> The reaction between tetrabrominated derivative **86** and four equivalents of bis(cycloocta-1,5-dien)nickel(0) ( $\text{Ni}(\text{COD})_2$ ) in the presence of the COD ligand and 2,2'-bipyridyl in THF afforded target B-doped [4]helicene **87** in 86% yield (Scheme 16). In contrast, double iodide–lithium exchange and a subsequent intramolecular substitution of fluoride proved ineffective. Using nickel-mediated Yamamoto coupling of **88**, Wagner and co-workers were also able to synthesize double [4]helicene **90**. Surprisingly, the reaction outcome was strongly solvent-dependent. When the coupling was performed in THF and quenched with air, oxadiborepin **89**, the rearrangement product was obtained as the main product in 81% yield (Scheme 16). On the other hand, Yamamoto coupling in pyridine as a solvent provided **90** in 79% yield. Mechanistic studies indicated that the rearrangement reaction is induced by the coordination of the hydroxide to the Lewis acidic boron. The presence of pyridine suppresses this process by blocking the coordination site.<sup>91</sup>

Nakayama and Hatakeyama proposed an alternative synthesis of **87** based on lithium–halogen exchange, subsequent transmetalation and C–H borylation with  $\text{BBr}_3$  in the presence of DIPEA (Scheme 16).<sup>92</sup> In general, the synthesis of this compound is similar to that of [4]helicene **33** (Scheme 6), except that it proceeds via iodide **91**. The latter compound is generated by selective lithiation of 1,3-dichlorobenzene (*m*-DCB) followed by reaction with 1-naphthylmagnesium bromide. The overall yield starting from *m*-DCB is comparable to that of the three-step method reported by Wagner (42% vs. 43%, respectively). As in the synthesis of **33**, the presence and type of a base played a crucial role. In the absence of additives (DIPEA), the product was obtained in a yield of only 2%. According to the theoretical studies, the abstraction of a proton is exergonic and



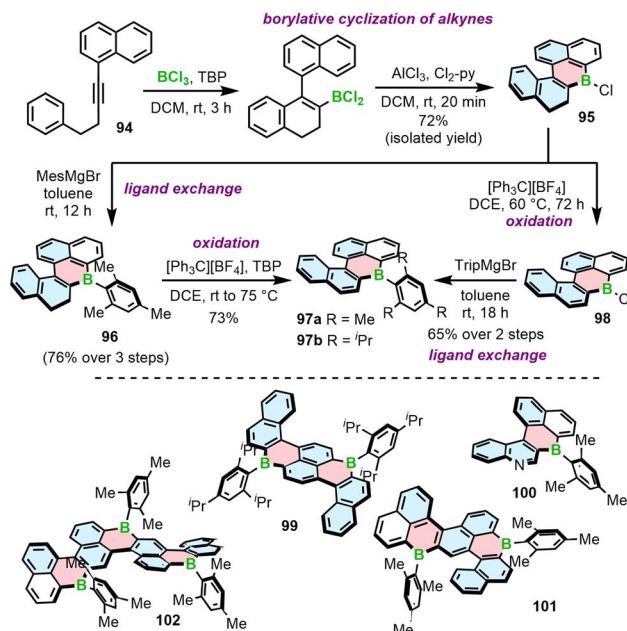


**Scheme 16** Synthesis of B-doped [4]helicenes and double [4]helicenes by Yamamoto coupling and lithium–halogen exchange/transmetalation/C–H borylation.

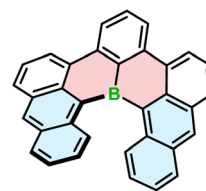
shifts the equilibrium to the product. This is also in agreement with high yield of **93** (82%) in the absence of amine (Scheme 16). Due to its poor solubility in toluene, **93** precipitates out of the reaction mixture, facilitating the formation of the product.

Another approach to access B-doped systems consisting of angularly fused rings is based on borylative cyclization of alkynes with  $\text{BCl}_3$  in the presence of 2,4,6-tri-*tert*-butylpyridine (TBP) and subsequent intramolecular electrophilic C–H borylation induced by  $\text{AlCl}_3$ /2,6-dichloropyridine ( $\text{Cl}_2$ -py) to form a boracycle.<sup>93</sup> This method, developed by Ingleson, was used to synthesize PAHs consisting of a single borahelicene as well as multiples assembled from two or three bora[4]helicene subunits (Scheme 17).<sup>93–95</sup> The first step of this reaction sequence involves the activation of alkyne **94** with  $\text{BCl}_3$  and intramolecular  $\text{S}_{\text{E}}\text{Ar}$ . The reaction proceeded cleaner in the presence of the hindered base.<sup>93</sup> The following formation of the boracycle was performed using stoichiometric amount of  $\text{AlCl}_3$  and 2,6-dichloropyridine to give chloride **95** in 72%, sensitive to moisture. This compound was then converted into **96** with the mesityl group providing sufficient kinetic stabilization. **96** can be readily oxidized to **97a** using  $[\text{Ph}_3\text{C}][\text{BF}_4]/\text{TBP}$ . Compound **97b** could not be accessed in this way because the isopropyl groups are not inert under these conditions. Thus, **97b** was synthesized *via* oxidation of **95** to **98** and *in situ* addition of the corresponding Grignard reagent. Analogous approach was used to prepare double [4]helicene **99** starting from the corresponding dialkyne. The synthesis of unique B,N-doped **100** (Scheme 17) required certain modification, such as a greater excess of  $\text{AlCl}_3$  and the use a different organometallic reagent ( $\text{ZnMes}_2$ ) due to the presence of *N*-tosyl group in its precursor, which can be cleaved with  $\text{MesMgBr}$ .<sup>94</sup>

**97a** can also serve as a starting material for the iterative synthesis of PAHs **101** and **102** containing two or even three boron atoms. Accordingly, it can be regioselectively brominated with NBS in the presence of a catalytic amount of HCl, enabling



**Scheme 17** Synthesis of boron embedded [4]helicenes by borylative cyclization of alkynes.



**Fig. 2** The structure of configurationally stable helicene **103** consisting of only carbon and boron atoms.

Sonogashira coupling/cyclization/aromatization to afford **101**. This reaction sequence can be repeated using **101** as the starting material to provide ribbon **102** (Scheme 17).<sup>95</sup>

All the examples presented above contain [4]helicene motifs. Importantly, the presence of only four angularly fused six-membered rings does not provide sufficient configurational stability. Even though these compounds are helically chiral, their (*P*)- and (*M*)-enantiomers rapidly interconvert in each other. Therefore, they cannot be used as chiral materials. Only recently, Würthner and co-workers presented the first example of boron-doped configurationally stable helicene. This  $\pi$ -extended [6]helicene **103** (Fig. 2) was prepared from the *iodo*-teraryl with the anthryl moieties (in place of two naphthyl in **91**) following the strategy applied by Hatakeyama for the preparation of **87**. The compound was obtained in lower yield (17%), most probably due to the increased steric congestion. It showed excellent stability in the solid state under ambient conditions, when exposed to light and at high temperatures. However, it tends to decompose slowly when dissolved in  $\text{CHCl}_3$ .<sup>44</sup>

## 2.5. BODIPY-based helically chiral dyes and related systems

Due to their unique optical properties, chemical versatility and stability, BODIPY dyes are utilized in various technological and



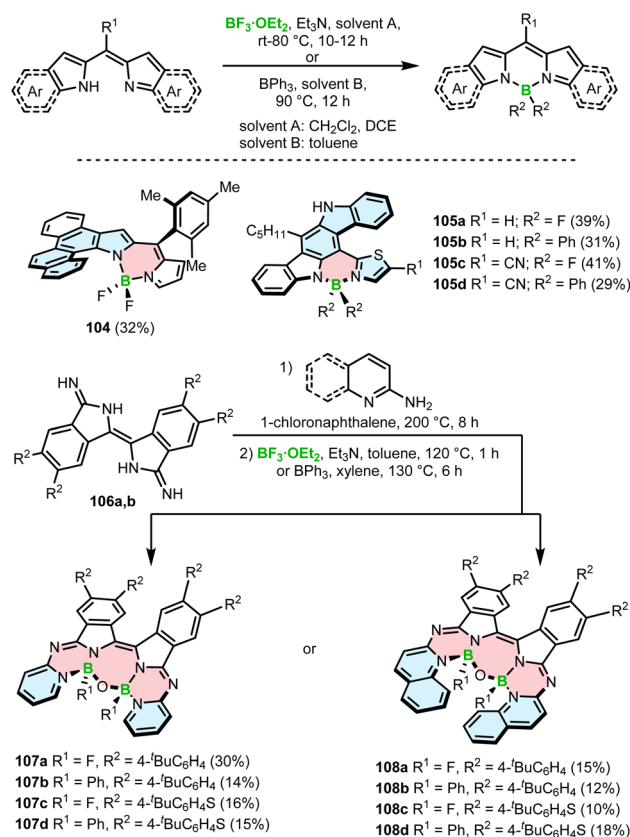


bioapplications such as sensors, solar cells or OLEDs.<sup>96,97</sup> Their high luminescence quantum yields, excellent photostability and the ability to readily tune their absorption and emission made them particularly attractive for use as fluorescent dyes in bio-imaging.<sup>98,99</sup> The synthesis of chiral derivatives opened new perspectives for this well-established class of compounds, such as applications in chiral sensing, asymmetric catalysis or as CPL-materials for advanced technologies in photonics and optoelectronics. To introduce chirality into BODIPYs, different strategies have been employed, mainly exploiting the concept of axial chirality. For instance, axially chiral molecules with twisted and sometimes helical conformations have been achieved through the introduction of aryl moieties with hindered rotation into unsymmetrical BODIPYs or the attachment of groups such as chiral binaphthyl or 1,2-diphenyl-1,2-ethanolamine.<sup>100,101</sup> Additionally, the BODIPY can be either attached to the periphery of a helicene, as shown by recent examples,<sup>102–104</sup> or directly incorporated into the helical backbone, which is addressed in this section.

The synthesis of BODIPY-based helicenes is commonly achieved using the method developed for non-helical congeners, which involves borylation of dipyrromethane derivatives with  $\text{BF}_3 \cdot \text{OEt}_2$  or  $\text{BPh}_3$  in the presence of  $\text{Et}_3\text{N}$  in the final step. Using this general approach, Kawamata and Hasobe prepared helicene-like BODIPY **104** with the  $\text{BF}_2$  unit on the inner helicene rim in a yield of 32% (Scheme 18). Single crystal X-ray analysis confirmed a repulsion between the fluorine atom and the inner hydrogen atom of the terminal benzoid ring, resulting in a torsion angle of  $35^\circ$  between the BODIPY and chrysene moieties.<sup>105</sup>

In a similar way, Mula and co-workers synthesized the series of hetero[5]helicenes **105a–d** bearing fluoride or phenyl substituents on boron on the outer helicene rim (Scheme 18).<sup>106</sup> These BODIPY analogues, where one pyrrole ring was replaced by the thiazole ring, were isolated in yields ranging from 29 to 41%. The reactions with  $\text{BPh}_3$  led to somewhat lower yields compared to  $\text{BF}_3 \cdot \text{OEt}_2$ . Although both types of BODIPY-helicenes adopt a helical geometry, no information is provided regarding their configurational stability. In contrast,  $\beta$ -isoindigo-based helicenes **107** and **108** with two aza-BODIPY subunits exhibit sufficiently high enantiomerization barriers, which permitted their resolution into *P*- and *M*-enantiomers by HPLC. These compounds with two boron centers were prepared by condensation of diimino- $\beta$ -isoindigo derivatives **106a,b** with 2-aminopyridine or 2-aminoquinoline followed by borylation with  $\text{BF}_3 \cdot \text{OEt}_2$  or  $\text{BPh}_3$  in the presence of  $\text{Et}_3\text{N}$  to provide **107a–d** and **108a–d** in yields of 10–30% (Scheme 18). The O–B–O bridge connecting both arms of the molecule and giving rise to the seven-membered central ring results from hydrolysis of the C–B or C–F bonds by residual water in the solvent. The compounds exhibit excellent air-stability in the solid state, displaying no signs of decomposition even after being stored for six months.<sup>107</sup>

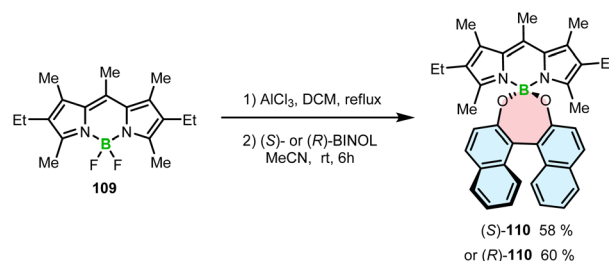
High chemical stability of BODIPYs allows their post-modification, as demonstrated by nucleophilic substitution of fluoride by hydroxyl groups.<sup>108</sup> This strategy toward axially chiral BODIPYs involves the assembling of an achiral BODIPY



Scheme 18 Synthesis of BODIPY-helicenes *via* borylation with  $\text{BF}_3 \cdot \text{OEt}_2$  or  $\text{BPh}_3$  in the presence of an amine in the final step.

chromophore with a chiral BINOL moiety in a spiro arrangement. Thus, BODIPY **109** was reacted with (*S*)- or (*R*)-BINOL in the presence of Lewis acidic  $\text{AlCl}_3$ . The role of  $\text{AlCl}_3$  was to activate the B–F bonds prior to the substitution with the OH groups to provide (*S*)- and (*R*)-**110** in 58 and 60% yields, respectively (Scheme 19). This work demonstrates a simple way to produce helical boron compounds from commercially available materials in a single reaction step.<sup>109</sup> However, the helical conformation is induced by the BINOL moieties, whereas a BODIPY chromophore is not part of the helical framework.

A related strategy leading to the incorporation of a BODIPY moiety into the helical framework involves the reaction of hydroxyl groups attached to the BODIPY  $\alpha$ -aryl substituents. This can be realized *via* three general approaches (Scheme 20).



Scheme 19 Synthesis of BINOL-BODIPYs.



In method A, aryl-substituted pyrrole **111** with a free hydroxyl group is reacted with triethyl orthoformate, orthoacetate<sup>110</sup> or an aryl aldehyde.<sup>111</sup> In the latter case, the acid-catalyzed condensation is followed by oxidation with DDQ. The intermediate alkyl or aryl-substituted BODIPYs are formed *via* borylation with boron trifluoride diethyl etherate. The synthesis is accomplished by the substitution of fluoride with the hydroxyl groups to provide *O*-BODIPYs (e.g. **115a,b** and **116**). In Method B, methoxy-substituted aryl **112** is used as a starting material. A similar reaction sequence leads to BODIPY **114b** (synthesis of **115e**)<sup>112</sup> or to dipyrromethene **114a** when the borylation with  $\text{BF}_3 \cdot \text{Et}_2\text{O}$  is skipped (synthesis of **117** and **118**).<sup>111</sup> In the final step the free OH groups are liberated upon treatment with  $\text{BBR}_3$  which then form the target *O*-BODIPYs. Alternatively, the compounds (e.g. **115c,d**) can be prepared by cross-coupling of dibrominated BODIPY **113** with methoxy-aryl boronic acids, followed by the cleavage of the methyl ether and the intramolecular substitution of fluorides with the liberated OH groups (method C).<sup>110</sup> The use of MeO-aryls proved to facilitate the overall synthesis by preventing the unwanted side-reactions of the hydroxyl groups, hindering the preparation of the

required intermediates or the target *O*-BODIPYs (*vide infra*). Similar approaches have been used to synthesize so-called aza-BODIPYs, *i.e.* the BODIPYs analogs where the carbon atom in the methene bridge is replaced by nitrogen.<sup>113,114</sup>

An unexpected result was obtained when dibromide-BODIPY **119** was cross-coupled with 2-hydroxyphenylboronic acid (**120**).

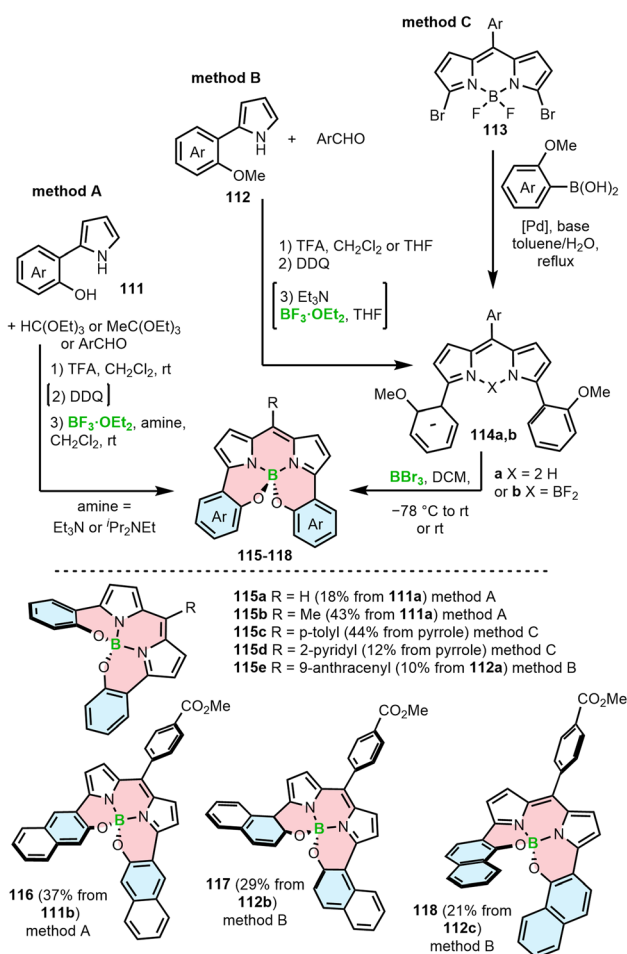
In addition to the desired *N,N,O,O*-chelate **121** (43%), Hall and co-workers isolated *N,N,O,C*-chelate **122** in 36% yield (Scheme 21). The formation of regioisomeric **122** was rationalized by a reaction cascade involving the metathesis of  $\text{BF}_2$  with the boron atom of **120**, the formation of the C–B bond by  $\text{S}_{\text{N}}\text{Ar}$ , Suzuki coupling with a second equivalent of **120** and the final formation of the B–O bond. However, the detailed reaction mechanism has not been elucidated.<sup>115</sup>

### 3. Properties of chiral B-doped PAHs

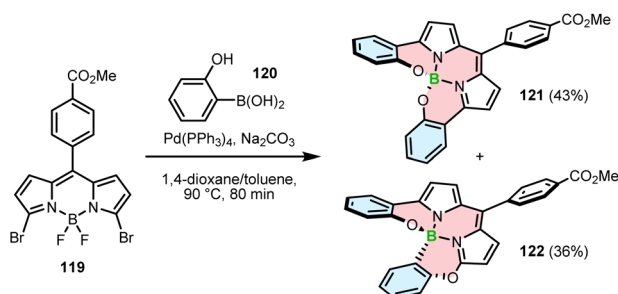
#### 3.1. Configurational stability as an important stereodynamic factor

Configurational stability of helicenes is an important stereodynamic feature that determines whether a given compound is suitable for use as a chiral material. It is believed that the minimal barrier required to resolve the enantiomers is *ca.* 22.7 kcal mol<sup>−1</sup> (95 kJ mol<sup>−1</sup>) at 300 K.<sup>116</sup> This value is however not sufficient from a practical point of view, as the compounds with such low barriers would racemize relatively fast at room temperature or at only slightly elevated temperatures. A high  $\Delta G^\ddagger$  is therefore a prerequisite for the use of helicenes in devices in order to take advantage of their chirality. More specifically, it must ensure that the compound does not racemize during device fabrication. For instance, it is required to enable thermal treatment of a compound or a stack, such as thermal evaporation and deposition under high vacuum or thermal annealing. The threshold  $\Delta G^\ddagger$  value for optoelectronic applications is *ca.* 35 kcal mol<sup>−1</sup>, but the exact value depends on the processing conditions and can be higher. The method of choice to study the *P*–*M* interconversion processes of helicenes depends on their  $\Delta G^\ddagger$  value. For a comprehensive overview of various methods, readers are directed to the tutorial article by Mayor.<sup>117</sup>

The *P*–*M* interconversion of carbo- and heterohelicenes with a single helical twist proceeds *via* one TS in which the outer rings at both ends of the molecule face each other (e.g.



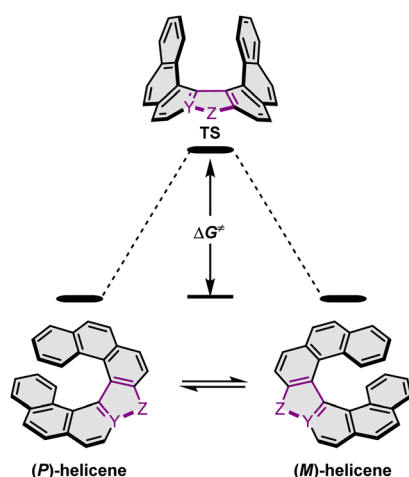
**Scheme 20** Synthesis of BODIPY-helicenes by nucleophilic substitution with hydroxy-substituted aryls or demethylative borylation in the key step.



**Scheme 21** Synthesis of regioisomeric BODIPY-helicenes by Suzuki-Miyaura cross-coupling of a dibromo-BODIPY and 2-hydroxyphenylboronic acid.

enantiomerization of a helicene with a five-membered ring, Scheme 22). The distortion of the molecule in TS depends on the steric congestion imparted by the terminal rings. For a smaller number of rings, it can be nearly planar. It holds true for carbo[4]helicene with six-membered benzoid rings. However, the inversion barrier in this case is extremely low and the racemate cannot be resolved into its enantiomers. Helical extension by only one benzene ring dramatically increased  $\Delta G^\ddagger$  to 23.9 kcal mol<sup>-1</sup>.<sup>118</sup> It confers carbo[5]helicene with sufficient configurational stability to separate enantiomers, although the compound racemizes slowly at room temperature. A satisfactory barrier of 36.2 kcal mol<sup>-1</sup> is reached for carbo[6]helicene.<sup>119</sup> Thus,  $\Delta G^\ddagger$  of carbo[*n*]helicenes consisting of *ortho*-fused benzene rings steadily increases with the elongation of the helix, reaching a plateau for *n* = 7, 8, and 9. Theoretical studies of this class of compounds (where *n* ≤ 24) revealed that the *P*–*M* interconversion for *n* = 4–7 is a concerted process, while it follows a multi-step mechanism for *n* ≥ 8 via 2*n*–14 intermediates.<sup>120</sup> Similarly, the increase in the number of angularly fused rings in heterohelicenes correlates with the increase in their configurational stability. It is important to note, however, that  $\Delta G^\ddagger$  is closely related not only to the number of constituent rings, but also to their type and hence, the change in the mechanism may occur for a different *n* number. The incorporation of five-membered rings into helicenes tends to lower their enantiomerization barriers due to a less favorable geometry of heteroles or cyclopentadiene. In addition, the loss in configurational stability depends on the type of atoms that form a given ring. Their radii determine the carbon–carbon, carbon–heteroatom or heteroatom–heteroatom bond lengths and thus the ring geometry, which in turn, determines the overlap of the two terminal rings. It can be quantitatively expressed by wedge angle  $\varphi$  between the two formal carbon–carbon or carbon–heteroatom double bonds (see Fig. 3). In principle, a larger  $\varphi$  value results in a stronger overlap of terminal rings and in turn, a stronger steric repulsion. For example,  $\varphi$  of 31° for a furan ring represents the lowest value among heteroles and carbocyclic

rings listed in Fig. 3, indicating the strongest tendency of furan-based helicenes toward racemization. This was experimentally verified for helicene-like molecules bearing either furan, pyrrole or thiophene rings. Accordingly, a thermal treatment of a furan derivative in DMF led to the fastest decay of the CD effect.<sup>121</sup> Furthermore, a [7]helicene consisting of one furan ring showed deterioration of the enantiomeric excess from initial 92% to 42% after 88 h of heating at 100 °C in toluene.<sup>122</sup> Conversely, sila [7]helicenes with the highest  $\varphi$  value are expected to have the highest barriers to racemization among the five-membered derivatives. Indeed, no racemization occurred for a structurally similar dimethylsila[7]helicene that was kept at a temperature as high as 220 °C.<sup>123</sup> Its  $\Delta G^\ddagger_{\text{calc}}$  was calculated to be 37.4 kcal mol<sup>-1</sup>.<sup>124</sup> Thus,  $\varphi$  serves as a good measure to evaluate the configurational stability of the corresponding helicenes, and hence these angles have often been reported. In addition, they were used to predict the geometry of circulenes.<sup>125</sup> However, the published values have been measured in different ways, and in some cases derived for non-planar or helical structures. Therefore, for the purpose of this article, the wedge angles have been determined for the optimized geometries (B3LYP<sup>126–128</sup>/def2-TZVP<sup>129–131</sup>) of various planar three-ring systems, *i.e.* dibenzoheteroles and fluorene derivatives bearing various substituents on the central fusion atoms. The latter have only a minor effect on the geometry of the rings. Fig. 3 presents angles  $\varphi$  for various heteroles. The value for an azaborole is located somewhere between those for furan and silole and corresponds to the intermediate  $\Delta G^\ddagger_{\text{exp}}$  value for azaborole [7]helicene **13a** of 34.1 kcal mol<sup>-1</sup> (at 180 °C),<sup>55</sup> similar to the barrier of carbo[6]helicene. Thus,  $\varphi$  value of 41° translates to the excellent configurational stability of this compound. In contrast, **14a** is conformationally labile. This helicene consisting of both angularly and linearly fused rings can be considered as a superposition of two azabora[5]helicenes with a joint benzene ring. DFT calculations (B3LYP-D3(BJ)/def2-SVP,<sup>129–131</sup>



Scheme 22 Enantiomerization of a helicene with a five-membered ring. Y and Z denote carbon or a heteroatom.

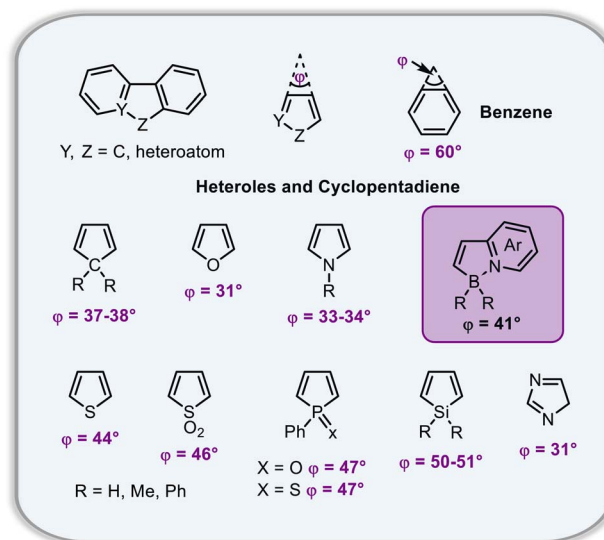
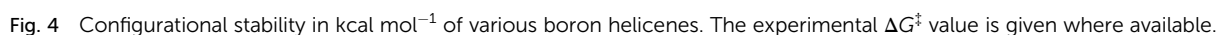


Fig. 3 Wedge angles  $\varphi$  of cyclopentadiene and heteroles calculated at the B3LYP/def2-TZVP level of theory.



a negligible effect on the inversion barrier of the compound. Indeed, to ensure sufficient configurational stability, azabora[5] helicene has to be equipped with a bulky substituent at a sterically hindered position. This structural modification led to derivatives **15a,b** and **16a,b** that could be resolved into their enantiomers, although their  $\Delta G_{\text{calc}}^{\ddagger}$  (B3LYP-D3(BJ)/def2-TZVP, CH<sub>2</sub>Cl<sub>2</sub>, PCM model) are relatively low (26.3–26.8 kcal mol<sup>-1</sup>). The barriers for **15a** and **16a** were also determined experimentally either by dynamic HPLC or thermal racemization



experiment in *o*-DCB to give  $\Delta G_{\text{exp}}^{\ddagger}$  of 23.2 kcal mol<sup>-1</sup> (298 K), and 24.2 kcal mol<sup>-1</sup> (323 K), respectively, at the lower limit of the feasible resolution.<sup>57</sup> The lateral extension leads to a slight decrease in configurational stability compared to the non-extended derivatives. Accordingly,  $\Delta G_{\text{exp}}^{\ddagger}$  of **19a** was as high as 33.1 kcal mol<sup>-1</sup> (443 K), while  $\Delta G_{\text{exp}}^{\ddagger}$  of **18** was determined as 24.6 kcal mol<sup>-1</sup> (338 K), and is therefore comparable with those of the phenyl-appended azaborole [5]helicenes.<sup>56</sup> Interestingly,  $\Delta G_{\text{exp}}^{\ddagger}$  of [6]helicene **8** with two azaborole rings falls in the same range (27.5 kcal mol<sup>-1</sup> (351 K)).<sup>54</sup>

$\Delta G^{\ddagger}$  calculated for azabora[9]helicene **30** of 39.1 kcal mol<sup>-1</sup> (B3LYP-D3(BJ)/def2-TZVP, CH<sub>2</sub>Cl<sub>2</sub>, PCM model) is higher than that of **13a**. However, the difference is not significant. This is due to the fact that five out of the nine rings are five-membered with less favorable geometry. Consequently, the enantiomerization of this compound proceeds *via* a single TS, whereas a multi-step process is already expected for carbo[8]helicene (see above).<sup>63</sup>

The introduction of boron into six-membered rings also affects their geometry and therefore, the configurational stability of the corresponding helicenes, although this effect is always combined with the effect of other heteroatoms incorporated in the structure. A simple replacement of one carbon with boron on the inner helicene rim had a rather minor effect with  $\Delta G_{\text{exp}}^{\ddagger}$  of **103** (*ca.* 35 kcal mol<sup>-1</sup>) and that of pristine carbo[6]helicene essentially equal. When a B=N bond was inserted in **65**, the calculated enantiomerization barrier was 26.1 kcal mol<sup>-1</sup> (PBE0/def2-TZVP), slightly higher than that of the corresponding carbohelicene (24.6 kcal mol<sup>-1</sup>). Nonetheless, the compound slowly racemized at room temperature. Its higher homologue, **66**, was considerably more stable and only after heating the sample at 150 °C for 16 h, a barely visible shoulder of the second enantiomer appeared in the corresponding HPLC chromatogram.<sup>82</sup> The calculated  $\Delta G^{\ddagger}$  for [6]helicene **72** bearing two mesityl substituents was as high as 50.2 kcal mol<sup>-1</sup>. This value could not be confirmed experimentally because of the decomposition of the compound at 200 °C, but without signs of racemization. The authors assign this impressive barrier to the dipolar interaction of the two N-hydrogen atoms on the inner helicene rim in the transition state. While this may contribute to the increase in  $\Delta G^{\ddagger}$ , the effect of the Mes substituents cannot be neglected. Substituents at these positions of terminal helicene rings also have impact on their configurational stability, although it is lower than the effect of the groups at the sterically most hindered positions. This becomes clear when  $\Delta G^{\ddagger}$  is compared with structurally similar **124** (Fig. 5). The calculated value for the latter compound is 46.3 kcal mol<sup>-1</sup>, significantly higher than that of carbo[6]helicene lacking these substituents (see above). As mentioned by the authors, this effect is not distinct for [5]helicene **71** ( $\Delta G_{\text{exp}}^{\ddagger}$  = 25.7 kcal mol<sup>-1</sup> at 298 K), where the steric clash of these more distant substituents is less pronounced.<sup>83</sup> The barrier of [6]helicene **59** ( $\Delta H_{\text{calc}}^{\ddagger}$  = 42.0 kcal mol<sup>-1</sup>, B3LYP/6-31G(d)) is comparable to the barrier of carbo[7]helicene. The enantiomeric excess was retained upon heating the enantiomerically pure sample at 275 °C, which facilitated the fabrication of transistor devices by

vacuum deposition.<sup>77</sup> Double [5]- and [6]helicenes **76a** and **76c** benefited from the enhancement of  $\Delta G^{\ddagger}$  of a given helicene moiety due to the presence of the second moiety. Accordingly, their  $\Delta G_{\text{calc}}^{\ddagger}$  was estimated as 33.8 and 49.1 kcal mol<sup>-1</sup>, respectively, and thus were significantly higher than those of pristine carbo[5]- and -[6]helicenes.<sup>86</sup> It is worth noting that the way in which the helicenes are fused to each other has a tremendous effect on their configurational stability, a feature previously observed for double carbohelicenes.<sup>132</sup> This positive effect on configurational stability is also clear for double [5]helicene **85**. In addition to the rigidification achieved by the formation of C-C bonds (see Scheme 15) and the proper fusion of two helical moieties, the structure is equipped with *t*-Bu groups, which may contribute to its high diastereomerization barrier calculated as 48.1 kcal mol<sup>-1</sup> (M06-2X<sup>133</sup>-D3/def2-TZVP). The compound did not racemize even when heated to 200 °C in the solid state or 180 °C in *o*-DCB.<sup>89</sup>

The replacement of a benzene ring with a 1,4-oxaborinine ring reduces the configurational stability of a helicene.  $\Delta H^{\ddagger}$  of [6]helicene **35** was 26.6 kcal mol<sup>-1</sup>, indicating that this compound is more stable than pristine carbo[5]helicene but more prone to racemization than carbo[6]helicene.<sup>65</sup>

A relatively low enantiomer-to-*meso*-form diastereomerization barrier of core-unsubstituted double [5]helicene **46a** ( $\Delta G_{\text{calc}}^{\ddagger}$  = 23.0 kcal mol<sup>-1</sup>, B3LYP/6-31G(d)) could be enhanced to 31.8 kcal mol<sup>-1</sup> upon introduction of the *t*-Bu groups in **46b**, though the experimental value was slightly lower (29.0 kcal mol<sup>-1</sup>).<sup>71</sup> The elongation of each arm by two benzoid units produced double [7]helicene **50** with excellent stability ( $\Delta G_{\text{calc}}^{\ddagger}$  = 45.1 kcal mol<sup>-1</sup>, B3LYP/6-31G(d)). The high inversion barrier was also confirmed experimentally, as no indication of racemization was observed after heating the sample at 200 °C for 24 h.<sup>74</sup> As expected, the replacement of four benzoid with thiophene rings significantly lowered the inversion barrier of **56** to  $\Delta G_{\text{exp}}^{\ddagger}$  of 27.4 kcal mol<sup>-1</sup> (at 353 K),<sup>76</sup> again showing a detrimental effect of five-membered rings on configurational stability.

With some exceptions, narrowband boron-containing emitters exhibit quite large chromophores so that the helicene frameworks are part of larger PAH structures consisting of multiple helically chiral units, either fluxional or configurationally stable at room temperature. Consequently, their *P-M* interconversion pathways are typically more complex.

Double [7]helicene **41a** with  $\Delta G_{\text{calc}}^{\ddagger}$  (PBE0/def2-TZVP) calculated as 67.5 kcal mol<sup>-1</sup> exhibits an exceptionally high configurational stability. No racemization was observed, even when the sample was heated in a furnace at 300 °C for 3 h.<sup>69</sup> The barrier calculated for structurally similar **125** (PBE0/6-311G(d)) was significantly lower (Fig. 4). In the interconversion pathway of this asymmetrical compound, two distinct transition states were found. The first one ( $\Delta G_{\text{calc}}^{\ddagger}$  = 35.0 kcal mol<sup>-1</sup>) is associated with the inversion of the [6]helicene moiety, while the higher barrier ( $\Delta G_{\text{calc}}^{\ddagger}$  = 45.1 kcal mol<sup>-1</sup>) – with the inversion of the [7]helicene moiety ( $\Delta G_{\text{calc}}^{\ddagger}$ ), present in **41a**. Since the inversion of any of these moieties is related with the loss of chiral information, the lower  $\Delta G_{\text{calc}}^{\ddagger}$  has to be considered in the discussion of its configurational stability.<sup>134</sup> The barrier of [6]



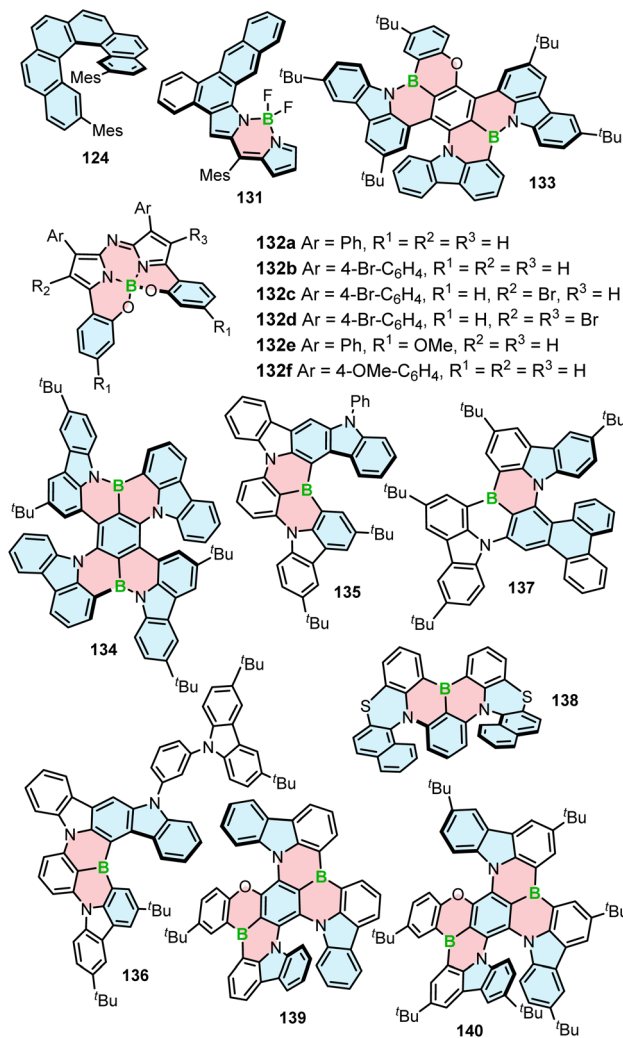


Fig. 5 Structures of other compounds discussed in this article.

helicene **126** (Fig. 4), calculated at the B3LYP-D3(BJ)/6-31G(d,p) level, is comparable (36.2 kcal mol<sup>-1</sup>), and enabled the fabrication of CP-OLEDs by vacuum deposition.<sup>135</sup> Interestingly, relatively high configurational stability was achieved for compounds **127–129** consisting of only four angularly fused rings in the helical frameworks (Fig. 4). This is due to the favorable geometry of the thiazine ring and the rigidification of the two phenyl rings by a methylene bridge. Accordingly,  $\Delta G_{\text{calc}}^{\ddagger}$  (B3LYP/6-31G(d) level of theory in the gas phase) of **127–129** are 28.9, 31.4 and 31.6 kcal mol<sup>-1</sup>, respectively. Much lower inversion barrier for **130** (16.7 kcal mol<sup>-1</sup>) (Fig. 4) shows that replacing oxygen with sulfur in the six-membered rings also enhances  $\Delta G^{\ddagger}$ .<sup>136</sup> Although **127–129** are configurationally stable, these barriers exclude the possibility of thermal evaporation.

As shown in this section, DFT calculations are commonly used to calculate the barriers of the helicenes. It should be noted that these studies should be, where possible, complemented by thermal racemization experiments or tests, in particular when the scaffold is new or equipped with substituents at positions that may affect their  $\Delta G^{\ddagger}$ . This is of paramount importance for multiples, where the interconversion pathways

are much more complex. Consequently, more than one possible TS may exist for an inversion of a single helicene moiety. Picking the wrong one may lead to erroneous results.

### 3.2. Emission efficiency, luminescence dissymmetry factor and color purity

Materials emitting circularly polarized light have potential for use in a variety of fields, including optical data storage and security,<sup>137–139</sup> chirality sensing,<sup>140</sup> probing,<sup>141–143</sup> and bioimaging.<sup>144</sup> The most prominent application of CPL emitters is in state-of-the-art CP-OLEDs and 3D displays.<sup>145–148</sup> CP-OLEDs were proposed to increase the light outcoupling efficiency of OLED displays with anti-glare filters.<sup>145,146</sup> Conventional OLEDs are equipped with optical elements, such as linear polarizer and a quarter wave plate to eliminate glare from the external light sources. However, when unpolarized light, generated by the OLED, passes through an antiglare filter, around 50% of light is filtered out, hence reducing the display brightness.

Due to their excellent optical properties, chiral boron-containing compounds are well-suited for applications as chiral emitters. Their properties are closely linked to the class they belong to.

In general, the performance of chiral emitters can be evaluated by two important figures-of-merit, that is, luminescence quantum yield and luminescence dissymmetry factor ( $g_{\text{lum}}$ ). The latter parameter quantifies the degree of circular polarization:

$$g_{\text{lum}} = 2 \frac{I_L - I_R}{I_L + I_R} \quad (1)$$

where  $I_L$  and  $I_R$  refer to the intensities of left- and right-handed circularly polarized light. By definition,  $-2 \leq g_{\text{lum}} \leq 2$ , while  $g_{\text{lum}} = 0$  corresponds to non-CP light. The dissymmetry factors typically recorded for CP emitters are in the range of  $10^{-3}$  to  $10^{-2}$ , although the values on the order of  $10^{-2}$  are less common.

Alternatively, the dissymmetry factor corresponding to the electronic transition between the emissive excited and ground states can be expressed by the following equation:

$$g_{\text{lum}} = \frac{4|\mu||m|\cos\theta_{\mu,m}}{|\mu|^2 + |m|^2} = \frac{4R}{D} \quad (2)$$

where  $R$  denotes the rotatory strength,  $D$  the dipole strength,  $m$  refers to the magnetic transition dipole moment and  $\mu$  to the electric transition dipole moment for the transition from the excited to the ground states (usually  $S_1 \rightarrow S_0$ ), while  $\theta_{\mu,m}$  denotes the angle between both vectors. Analogous expressions are valid for  $g_{\text{abs}}$  describing the transition from the thermally equilibrated electronic ground state to the excited state. To maximize the  $g_{\text{lum}}$  value, the vectors should be oriented parallel or antiparallel to one another ( $\cos\theta_{\mu,m}$  of 1 or  $-1$ ) and their magnitudes should be similar. However,  $m$  is typically small for organic molecules, which contributes to the reduction of this parameter. Since  $g_{\text{lum}}$  is usually several orders of magnitude smaller than the maximum value, it can be considered as the limiting factor in developing high-performing CPL emitters. As





other chiral emitters, boron helicenes face the problem of enhancing the  $|g_{lum}|$ , while maintaining high  $\Phi_{PL}$ . The common approach is balancing these two relevant parameters, as it is commonly accepted that there is a trade-off between  $g_{lum}$  and  $\Phi_{PL}$ . Indeed, compounds exhibiting large  $g_{lum}$  tend to have low  $\Phi_{PL}$  and *vice versa*, although the studies by Mori indicate that  $|g_{lum}|$  can be enhanced independently from  $\Phi_{PL}$ .<sup>149</sup> In principle, to enhance  $|g_{lum}|$ , in addition to optimizing angle  $\theta_{\mu,m}$ , the magnitude of vector  $|\mu|$  should be reduced, which however may have a negative impact on  $\Phi_{PL}$ . Therefore, a better approach is to increase the magnitude of vector  $|m|$  relative to  $|\mu|$ . For a detailed discussion of the relationship between  $\mu$  and  $m$ , readers are directed to the original papers and reviews on the topic.<sup>149,150</sup>

To evaluate the performance of chiral emitters and enable the comparison between the compounds belonging to different classes, two parameters have been introduced for samples in solution combining  $\Phi_{PL}$  and  $|g_{lum}|$ . The first one, circular polarization luminosity  $A_{CPL}$ , proposed by Nagata and Mori, is described by eqn (3):

$$A_{CPL} = \frac{1}{2}f \times \Phi_{PL} \times |g_{lum}| \quad (3)$$

where  $f$  is the oscillator strength corresponding to the transition from  $S_0$  to the excited state. The second measure, CPL brightness  $B_{CPL}$  (eqn (4)), was introduced by Arrico, Di Bari and Zinna.<sup>9</sup>

$$B_{CPL} = \frac{1}{2}\epsilon_\lambda \times \Phi_{PL} \times |g_{lum}| \quad (4)$$

Here,  $\epsilon_\lambda$  corresponds to the molar absorption coefficient at the excitation wavelength. Thus, both parameters take into account the absorption efficiency. In the following discussion, we focus mainly on  $\Phi_{PL}$  and  $|g_{lum}|$ . Table 1 summarizes the optical properties of the compounds discussed in this article, including these parameters in addition to full width at half maximum (FWHM), and fluorescence lifetimes ( $\tau_{FL}$ ).

The fluorescence quantum yields of non-extended carbohelicenes are extremely low, ranging from *ca.* 0.04 to 0.02 (in dioxane) for carbo[5]-, [6]-, and [7]helicenes and further decreasing with the elongation of the helix.<sup>151,152</sup> This is due to the pronounced intersystem crossing (ISC) in these archetypal helicenes.<sup>152,153</sup> In addition, these compounds display weak absorption. For instance,  $\epsilon$  for the lowest-energy absorption bands of carbo[5]helicene at 393 nm is 200 m<sup>-1</sup> cm<sup>-1</sup>. This is due to the symmetry-forbidden character of the corresponding  $S_0 \rightarrow S_1$  transition.<sup>154</sup> The emission efficiency of helically chiral PAHs can be enhanced through doping with heteroatoms, with boron occupying a prominent position. The introduction of boron atoms, usually in combination with other heteroatoms, into helical scaffolds has a tremendous impact on their emissive properties. In a collaborative work with the group of Michael Ingleson, we showed that the replacement of a single benzoid ring in [6]helicene **66** with an azaborine ring enhanced  $\Phi_{FL}$  to 0.21 in CH<sub>2</sub>Cl<sub>2</sub>, while maintaining the  $g_{abs}$  value. Accordingly,  $|g_{abs}|$  at 369 nm is  $1.8 \times 10^{-3}$ , comparable to that of all-carbon derivative.<sup>82</sup> The emission bands of shorter homologue **65** and helicene **67** are hypsochromically shifted *vs.* that

of **66** (404 and 395 nm *vs.* 419 nm for the weaker 0–0 transitions). These derivatives display  $\Phi_{FL}$  of 0.30 and 0.42. Stronger emission in the latter case is attributed to the presence of a cyclopentadiene ring, which tends to enhance  $\Phi_{FL}$ .<sup>155,156</sup> The enhancement of both  $\Phi_{FL}$  and  $\epsilon$  is attributed to the altering of the symmetry of the frontier orbitals relative to archetypal carbohelicenes, leading to higher  $f$  due to the allowed  $S_1 \rightarrow S_0$  transition. This is also the reason for the increased emission efficiency of **71** and **72** with two embedded azaborine rings ( $\Phi_{FL}$  of 0.10 and 0.17, CH<sub>2</sub>Cl<sub>2</sub>), associated with the shorter fluorescence lifetimes  $\tau_{FL}$  compared to the structurally related carbohelicenes bearing Mes substituents (*e.g.* **124**, Fig. 5).<sup>83</sup> One of the derivatives, BN-[6]helicene **72**, exhibits exceptionally intensive CPL with  $|g_{lum}|$  of  $1.33 \times 10^{-2}$  (CH<sub>2</sub>Cl<sub>2</sub>), while  $|g_{lum}|$  for pristine carbo[6]helicene is low, only  $0.9 \times 10^{-3}$  (CH<sub>2</sub>Cl<sub>2</sub>).<sup>157</sup> The value of **72** is also *ca.* three times higher than that of **71** ( $4.2 \times 10^{-3}$ ). According to TD-DFT calculations at the B3LYP/cc-pVDZ,<sup>158</sup> this is likely due to a more favorable orientation of the  $m$  and  $\mu$  vectors for **72** than for **71** (135° *vs.* 112°). These two works highlight the impact of a B=N bond, isoelectronic to a C=C bond, on the electronic and optical properties of the helical systems.

Likewise, azaborole helicenes exhibit appealing emissive properties in solution and in the solid state, which can be modulated by changing the helical framework and the boron substituents.  $\Phi_{FL}$  of **13a–c** reaches moderate values of 0.24 and 0.47 for **14a–c**. The emission maxima of azabora[7]helicenes **13a–c** in CH<sub>2</sub>Cl<sub>2</sub> are positioned between 459 and 477 nm and correspond to the blue or blue–green emission color, whereas  $\lambda_{em}$  of double helicenes **14a–c** are hypsochromically shifted (443–446 nm). Importantly, high emission intensity could be retained in the solid state with the highest  $\Phi_{PL}$  of 0.23 and 0.25 for phenyl derivatives **13c** and **14c**, respectively. The emission color of azabora[7]helicenes changed upon going from solution to the solid state from blue to green for alkyl derivatives and blue–green to yellow for **13c**.<sup>55</sup> However,  $|g_{lum}|$  of **13a,c** are quite low ( $6.8 \times 10^{-4}$  and  $1.2 \times 10^{-3}$ , respectively). Higher values were achieved for singly truncated **15a,b** and **16a,b** with the highest  $|g_{lum}|$  for **15b** of  $3.2 \times 10^{-3}$ , respectively, though the compounds showed somewhat lower  $\Phi_{FL}$  in CH<sub>2</sub>Cl<sub>2</sub> solution in the range of 0.12–0.15. Remarkably,  $\Phi_{PL}$  in the solid state reached the values as high as 0.53 and 0.51 for **15a** and **15b**, respectively. These are the highest values reported for boron-containing helicenes and are highly exceptional for carbo- and heterohelicenes in general. In a glassy matrix (2-methyltetrahydrofuran) at 79 K, these azaborole helicenes show another set of emission bands ascribed to phosphorescence and corresponding to the averaged lifetimes of 0.18–0.54 s.<sup>57</sup>

We could enhance the emission properties of **13a** by lateral extension. Thus, **19a** exhibits  $\Phi_{FL}$  of 0.31 in CH<sub>2</sub>Cl<sub>2</sub>, 50% higher than that of parent molecule **13a**. In addition, the fusion of the additional phenanthrene unit shifted  $\lambda_{em}$  bathochromically to 510 nm. Consequently, the compound shows green emission color. Likewise,  $\Phi_{FL}$  of laterally extended [6]helicene **18** was high (0.28), while that of [5]helicene **17** significantly lower (0.18). Not only did the lateral extension improve  $\Phi_{FL}$ , but it also enhanced  $|g_{lum}|$ . Accordingly, the  $|g_{lum}|$  value determined for (*M*)-**19a** was



Table 1 Emissive properties of boron-containing helicenes in solution

Cpd	Solvent <sup>a</sup>	$\lambda_{\text{em}}^b$ [nm]	$\Phi_{\text{PL}}^c$	FWHM <sup>d</sup>	$\tau_{\text{FL}}^e$ [ns]	$ g_{\text{lum}}  \times 10^{-3f}$	Ref.
5	CH <sub>2</sub> Cl <sub>2</sub>	435	0.069	—	5.3	0.7	54
6	CH <sub>2</sub> Cl <sub>2</sub>	404	0.21	—	4.1	0.9	54
7	CH <sub>2</sub> Cl <sub>2</sub>	443	0.074	—	5.5	1	54
8	CH <sub>2</sub> Cl <sub>2</sub>	427	0.49	—	3.2	2.3	54
13a	CH <sub>2</sub> Cl <sub>2</sub>	459	0.20	—	2.44	0.68	55 and 57
13b	CH <sub>2</sub> Cl <sub>2</sub>	462	0.18	—	—	—	55
13c	CH <sub>2</sub> Cl <sub>2</sub>	477	0.24	—	2.87	1.2	55 and 57
14a	CH <sub>2</sub> Cl <sub>2</sub>	443	0.43	—	—	—	55
14c	CH <sub>2</sub> Cl <sub>2</sub>	446	0.47	—	—	—	55
15a	CH <sub>2</sub> Cl <sub>2</sub>	433	0.15	—	2.56	1.7	57
15b	CH <sub>2</sub> Cl <sub>2</sub>	449	0.14	—	3.02	3.2	57
16a	CH <sub>2</sub> Cl <sub>2</sub>	436	0.15	—	1.87	1.2	57
16b	CH <sub>2</sub> Cl <sub>2</sub>	450	0.12	—	2.50	1.7	57
17	CH <sub>2</sub> Cl <sub>2</sub>	448	0.18	—	—	—	56
18	CH <sub>2</sub> Cl <sub>2</sub>	515	0.28	—	—	1.6	56
19a	CH <sub>2</sub> Cl <sub>2</sub>	510	0.31	—	—	2.2	56
25a	Toluene	495	0.29	—	4.8	0.25	60
25b	MeCN	499	0.28	—	6.4	—	60
	Toluene	502	0.30	—	7.7	0.95	
25c	MeCN	510	0.29	—	9.9	—	60
	Toluene	586	0.13	—	19.9	3.5	
30	MeCN	ca. 680	<0.005	—	—	—	63
	CH <sub>2</sub> Cl <sub>2</sub> toluene	469	0.17	—	—	0.9	
		465	0.14	—	—	—	
40	Toluene	615	0.89	21 (0.07 eV)	6.1 (p), 89 $\mu$ s (d)	—	68
41a	Toluene	660	1.00	—	13.0 (p), 16.4 $\mu$ s (d)	ca. 2 (CH <sub>2</sub> Cl <sub>2</sub> ) <sup>g</sup>	69
	Toluene	662	1.00	38	12.0 (p), 16.6 $\mu$ s (d)	—	70
41b	Toluene	684	0.99	—	12.2 (p), 43.9 $\mu$ s (d)	<2 (CH <sub>2</sub> Cl <sub>2</sub> ) <sup>g</sup>	69
	Toluene	692	1.00	38	14.2 (p), 46.4 $\mu$ s (d)	—	70
41c	Toluene	696	0.90	—	11.0 (p), 26.8 $\mu$ s (d)	ca. 1.2 (CH <sub>2</sub> Cl <sub>2</sub> ) <sup>g</sup>	69
46a	CH <sub>2</sub> Cl <sub>2</sub>	430	0.68	—	3.75	—	71
	CH <sub>2</sub> Cl <sub>2</sub>	434	0.61	—	—	—	73
46b	CH <sub>2</sub> Cl <sub>2</sub>	436	0.65	—	3.96	1.7	71
46c	CH <sub>2</sub> Cl <sub>2</sub>	441	0.52	—	—	—	73
49	CH <sub>2</sub> Cl <sub>2</sub>	490	0.03	—	—	—	72
50	CH <sub>2</sub> Cl <sub>2</sub>	487	0.26	—	—	—	74
52a	CH <sub>2</sub> Cl <sub>2</sub>	653	0.20	—	2.84	—	75
52b	CH <sub>2</sub> Cl <sub>2</sub>	623	0.29	—	4.52	—	75
56	Cyclohexane	392	0.06	—	—	—	76
59	CH <sub>2</sub> Cl <sub>2</sub>	447	—	—	—	—	77
65	CH <sub>2</sub> Cl <sub>2</sub>	404, 422 (m)	0.30	—	—	—	82
66	CH <sub>2</sub> Cl <sub>2</sub>	419, 436 (m)	0.21	—	—	—	82
67	CH <sub>2</sub> Cl <sub>2</sub>	395, 411 (m)	0.42	—	—	—	82
71	CH <sub>2</sub> Cl <sub>2</sub>	407, 428 (m)	0.10	—	4.7	4.2	83
72	CH <sub>2</sub> Cl <sub>2</sub>	434, 459	0.17	—	7.1	13.3	83
76a	CH <sub>2</sub> Cl <sub>2</sub>	505	0.83	—	6.4	—	86
76b	CH <sub>2</sub> Cl <sub>2</sub>	504	0.70	—	6.7	—	87
76c	CH <sub>2</sub> Cl <sub>2</sub>	528	0.80	—	7.1	0.75	86
76d	CH <sub>2</sub> Cl <sub>2</sub>	526	0.64	—	7.4	1.1 (THF)	87
76e	CH <sub>2</sub> Cl <sub>2</sub>	505	0.67	—	5.3	—	87
80	THF	384	0.63	—	—	—	88
81	THF	431	0.05	—	—	—	88
83	THF	565	0.39	—	—	—	88
84	Toluene	524	0.99	24	6.5	—	89
85	Toluene	522	0.65	22	4.0	1.0	89
87	Cyclohexane	485	0.81	—	—	—	90
	Benzene	493	0.75	—	—	—	
	CHCl <sub>3</sub>	500	0.63	—	—	—	
	Toluene	491	0.90	—	6.31	—	
93	Toluene	516	0.79	—	5.28	—	92
90	Cyclohexane	472	0.69	—	—	—	91
	Benzene	484	0.65	—	—	—	
	CH <sub>2</sub> Cl <sub>2</sub>	484	0.66	—	—	—	



Table 1 (Contd.)

Cpd	Solvent <sup>a</sup>	$\lambda_{\text{em}}^b$ [nm]	$\Phi_{\text{PL}}^c$	FWHM <sup>d</sup>	$\tau_{\text{FL}}^e$ [ns]	$ g_{\text{lum}}  \times 10^{-3f}$	Ref.
97a	Toluene	512	0.24	—	—	—	94
99	Toluene	592	0.23	—	—	—	94
100	Toluene	410	0.19	—	—	—	94
101	Toluene	569	0.49	—	—	—	95
102	Toluene	623	0.34	—	—	—	95
103	CHCl <sub>3</sub>	587	0.77	—	10.1	1.4	44
104	CH <sub>2</sub> Cl <sub>2</sub>	—	0.33	—	2.81	—	105
105a	CH <sub>2</sub> Cl <sub>2</sub>	521	0.05	—	1.86	—	106
105b	CH <sub>2</sub> Cl <sub>2</sub>	563	0.12	—	6.78	—	106
105c	CH <sub>2</sub> Cl <sub>2</sub>	579	0.05	—	2.40	—	106
105d	CH <sub>2</sub> Cl <sub>2</sub>	621	0.08	—	7.87	—	106
107a	CH <sub>2</sub> Cl <sub>2</sub>	625	0.59	—	5.33	0.03	107
107b	CH <sub>2</sub> Cl <sub>2</sub>	649	0.56	—	7.17	—	107
107c	CH <sub>2</sub> Cl <sub>2</sub>	640	0.31	—	3.39	—	107
107d	CH <sub>2</sub> Cl <sub>2</sub>	668	0.12	—	1.60	—	107
108a	CH <sub>2</sub> Cl <sub>2</sub>	682	0.30	—	4.22	1.29	107
108b	CH <sub>2</sub> Cl <sub>2</sub>	708	0.24	—	4.28	1.30	107
108c	CH <sub>2</sub> Cl <sub>2</sub>	695	0.16	—	2.88	1.22	107
108d	CH <sub>2</sub> Cl <sub>2</sub>	719	0.10	—	2.07	—	107
(S)-110	CHCl <sub>3</sub>	ca. 570	0.44	—	—	0.85	109
(R)-110	CHCl <sub>3</sub>	ca. 570	0.46	—	—	0.71	109
115a	CH <sub>3</sub> CN	623	0.65, 0.73 (CH <sub>2</sub> Cl <sub>2</sub> )	—	—	4.7	110
115b	CH <sub>3</sub> CN	635	0.73, 0.92 (CH <sub>2</sub> Cl <sub>2</sub> )	—	—	3.3	110
115c	CH <sub>3</sub> CN	637 (ref. 110) 643 (ref. 112)	0.52 (ref. 110) 0.73 (ref. 112)	—	11.3	4.3	110 and 112
115d	CH <sub>3</sub> CN	675	0.28	—	—	4.2	110
115e	ACN	636	0.48	—	8.3	—	112
116	CH <sub>2</sub> Cl <sub>2</sub>	665	0.02	—	—	—	111
117	CH <sub>2</sub> Cl <sub>2</sub>	741	0.24	—	—	1.4	111
118	CH <sub>2</sub> Cl <sub>2</sub>	751	0.14	—	—	5.7	111
122	CH <sub>2</sub> Cl <sub>2</sub>	615	0.56	—	—	—	115
	Hexane	622	0.49	—	—	3.7	
125	Toluene	617	0.96	38 (0.13 eV)	—	1.41	134
126	Toluene	527	0.9	35	—	—	135
127	Toluene	511	0.72	46 (0.216 eV)	4.83 (p), 16.2 $\mu$ s (d)	—	136
128	Toluene	500	0.88	43 (0.207 eV)	5.1 (p), 8.2 $\mu$ s (d)	1.0–2.0	136
129	Toluene	497	0.87	44 (0.216 eV)	5.1 (p), 23.1 $\mu$ s (d)	1.0–2.0	136
131	CH <sub>2</sub> Cl <sub>2</sub>	—	0.53	—	3.55	—	105
132a	Toluene	746	0.51 (1% in pyridine)	36	—	—	113
132b	Toluene	760	0.46 (1% in pyridine)	36	—	—	113
132c	Toluene	769	0.35 (1% in pyridine)	38	—	—	113
132d	Toluene	776	0.36 (1% in pyridine)	36	—	—	113
132e	CHCl <sub>3</sub>	782	0.18	40	—	—	113
132f	CHCl <sub>3</sub>	742	0.17	36	—	—	113
133	Toluene	522	0.90	28 (0.13 eV)	4.7	—	159
134	Toluene	547	0.86	26 (0.11 eV)	4.0	—	159
135	Toluene	521	0.99	21 (0.09 eV)	6.8 (p), 239 $\mu$ s (d)	—	160
136	Toluene	520	0.98	22 (0.09 eV)	7.1 (p), 160 $\mu$ s (d)	—	160
137	Toluene	523	0.96	34	—	—	161
138	Toluene	520	0.98	46	—	2.1	162

<sup>a</sup> When a different solvent was used for a particular measurement, it is given in parentheses. <sup>b</sup> Emission maximum. <sup>c</sup> Photoluminescence quantum yield. <sup>d</sup> Full width at half maximum. <sup>e</sup> (Amplitude-weighted average) fluorescence lifetime. <sup>f</sup> Luminescence dissymmetry factor. <sup>g</sup> The value estimated from the  $g_{\text{lum}}$  plot. The exact value was not given. m – main band, p – prompt component, d – delayed component.

$2.2 \times 10^{-3}$  (at 501 nm, CH<sub>2</sub>Cl<sub>2</sub>), *ca.* three times higher than that of the methyl derivative of (*P*)-13a and reflect the higher oscillator strength of the lowest-energy absorption band of 19a. In addition, the  $|g_{\text{lum}}|$  value of this compound was higher when compared to that of its shorter homologue 18 ( $1.6 \times 10^{-3}$  at 507 nm). Our TD-DFT calculations at the M06-2X/def2-SVP level

satisfactorily reproduced the trend and the signs of the experimentally determined  $g_{\text{lum}}$ . The analysis of the *m*,  $\mu$ , and  $\theta_{\mu,m}$  implied that the nearly 2.5-fold increase in *m* for 19a compared to its shorter homologue is likely responsible for the enhanced  $g_{\text{lum}}$  value of this compound, even though the angle between both vectors (96.7° for 19a *vs.* 104.5° for 18) was less favorable





(Fig. 6).<sup>56</sup> In the set of azaborahelicenes published by Crassous and colleagues, the highest  $\Phi_{\text{FL}}$  were recorded for [6]helicenes. While  $\Phi_{\text{FL}}$  of **6** was comparable to that of [7]helicene **13a** (0.21 vs. 0.20, respectively), it could be enhanced to 0.49 for **8** with two azaborole rings. The helical extension dramatically reduced the emission efficiency of **5** and **7** to ca. 0.07. This could indicate that the behavior of carbo[6]helicene to which azaborole rings are fused either on one or both sides, dominates the properties of these compounds. In addition, **5–7** show relatively low  $|g_{\text{lum}}|$  ( $\leq 1 \times 10^{-3}$ ). The highest value of  $2.3 \times 10^{-3}$  was reported for **8**. Despite the good optical properties of this [6]helicene, its configurational stability (see above) is too low for practical applications.<sup>54</sup> It also holds true for azabora[5]helicenes **25a,b** with the aryl substituents at a sterically hindered position. Their  $\Phi_{\text{FL}}$  values in toluene and MeCN are ca. 0.30, but the  $|g_{\text{lum}}|$  are very low, below  $\leq 1 \times 10^{-3}$ . This could be enhanced for amino derivative **25c**, but at the expense of its emission efficiency, which is reduced to 0.13 in toluene and below 0.01 in a more polar solvent.<sup>60</sup>

Even though the incorporation of thiophene lowers the emission efficiency of helicenes,  $\Phi_{\text{FL}}$  of azaborathia[9]helicene **30** reaches the values of 0.14 in toluene and 0.17 in  $\text{CH}_2\text{Cl}_2$ , the highest for thiophene-containing non-extended helicenes. This demonstrates the beneficial effect of incorporating a boracycle. The emission wavelength of this blue emitter is positioned at 465 and 469 nm, respectively, which falls in the optimal range for blue emitters for OLEDs. However, the  $|g_{\text{lum}}|$  value of **30** is relatively low (ca.  $0.9 \times 10^{-3}$ ,  $\text{CH}_2\text{Cl}_2$ ).<sup>63</sup> In contrast,  $\Phi_{\text{FL}}$  of blue-emissive BO-helicene **56** is 0.06 in cyclohexane ( $\lambda_{\text{em}} = 392$  nm) and 0.04 in THF ( $\lambda_{\text{em}} = 411$  nm), implying that the B–O motif does not have such an impact on the electronic spectra of thiophenes.<sup>76</sup> On the other hand, the effect of B–O motifs is evident in OBO-derivatives. Double [5]helicenes **46a–c** exhibit strong emission with  $\Phi_{\text{FL}}$  in the range of 0.52–0.68 in  $\text{CH}_2\text{Cl}_2$ .<sup>74,73</sup> The helical elongation results in reducing the fluorescence efficiency of double [7]helicene **50** to 0.26 and a bathochromic shift of the emission from  $\lambda_{\text{em}}$  of 430–441 nm for **46a–c** to 487 nm for **50**, showing the green–yellow emission color.<sup>74</sup> Interestingly, **46a** and **46b** are also highly emissive in the solid state ( $\Phi_{\text{PL}}$  of 0.46 and 0.26, respectively). The latter compound, configurationally stable due to the presence of *t*-Bu groups, displays a moderate  $|g_{\text{lum}}|$  value of  $1.7 \times 10^{-3}$ ,  $\text{CH}_2\text{Cl}_2$ .<sup>71</sup> The replacement of a covalent B–C with a dative B–N dative bond in

**52a** and **52b** leads to a considerable red-shift of the emission maxima to 653 and 623 nm (red emitters) and decrease in their  $\Phi_{\text{FL}}$  to 0.20 and 0.29, depending on the ligand on boron (Ph vs. F), when compared to **46a**.<sup>75</sup>

Helicenes with a N–B–N motif generally exhibit strong emission. For instance,  $\Phi_{\text{FL}}$  of helicenes **76a,c** reach 0.80–0.83 in  $\text{CH}_2\text{Cl}_2$ , whereas those of NH derivatives **76b,d,e** are somewhat lower (0.64–0.70). Their  $\lambda_{\text{em}}$  are centered at 504–528 nm, corresponding to green or green–yellow emission color. On the other hand, the  $|g_{\text{lum}}|$  of **76c–e** is low ( $7.5 \times 10^{-4}$ – $1.1 \times 10^{-3}$ ) and could not be determined for some derivatives.<sup>86,87</sup> The  $\Phi_{\text{FL}}$  of double helicene **84** with two N–B–N close to unity in toluene is reduced to 0.65 for **85** upon rigidification. The formation of the additional two C–C bonds essentially does not affect the position of the emission maxima (522–524 nm). Even though FWHM are only 24 and 22 nm, respectively, both compounds show pronounced vibronic progressions, which contribute to the spectra broadening. Moreover, the  $|g_{\text{lum}}|$  is quite low, only  $1.0 \times 10^{-3}$ .<sup>89</sup>

BODIPY helicenes and their analogues exhibit generally strong absorption in the visible spectral region. For instance, the lowest-energy absorption bands of helically chiral derivatives, discussed in Section 2.5, are positioned between 495 and 691 nm. Their emission bands are in the range of 521–751 nm with low to very good  $\Phi_{\text{FL}}$  from 0.02 for **116** ( $\text{CH}_2\text{Cl}_2$ )<sup>111</sup> to 0.92 for **115b** ( $\text{CH}_2\text{Cl}_2$ ),<sup>110</sup> depending on the molecular design and the targeted application. Their optical properties have been modulated by substituent effects and doping with heteroatom. As shown for highly photostable BODIPYs **107a–d** and **108a–d**, introducing (4-*tert*-butyl)phenyl)thio peripheral groups contributed to a red-shift of absorption and emission of these compounds compared to those bearing 4-*tert*-butyl)phenyl groups. The additional replacement of the fluoride with Ph substituents on boron produced near-infrared (NIR) emitter **108d** with  $\lambda_{\text{em}}$  of 719 nm ( $\text{CH}_2\text{Cl}_2$ ). In this set of compounds, the combination of thiol and Ph groups along with the helical extension leads to a decrease in the emission efficiency to reach the value of 0.10 for **108d**. The other extremum is **107a** with  $\lambda_{\text{em}}$  of 625 nm and  $\Phi_{\text{FL}}$  of 0.59 ( $\text{CH}_2\text{Cl}_2$ ).<sup>107</sup>

While other boron-containing helicenes, are usually designed to exhibit strong emission, BODIPY derivatives were identified as promising triplet photosensitizers. A prerequisite for this application is a high quantum yield of ISC ( $\Phi_{\text{ISC}}$ ). As reported by Sapir and Vander Donckt, the ISC rates,  $k_{\text{ISC}}$ , increase from carbo[4]- to [8]helicene.<sup>153</sup> This trend is also visible in the well-established class of BODIPY dyes. For instance, **104** exhibits  $\Phi_{\text{FL}}$  of 0.33 in  $\text{CH}_2\text{Cl}_2$ , while its less twisted regioisomer **131** (Fig. 5)  $\Phi_{\text{FL}}$  of 0.53 corresponding to the  $\Phi_{\text{ISC}}$  of 0.63 and 0.23, and  $k_{\text{ISC}}$   $2.24 \times 10^8$  s<sup>−1</sup> and  $6.48 \times 10^7$  s<sup>−1</sup>, respectively. Thus, the  $\Phi_{\text{ISC}}$  value of **131** is nearly three times lower than that of more twisted **104**.<sup>105</sup> This tendency of helicenes to undergo ISC is desirable for applications as heavy-atom-free triplet photosensitizers.<sup>163</sup> In addition to high  $\Phi_{\text{ISC}}$ , such compounds should possess significant absorption in the visible or near-UV region. Here, boron derivatives outperform carbohelicenes, as the latter display weak lowest-energy

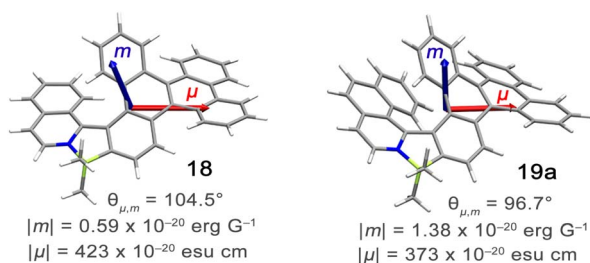


Fig. 6 DFT-optimized structures of **18** and **19a** and the spatial arrangement of the electric ( $\mu$ , red) and magnetic ( $m$ , blue) dipole moments in the S1 excited state at the TD-M06-2X/def2-SVP level.<sup>56</sup>



absorption bands. On the other hand, ISC in boron-containing helicenes is usually less efficient.

To enhance ISC in **105a-d**, one of the pyrrole rings of a classical BODIPY was replaced with thiazole.<sup>106</sup> The substitution of this ring with the cyano group to produce a push-pull system and placing the Ph substituents on boron shifted the absorption and emission bathochromically to reach  $\lambda_{em}$  of 621 nm for BODIPY **105d** versus 521 for **105a** ( $\text{CH}_2\text{Cl}_2$ ). This rational engineering of a BODIPY chromophore resulted in compounds with high triplet conversion, confirmed by the singlet oxygen ( $^1\text{O}_2$ ) generation experiments (singlet oxygen quantum yields,  $\Phi_\Delta$  of 0.28–0.58 in EtOH) and transient absorption spectroscopy. This feature allowed some of these helicenes to be successfully tested for photodynamic therapy but is also responsible for their low  $\Phi_{FL}$  (0.05–0.12,  $\text{CH}_2\text{Cl}_2$ ). BODIPYs **115c** and **115e** also proved to generate  $^1\text{O}_2$  with  $\Phi_\Delta$  of 0.12 and 0.40, respectively.<sup>112</sup> The ISC process for **115c** was inefficient due to the large singlet–triplet energy gap ( $\Delta E_{ST}$ ) and thus, the compound was highly fluorescent ( $\Phi_{FL} = 0.73$ , MeCN)<sup>112</sup> despite the twisted structure. Noteworthy, this type of chiral BODIPYs usually exhibit intensive emission in the red region of the electromagnetic spectrum, which distinguishes them from other helically chiral BODIPY dyes. For instance,  $\Phi_{FL}$  of **115a** and **115b** were recorded in  $\text{CH}_2\text{Cl}_2$  as 0.73 and 0.92.<sup>110</sup> Even in the NIR region, the emission remains strong, as reported for **117** and **118** (0.24 and 0.14 at  $\lambda_{em}$  of 741 and 751 nm, respectively).<sup>111</sup> The high value of  $\Phi_\Delta$  for **115e** was realized by the introduction of an anthracene substituent in the *meso*-position. This contributes to the enhancement of the ISC *via* the intermediate  $T_2$  state (lying below the  $S_1$  state), associated with the anthryl moiety.<sup>112</sup>

The chiroptical properties of BODIPYs are characterized mainly for these *O*-BODIPYs. The  $g_{lum}$  values determined for (*R*)-**110** and (*S*)-**110** are quite low,  $0.71 \times 10^{-3}$  and  $-0.85 \times 10^{-3}$  in  $\text{CHCl}_3$ , respectively.<sup>109</sup> Much higher  $|g_{lum}|$ , in the range of  $3.3 \times 10^{-3}$ – $4.7 \times 10^{-3}$  in MeCN were recorded for *O*-BODIPYs **115a-d**, with the highest value for **115a**, which also displays strong emission.<sup>110</sup> *N,N,O,C*-BODIPY **122** exhibits the  $|g_{lum}|$  value in hexane ( $3.7 \times 10^{-3}$ ) comparable to those of **115a-d**. A higher  $|g_{lum}|$  was recorded for helically extended **118** ( $5.7 \times 10^{-3}$ ,  $\text{CH}_2\text{Cl}_2$ ), but this value was associated with low  $\Phi_{FL}$  (*vide supra*).<sup>111</sup> BODIPY analogues **107** and **108** display a weaker CPL signal with  $|g_{lum}|$  of up to  $1.3 \times 10^{-3}$  for **108b**. Although not all derivatives could be resolved by HPLC and characterized, it appears that the values for the helically extended **108** are much higher than for **107**.<sup>107</sup>

The absorption and emission spectra of BODIPYs can be red-shifted upon substitution of the *meso* carbon atom with nitrogen to produce aza-BODIPYs **132a-f**. These compounds show moderate to high  $\Phi_{FL}$  of 0.17–0.51 in the NIR region ( $\lambda_{em}$  of 742–782 nm). Similar to the *B,O*-chelated dipyrromethanes,<sup>164</sup> the rigidification of the molecular structures through boron gave rise to narrowband emission with FWHM in the range of 36–40 nm.<sup>113,114</sup>

In addition to conventional fluorescent emitters and their characteristics, several years ago, a conceptually new approach was introduced to designing emitters that exhibit narrowband

emission.<sup>66</sup> This approach, based on multi-resonance effect, has been intensively exploited to develop materials combining the MR characteristics with thermally activated delayed fluorescence (TADF), which ensures high  $\Phi_{FL}$ . The latter process, relying on a thermally promoted reverse ISC (RISC), enables triplet exciton harvesting *via* upconversion of triplet into singlet excitons, which requires a small  $\Delta E_{ST}$ , usually below 0.2 eV. Theoretically, this allows to enhance the internal quantum efficiency (IQE) in OLEDs from up to 25% (determined by the ratio of electrically generated singlet and triplet excitons of 1 : 3) to *ca.* 100%. Traditional TADF emitters consist of weakly coupled donor (D) and acceptor (A) moieties with spatially separated HOMOs and LUMOs. These compounds show charge-transfer (CT) characteristics of  $S_1$ , which, combined with large structural relaxation in the excited state, results in broad emission bands and reduced radiative deexcitation.

Another reason for the broadening of emission spectra is vibronic coupling. The relative intensity of the 0–1 vibronic line (from  $\nu = 0$  of the singlet excited state ( $S_1$ ) to  $\nu = 1$  of the ground state ( $S_0$ )) and zero-phonon line (between the  $\nu = 0$  vibrational states of  $S_0$  and  $S_1$ ) is determined by the Huang–Rhys factor ( $S$ ), a dimensionless factor which is a measure of the displacement between the potential energy surfaces (PESS) of  $S_0$  and  $S_1$ .<sup>165</sup> The increase in  $S$ , which is correlated with more pronounced changes between  $S_0$  and  $S_1$ , leads to a vibrational fine structure and hence the broadening of the emission spectrum. Therefore, the Huang–Rhys factor should be as small as possible. If the  $S_1$  and  $S_0$  equilibrium geometries are similar, the 0–0 vibronic transition prevails to produce narrowband emission,<sup>166</sup> the feature commonly observed in MR-TADF materials (Fig. 7c). These materials are based on highly rigid molecular frameworks that typically use alternating boron and nitrogen (or oxygen) atoms to create an opposite resonance effect (Fig. 7a). In contrast to traditional TADF emitters, the HOMO and LUMO in multi-resonant structures are localized on different atoms, resulting in the reduced  $\Delta E_{ST}$  and weak vibronic coupling.

A narrow emission band translates directly to the emission color purity, an important characteristics of emissive functional materials. To meet the increasing demand for monochromatic red (R), green (G), and blue (B) colors, the International Telecommunication Union (ITU) announced in 2012 a new color gamut standard for ultra-high-definition televisions (UHDTVs) called the Broadcast Service Television 2020 (BT.2020). This color gamut includes the primary colors with Commission Internationale de l'Éclairage (CIE) coordinates for R, G, and B of (0.708, 0.292), (0.170, 0.797), and (0.131, 0.046), respectively.<sup>167</sup> The design and synthesis of emissive materials for OLEDs should aim to achieve narrow emission bands that fall within this coordinate range, leading to displays with high color purity. This parameter should be ideally combined with high emission efficiency and large dissymmetry factors.

The pioneering work of Hatakeyama, demonstrating the MR effect for compound **38** (DABNA-1) (see Scheme 7) with arylamine moieties<sup>66</sup> have sparked a massive interest in the search for boron-based MR-TADF materials with improved characteristics. While a number of achiral compounds have been synthesized and investigated to date, chiral derivatives are rare



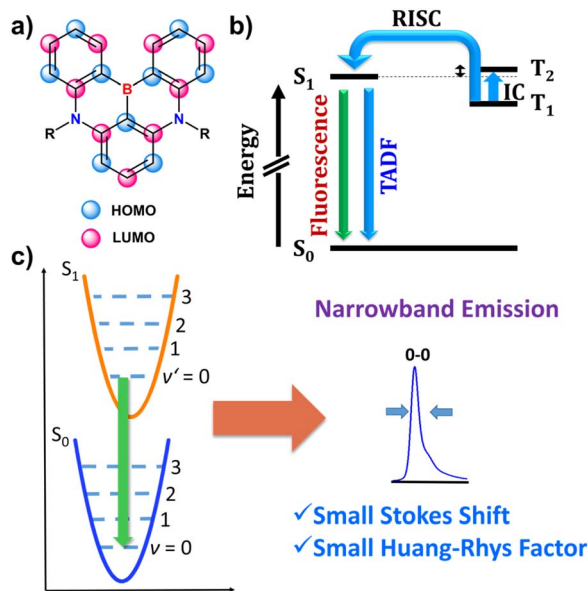


Fig. 7 (a) Frontier molecular orbitals in MR-TADF frameworks. (b) Predicted reverse intersystem crossing pathways present in MR-TADF scaffolds. (c) Correlation between the vibronic coupling and emission spectrum.

in this field. The few MR-TADF helicenes manifest narrowband emission with high luminescence efficiency. The opposite resonance effect of B/N atoms, the reduced vibronic coupling and vibrational relaxation in these compounds result in emission peaks with an extremely small FWHM.

However, MR-TADF compounds often show relatively high  $\Delta E_{ST}$  values compared to the conventional D-A intramolecular CT (ICT)-type TADF materials, larger than the thermal energy at 300 K ( $k_B T \approx 25.9$  meV). This results in the limited rate of triplet harvesting ( $k_{RISC} \approx 10^4$ – $10^5$  s $^{-1}$ ) contributing to a significant efficiency roll-off of devices. Thus, the RISC acceleration would be essential to alleviate this problem. A rational approach would be to decrease the  $\Delta E_{ST}$ . This could be realized by enhancing the ICT character, but the downside is broadening of emission spectra and energy losses. However, in properly designed compounds with close lying  $T_1$  and higher triplet states, the RISC mechanism can involve, e.g.  $T_2$  state. Indeed, it was shown for some MR-TADF emitters that the mechanism can proceed *via* three steps: reverse internal conversion (RIC) from  $T_1$  to  $T_2$  (or higher states), followed by RISC from  $T_2$  to  $S_1$ , and subsequent fluorescence from  $S_1$  to  $S_0$  (Fig. 7b).<sup>168–170</sup> Thus, minimizing the  $\Delta E_{S_1T_2}$  should also be considered in the design of boron-based MR-TADF emitters.

In 2020, Yasuda proposed a new design paradigm for MR-TADF emitters, extending the frontier molecular orbital (FMO) strategy to larger PAHs by arranging the N and B atoms in the *para*-N- $\pi$ -N and *para*-B- $\pi$ -B configuration around the central benzene ring.<sup>68</sup> This strengthens the relative electron-donating and -withdrawing ability of the donor and acceptor, respectively, leading to the bathochromically shifted absorption and emission spectra. Consequently, **40** exhibited red emission with  $\lambda_{em}$  at 615 nm. Importantly, this compound realized very narrow

emission with FWHM of 21 nm (0.07 eV) owing to the rigid molecular framework, strong emission ( $\Phi_{PL} = 0.89$ ) in toluene reasonable TADF characteristics, although  $k_{RISC}$  was not very high ( $1.2 \times 10^4$  s $^{-1}$ ) due to the fact that  $\Delta E_{ST}$  values is still too high (0.19 eV).

This design strategy was used later to construct double [7] helicenes **41a–c**.<sup>69,70</sup> Their structures, consisting of four carbazole units, comprised two *para*-N- $\pi$ -N and one *para*-B- $\pi$ -B motifs resulting in deep-red emission with the fluorescence bands positioned between *ca.* 660 nm for the non-substituted derivative and 696 nm for **41c** in toluene, without compromising the MR feature. Excellent  $\Phi_{PL}$  of 0.90–1.00 could be realized due to the TADF characteristics enabled by the sufficiently small  $\Delta E_{ST}$  of 0.18–0.22 eV in toluene<sup>69</sup> (0.16–0.18 eV for **41a,b** in toluene),<sup>70</sup> although, like in the case of **40**, their RISC is relatively slow ( $k_{RISC} \approx 10^4$  s $^{-1}$ ). The rigid structures of these double helicenes resulted in small Stokes shifts and FWHM of 38 nm in toluene.<sup>70</sup> In contrast to **40**, their CPL properties have been investigated revealing moderate  $|g_{lum}|$  of up to  $2 \times 10^{-3}$  in  $CH_2Cl_2$ .

Stitching either one or two carbazole moieties to the central ring in a different way than in **41b** produced regioisomeric **125** (one carbazole moiety shifted, Fig. 4)<sup>134</sup> and other structurally similar compounds **133**, and **134** (two moieties shifted, Fig. 5)<sup>159</sup> with one or two B–N covalent bonds, respectively. This structural modification also converts a [7]helicene into a [6]helicene unit. The formation of the bond with nitrogen reduces the electron-withdrawing ability of boron and hence, shifts the emission hypsochromically from  $\lambda_{em}$  positioned at 692 nm (toluene) for **41c**<sup>70</sup> to 617 nm for **125** with one C–B bond<sup>134</sup> and 522 and 547 for **133** and **134** with two C–B bonds.<sup>159</sup> These  $\lambda_{em}$  correspond to red (**125** and **134**) or yellow (**133**) emission colors. Their high  $\Phi_{PL}$  can be attributed to the large  $f$  values and highly rigid  $\pi$ -conjugated frameworks. Accordingly, **125** shows strong emission with  $\Phi_{PL}$  as high as 0.96 in degassed toluene and small FWHM of only 38 nm (0.13 eV).  $\Phi_{PL}$  of **133** and **134** values, although somewhat lower (0.90 and 0.86 in degassed toluene), can be essentially retained in doped films. Their small FWHM of 28 nm (0.13 eV) and 26 nm (0.11 eV), respectively, indicate high color purity. However, due to quite large  $\Delta E_{ST}$  values (0.36–0.40 eV), these compounds do not show TADF characteristics. In addition, these materials also feature distinct vibronic progressions associated with the stretching vibrations of the B–N bonds. In contrast, TADF was observed for **125** possessing  $\Delta E_{ST}$  of 0.19 eV. Enantiomers of this double helicene, consisting of [6]- and [7]helicene moieties, were successfully resolved by HPLC, showing mirror-image CPL with  $|g_{lum}|$  reaching  $1.41 \times 10^{-3}$  in toluene and  $1.36 \times 10^{-3}$  in doped film.<sup>134</sup>

As shown by Zhang and Duan, fusion of a MR-fragment with the conventional rigid PAHs can lead to suppression of vibronic progressions present in the spectra of these PAHs.<sup>160</sup> MR-TADF emitters **135** and **136** (Fig. 5), comprising an indolocarbazole-type rigid core, revealed narrowband emission with FWHM of 21–22 nm (0.09 eV) and  $\Phi_{PL}$  of close to unity. The shoulder peak intensities of **135** and **136** were reduced compared to the parent indolocarbazole. Their  $\lambda_{em}$  were positioned at *ca.* 520, which –





together with small FWHM – gave rise to the ultrapure green MR-TADF emitters.

Two other green emitters, **137**<sup>161</sup> and **126**,<sup>135</sup> (Fig. 5) were also prepared through the addition of the respective PAH fragments, *i.e.* phenanthrene and pyrene, respectively, to the original MR-TADF core. These two compounds were synthesized by post-functionalization of the boron-containing core, leading to the construction of a [6]helicene framework in each case. As opposed to **135** and **136**, boron atoms in **137** and **126** are placed on the outer helicene rim. Both helicenes show intense green fluorescence emission with  $\Phi_{\text{PL}}$  of 0.96 and 0.90 in degassed toluene and the maxima located at 523 and 527 nm, respectively. The corresponding FWHM of 34 and 35 nm were narrow and allowed to obtain pure green emission. Their  $\Delta E_{\text{ST}}$  values (0.14 and 0.20 eV) were sufficiently low to facilitate the TADF process. However, the  $g_{\text{lum}}$  values determined for the doped films of (*P*)- and (*M*)-**126** (3 wt%) were low:  $-2.74/+3.67 \times 10^{-4}$ .

Another green emitter, **138** (Fig. 5), with an excellent  $\Phi_{\text{PL}}$  of 0.98 in doped film was constructed from two [5]helicene units with an overlapping benzoid ring.<sup>162</sup> This double helicene, consisting of two 1,4-thiazine rings, shows  $\lambda_{\text{em}}$  at 520 nm, FWHM of 46 nm and  $\Delta E_{\text{ST}}$  of 0.18 in toluene. Due to the presence of sulphur atoms, the contribution of delayed fluorescence prevailed over the prompt component (69 *vs.* 29, respectively, for doped film). The  $|g_{\text{lum}}|$  in toluene reached a decent value of  $2.1 \times 10^{-3}$ , while in doped films, the dissymmetry factors were determined as  $+1.3 \times 10^{-3}$  for (*P*)-**138** and  $-2.0 \times 10^{-3}$  for (*M*)-**138**, thus differed quite significantly for both enantiomers. In particular the latter value indicated no racemization taking place during thermal deposition.

Configurational stable **127–129** (see Fig. 4) consisting of only four angularly fused rings in a helical framework also benefited from the presence of a thiazine ring.<sup>136</sup> The introduction of sulphur resulted in enhanced  $k_{\text{RISC}}$  on the order of  $10^5 \text{ s}^{-1}$ , small  $\Delta E_{\text{ST}}$  of 0.16 for **127**, and 0.14 for both **128** and **129**. In addition, their high  $\Phi_{\text{PL}}$  of 0.72, 0.88, and 0.87 in toluene contained a substantial part of a delayed component. The narrow bands of **128** and **129** (FWHM of 43 nm and 44 nm (*ca.* 0.21 eV)) with the maxima positioned at 500 and 497 nm correspond to the green emission color. The enantiomers of **128** and **129** could be resolved and characterized to show moderate  $|g_{\text{lum}}|$  of  $1.0 \times 10^{-3}$  to  $2.0 \times 10^{-3}$ .

This class of compounds exhibit, in general, excellent properties, such as strong absorption and emission, and high thermal stability. However, the  $|g_{\text{lum}}|$  reported for MR-TADF materials are relatively low, far from the actual applications, and have tremendous room for improvement, which would require expanding the structural variety in the search for structure–property relationships.

The last class of compounds discussed herein are helically chiral PAHs consisting of only C and B. The data regarding their chiroptical properties are essentially, with one exception, not available yet, since derivatives published to date are fluxional at room temperature. Some of these non-planar B-doped compounds, however, possess attractive emissive and electronic properties. As described by Wagner, [4]helicene **87** exhibits green emission with a remarkable  $\Phi_{\text{FL}}$  of 0.81 in

cyclohexane and somewhat lower values in benzene and  $\text{CHCl}_3$  (0.75 and 0.63), although its emission is substantially quenched at higher concentrations.<sup>90</sup> Hatakeyama reported  $\Phi_{\text{FL}}$  of 0.90 in toluene for **87**.<sup>92</sup> This compound also shows weak solvatochromism ( $\lambda_{\text{em}}$  from 485 nm in cyclohexane to 500 nm in  $\text{CHCl}_3$ ).<sup>90</sup> Surprisingly, the emission efficiency of configurationally stable **103** was essentially not reduced upon elongation. Its  $\lambda_{\text{em}}$  is centered at 587 nm and corresponds to the excellent  $\Phi_{\text{FL}}$  of 0.77 in degassed  $\text{CHCl}_3$ . On the other hand, the  $|g_{\text{lum}}|$  value is average ( $1.4 \times 10^{-3}$ ).<sup>44</sup>

Likewise, **93** with two aliphatic bridging units shows excellent emission efficiency of 0.79 in toluene and a red-shifted emission band ( $\lambda_{\text{em}} = 516 \text{ nm}$ ) due to the effective hyperconjugation.<sup>92</sup> Upon enlargement of the system, the emission is slightly shifted to higher energies. Thus,  $\lambda_{\text{em}}$  in cyclohexane, benzene and  $\text{CH}_2\text{Cl}_2$  of double [4]helicene **90** were positioned between 472 and 484 nm, while the  $\Phi_{\text{FL}}$  in these solvents were also high (0.65–0.69). However, it is reduced in THF, which likely interacts with the Lewis acidic boron atoms.<sup>91</sup> Lower  $\Phi_{\text{FL}}$  were also recorded for helicenes, having B atoms on the outer helicene rim.  $\Phi_{\text{FL}}$  of single helicenes **97a** and **100**, as well as double helicene **99** embedding a diborapyrene moiety are in the range of 0.19–0.24 in toluene.<sup>94</sup> In double helicenes, fluorescence efficiency depends on the arrangement of boron atoms around the naphthalene moiety.  $\Phi_{\text{FL}}$  of **101** with the boron atoms attached to the 1 and 6 positions is twice as high as that of 1,5-substituted naphthalene **99** (0.49 *vs.* 0.23 in toluene), although it is reduced again for triple helicene **102** (0.34). Upon extension of the chromophore,  $\lambda_{\text{em}}$  gradually red-shifts reaching 623 nm for the latter compound.<sup>95</sup>

Some of these boron-doped helically chiral compounds possess excellent optical properties. It is interesting though how the emission efficiency would change upon helical elongation of the system, necessary to achieve configurationally stable structures. It is reasonable to expect that the  $\Phi_{\text{FL}}$  will be reduced, as in the case of other types of helicenes, although in a single case of configurationally stable B-doped helicene **103**, a high  $\Phi_{\text{FL}}$  has been retained.<sup>44</sup> Another problem in some applications may be high Lewis acidity of these compounds and undesirable interactions with other components. As shown by Wagner,<sup>91</sup> even the measurements of emission in (weakly) coordinating solvents can lead to a decrease or a complete quenching of their emission. This may be an obstacle in the fabrication of the optoelectronic devices. On the other hand, such interactions may be an asset for rationally designed systems.

## 4. Application of B-doped helicenes

The most prominent application of helically chiral boron compounds is as dopants in OLEDs. Due to their exceptional optical properties, they are commonly used as intrinsic CPL (I-CPL) emitters, where emission arises directly from chiral chromophores. On the other hand, studies of B-doped helicenes as semiconductors in transistors or batteries are exotic, with only single examples in each case.





#### 4.1. Application as emitters in OLEDs

Excellent emissive properties of boron-containing compounds are a prerequisite for their application in the display industry. These features of achiral PAHs are frequently exploited in OLEDs. In contrast, the number of helically chiral derivatives with sufficient configurational stability is limited in this field. Below, we present several examples of boron helicenes that were applied as terminal emitters in emitting OLED layers with some key device characteristics, including external quantum efficiency (EQE), and CIE color coordinates.

Due to the structural requirements for achieving narrow-band emission, such as multiple rings fused with the B- $\pi$ -B and E- $\pi$ -E (E = N, O, S) motifs in a *para* arrangement, the chromophores of helically chiral derivatives usually reach quite large sizes resulting in a green or red emission color. Some of these compounds, despite their sufficient or high configurational stability, were used in OLEDs as standard achiral emitters without exploiting their CPL properties in the devices under study. The blue-shifted photoluminescence can be achieved by reducing the electron-accepting nature of boron *via* introduction of a heteroatom-boron bond, or replacing more-electron rich nitrogen with oxygen. The second strategy is very effective, but the configurational stability of the resulting systems is compromised, resulting in derivatives that are fluxional at room temperature or their configurational stability is not sufficient for practical applications. Thus, blue (CP-)OLEDs using MR emitters have yet to be realized.

It is also noteworthy that MR-TADF emitters, the major class of boron-containing helicenes studied in OLEDs, exhibit relatively low  $k_{\text{RISC}}$  leading to significant OLED efficiency roll-off. The longer residence time in  $T_1$  (long triplet exciton lifetimes) enhances the probability of other processes to occur in electroluminescent devices, such as singlet-triplet annihilation (STA), triplet-triplet annihilation (TTA) or triplet-polaron annihilation (TPA).<sup>171</sup> To alleviate this problem, OLED devices are often fabricated using ternary systems as emissive layers (EMLs), consisting of a terminal emitter, a matrix, and an additional TADF photosensitizer (TADF-sensitized fluorescence (TSF)). The latter reveals better TADF characteristics than the MR-TADF emitter and is responsible for the triplet exciton energy transfer, *i.e.* upconversion of triplet excitons to singlet states of an additional dopant through efficient RISC. The subsequent long-range Förster energy transfer (FET) process leads to the excitation of a terminal MR-TADF emitter to the  $S_1$  state, from which radiative decay, that is fluorescence, takes place. Importantly, this approach can also be used for terminal emitters showing no TADF features.<sup>172,173</sup> The host matrix must have higher  $S_1$  and  $T_1$  energy levels than those of the assistant dopants. Alternatively, phosphorescent emitters can be used as triplet sensitizers to harvest triplet excitons through energy transfer from the  $T_1$  state of a phosphorescent emitter to the  $S_1$  state of a terminal fluorescent emitter *via* FRET in the so-called phosphorescence-sensitized fluorescent OLEDs (PSF-OLEDs). The concentration of the additional dopant should be sufficiently high to ensure charge recombination on the photosensitizer rather than the

terminal emitter. On the other hand, it should not exceed a certain value in order to avoid possible short-range Dexter energy transfer from the  $T_1$  state of the sensitizer to  $T_1$  of the terminal emitter or aggregation-caused quenching of luminescence.<sup>172</sup>

#### 4.2. Red emitters

As revealed by thermogravimetric analysis (TGA), **40** shows excellent thermal stability with the decomposition temperature  $T_d$  (5% weigh-loss temperature) of 533 °C, indicating its suitability for thermal evaporation under high vacuum ( $<6 \times 10^{-5}$  Pa) during OLED fabrication. Despite the rather low  $k_{\text{RISC}}$  of **40**, the OLEDs were fabricated using the binary emitter layer composed of **40** as the emissive dopant (2 wt%) and 3,3'-di(9H-carbazol-9-yl)-1,1'-biphenyl (mCBP) as the host, leading to the significant efficiency roll-off. The resulting devices manifested narrowband red electroluminescence (EL) with a peak at 616 nm and the corresponding CIE chromaticity coordinates of (0.67, 0.33), FWHM value of 26 nm, and high EQE<sub>max</sub> of 22.0%. The good performance is attributed not only to the high  $\Phi_{\text{PL}}$  (0.79 in doped film) of these helicenes, but also to the horizontal dipole orientation, which increases the light outcoupling efficiency of devices.<sup>68</sup>

Due to the weak TADF nature of **41a** and **41b**, the OLEDs were fabricated using ternary emitter layer. The EML consisted of 3 wt% **41a/41b** doped in the 4,4'-di(9H-carbazol-9-yl)-1,1'-biphenyl (CBP) matrix, and 30 wt% (bis(4-methyl-2-(3,5-dimethylphenyl)quinoline))Ir(III) (tetramethylheptadionate) (Ir(mphmq)<sub>2</sub>tmd)<sup>174</sup> as the phosphorescent sensitizer to improve the exciton harvesting under electrical excitation. High  $\Phi_{\text{PL}}$  could be retained in the doped films due to the MR effect and the rigid geometries of **41a** and **41b**. Their PSF-OLEDs manifested EL emissions with the maxima at 664 nm and 686 nm, narrow FWHMs of 48 and 49 nm, and high EQE<sub>max</sub> of 28.1% and 27.6%, respectively. The devices showed reasonable operational stability with LT<sub>90</sub> (time of luminance decay to 90% of the initial value) of 125 and 151 h at an initial luminance ( $L_0$ ) of 2000 cd m<sup>-2</sup>, respectively. However, their emission (CIE coordinates of (0.719, 0.280) and (0.721, 0.278) for **41a** and **41b**, respectively) falls in the deep red region, which deviates from the pure red color requirements given by BT.2020 standard. Interestingly, the devices with a binary EML showed only slightly lower EQEs, but suffered from a substantial efficiency roll-off.<sup>70</sup>

The hypsochromic shift of emission can be obtained by the introduction of B-N covalent bonds increasing the electron density on boron. This strategy allowed to shift  $\lambda_{\text{EL}}$  to 617 nm for CP-OLEDs of **125**. The EML was composed of the exciplex-forming host, 9-(9,9'-spirobi[fluoren]-3-yl)-9'-phenyl-9H,9'H-3,3'-bicarbazole (SFBCz)/2-(3'-(9,9'-spirobi[fluoren]-3-yl)-[1,1'-biphenyl]-3-yl)-4,6-diphenyl-1,3,5-triazine (SFTRZ)<sup>175</sup> (1 : 1), 1 wt% **125**, and 15 wt% Ir(mphmq)<sub>2</sub>tmd sensitizer. The PSF-devices based on its (*M,M*)- and (*P,P*)-enantiomers manifested distinct CP-EL signals with good dissymmetry factors of up to +1.91 and  $-1.77 \times 10^{-3}$ , respectively, FWHM of 48 nm (0.15 eV), high EQE<sub>max</sub> of over 34%, and a high ratio of horizontal dipole



orientation. Importantly, the CIE coordinates of (0.667, 0.332) closely match the red color CIE coordinates of the widely accepted National Television System Committee (NTSC) standard (0.66, 0.33) and approach the requirements given by BT.2020 for ultra-high-resolution displays. Moreover, both enantiomers exhibit an extremely long  $LT_{0.5}$  of *ca.* 400 h at  $L_0$  of  $10\,000\text{ cd m}^{-2}$ , indicating the exceptional operational stability of the **125**-based devices.<sup>134</sup>

The  $\lambda_{EL}$  was even more hypsochromically shifted for OLEDs of **133** (525 nm) **134** (552 nm). Because **133** and **134** did not show TADF, the corresponding devices with a binary EML showed poor performance. The strategy selected to overcome the inefficient triplet harvesting in this case, was utilization of a ternary EML with as the TADF assistant dopant. The TSF-OLEDs were fabricated using 9-(3-(9*H*-carbazol-9-yl)phenyl)-9*H*-3,9'-bicarbazole (mCPBC), a wide-bandgap host with high-lying  $T_1$ , 1 wt% terminal emitter and 30 wt% either 3CTF<sup>176</sup> or DACT-II<sup>177</sup> as the TADF sensitizers for **133** and **134**, respectively.<sup>159</sup> The devices showed either green (**133**) or yellow-green (**134**) electroluminescence with good overall performance, including high EQE<sub>max</sub> of 27.6% and 24.6%, respectively, FWHM of 31 nm (0.13–0.14 eV), small efficiency roll-off, and good operational stability. Such high EQE values are due to their high ratios of horizontal dipole orientations and high  $\Phi_{PL}$  values. However, the CIE coordinates of (0.306, 0.648) and (0.414, 0.571) for **133** and **134** do not comply with the BT.2020 standard.

Like in **133**, the weaker short-range charge transfer can be achieved by replacing the nitrogen with an oxygen atom. Such a one-fold exchange in a PAH frameworks of **139** and **140** (Fig. 5) resulted in the red emitters containing one [7]- and one [5] helicene moiety.<sup>178</sup> When embedded in a host matrix (1 wt%) together with a sensitizer, they produced EL devices with  $\lambda_{EL}$  of 632 and 645 nm, corresponding to the CIE coordinates of (0.689, 0.311) and (0.701, 0.301), and excellent EQE<sub>max</sub> of 33.1 and 34.7%. Remarkably, the sensitized OLEDs constructed with 2 wt% **140** achieved the optimal coordinates (0.708, 0.292) according to the BT.2020 standard, although its EQE decreased with the increase of the **140** concentration in EML.

### 4.3. Green emitters

The green emitters possess smaller chromophores, usually with one helicene moiety. As in the case of red emitters, they have been mainly applied in conventional OLEDs, while the reports of their use in CP-OLEDs are rare. Accordingly, **135** and **136** (3 wt%) were doped in the mCBP host, together with the 3CTF (30 wt%) TADF dopant to construct TSF-OLEDs.<sup>160</sup> The devices showed good EL performance ( $\lambda_{EL}$  = 523 nm, FWHM = 23 nm (0.09 eV), and EQE<sub>max</sub> of 29.8–30.5%), green color with a favorable CIE *y* coordinate of 0.73–0.74, but with non-negligible roll-off. Even higher color purity was achieved for the top-emitting OLED using **135** (3 wt%) doped in mCBP, and an additional phosphorescent sensitizer, Ir(ppy)<sub>2</sub>acac. Notably, this OLED exhibited a high current efficiency of  $220\text{ cd A}^{-1}$ , reduced FWHM of 19 nm and CIE of (0.17, 0.78), essentially meeting the BT.2020 requirements for green color.

The OLED employing **137** as the emitter (3 wt%) in the 9-(2-(9-phenyl-9*H*-carbazol-3-yl)phenyl)-9*H*-3,9'-bicarbazole (PhCzBCz) host exhibits green emission with a peak at 528 nm, FWHM of 36 nm, and EQE<sub>max</sub> of 35.1%. Its CIE coordinates of (0.26, 0.70) deviate somewhat from the optimal coordinates of the new color gamut standard.<sup>161</sup>

The enantiomers of structurally similar **126** (3 wt%) were applied in vacuum-deposited CP-OLEDs with the 9-(3-(6-phenyl-9*H*-pyrido[2,3-*b*]indol-9-yl)phenyl)-9*H*-3,9'-bicarbazole (PhCbBCz) host to achieve EQE<sub>max</sub> of *ca.* 30%. Here, the configurational stability of the emitter is critical to the operation of the devices. Owing to its high  $\Delta G^\ddagger$ , essentially no racemization was observed during the thermal evaporation process (150 °C,  $<5 \times 10^{-4}$  Pa). The *ee* values of the remaining enantiomer samples after repetitive evaporation and those of the initial samples were nearly identical. However, the devices show low  $g_{EL}$  of  $-4.37 \times 10^{-4}$  and  $+4.35 \times 10^{-4}$  for (*P*)-**126** and (*M*)-**126**, respectively and the green emission with the sharp peaks at 532 nm and FWHMs of 37 nm, corresponding to CIE coordinates of (0.29, 0.68) that deviate from the BT.2020 standard.<sup>135</sup>

Higher  $|g_{EL}|$  of  $2.2 \times 10^{-3}$  for and  $1.2 \times 10^{-3}$  were obtained for the OLEDs based (*M*)-**138** and (*P*)-**138**, fabricated by thermal deposition. The devices with a binary EML, using (1,3-dihydro-1,1-dimethyl-3-(3-(4,6-diphenyl-1,3,5-triazin-2-yl)phenyl)indeno-[2,1-*b*]carbazole) (DMIC-TRZ) as host, exhibited green emission with  $\lambda_{EL}$  of 523–524 nm, FWHM of  $\leq 50$  nm and EQE<sub>max</sub> of around 31%. Here, the host also served as a TADF sensitizer to ensure efficient energy transfer.<sup>179</sup> However, the CIE coordinates of (0.26, 0.66) also deviate from the BT.2020 standard.<sup>162</sup>

The configurational stability of **128** and **129** is relatively low. Therefore, the corresponding CP-OLEDs were fabricated by solution processing. The binary EML was composed of an enantiomer of the MR-TADF emitter (3 wt% **128** and 1 wt% **129**) doped in 9-(3-(9*H*-carbazol-9-yl)phenyl)-9*H*-carbazole-3-carbonitrile (mCPCN) to show green emission, FWHM of 0.23 eV (48–49 nm) and EQE<sub>max</sub> of *ca.* 20% for **128** and up to 26.5% for **129**, lower than for other chiral green emitters. On the other hand, the devices achieved good  $g_{EL}$  of  $+3.7 \times 10^{-3}$ – $-3.1 \times 10^{-3}$  and  $+1.9 \times 10^{-3}$ – $-1.6 \times 10^{-3}$  for (+)-/(–)-**128** and (+)-/(–)-**129**, respectively. Additionally, the corresponding CIE coordinates of (0.186, 0.632)/(0.206, 0.635) and (0.173, 0.590)/(0.167, 0.603) approach the green color requirements of BT.2020. More specifically, the *x*-coordinate closely matches the optimal value. A major shortcoming of these devices is attributed to the significant efficiency roll-off due to the relatively slow RISC, similar to other MR-TADF emitters discussed in this article.<sup>136</sup>

Undoubtedly, these materials hold great potential for use in CP-OLEDs. The high EQE of these devices can be correlated with the high  $\Phi_{PL}$  of the chiral MR-(TADF) emitters with rigid molecular frameworks and their dominant favorable horizontal emitting dipole orientation ratios. However, chiral blue emission has not yet been realized through the assembly of common MR building blocks. In addition, the devices experience a significant efficiency roll-off, especially when using a binary EML without any additional dopant. This is due to low  $k_{RISC}$ ,



which increases the likelihood of undesired events to occur in the excited state. This is why either TADF or phosphorescent sensitizers are often added to EML to enhance triplet exciton harvesting and improve the overall device performance. Developing a binary emissive layer without any additional sensitizer would simplify device fabrication but would require more efficient TADF emitters.

#### 4.4. Application as chiral inducers in CP-OLEDs

Another strategy to prepare an EML emitting CPL is based on the extrinsic CPL system (E-CPL). In this case, a helicene is used as a chiral inducer in combination with an emissive polymeric material to generate a chiral supramolecular phase. In the E-CPL strategy, the observed CPL originates from a supramolecular chiral phase rather than from a CPL emission of a helicene. Our group in collaboration with the Meerholz group has implemented one of the azaborole helicenes in CP-OLEDs. For these studies, we have selected azabora[7]helicene **13a** due to its high configurational stability and ease of preparation of large quantities of optically pure samples.<sup>57</sup> Since **13a** showed CPL emission, we used it initially as a chiral emitter (I-CPL). However, its  $\Phi_{\text{PL}}$  in the spin-coated film was only 0.08, an even lower  $\Phi_{\text{PL}}$  were recorded for the doped films (5–15 wt%) in poly(9-vinylcarbazole) (PVK). This, combined with its relatively low  $|g_{\text{lum}}|$ , did not allow to fabricate good devices. Therefore, we decided to use **13a** as a chiral inducer (10 wt%) in combination with a green light emitting polymer, poly(dioctylfluorene-*co*-benzothiadiazole) (F8BT), in CP-OLEDs due to its favorable thermal stability. The blend was annealed at 180 °C for 15 min, above the glass transition of the polymer (*ca.* 100 °C). This step is essential for the formation of the chiral phase in the E-CPL strategy and requires high configurational stability of the chiral dopant. The fabricated devices manifested maximum  $g_{\text{EL}}$  of +0.54 and −0.49 for the (*M*)- and (*P*)-enantiomers, respectively, and good device performance. The difference in the absolute values is attributed to the different EML thickness. The E-CPL emission was first demonstrated in 2013 by Campbell and Fuchter for a blend of 1-aza[6]helicene and F8BT producing CP-OLEDs with  $|g_{\text{EL}}|$  of 0.2.<sup>180</sup> Meanwhile, some devices fabricated based on this concept have achieved the values of *ca.* unity.<sup>181,182</sup> This shows a clear advantage of using a chiral dopant and an emissive polymer over conventional CP-OLEDs with chiral emitters. The downside of these devices is however broad emission, which has a detrimental effect on color purity.

#### 4.5. Application as semiconductors

The electrophilic nature of boron atoms renders boron-doped aromatic compounds attractive candidates for semiconducting materials. Incorporation of boron, often in combination with other heteroatoms, *e.g.* nitrogen, can provide materials with low-lying LUMO levels, high charge carrier mobilities and good photovoltaic performance, as demonstrated for various four- and three-coordinate boron compounds.<sup>45–47,183,184</sup> In addition, the presence of a three-coordinated boron can facilitate the solution processing. As shown by Yamaguchi, the poor solubility of the material can be

overcome through the reversible formation of the boron–pyridine adduct that disrupts its close packing in the solid state. The ligand can be eventually removed during the annealing process.<sup>185</sup>

The use of configurationally stable helically chiral derivatives is however scarce in this field. The enantiomers of O–B–O-based double [5]helicene **46a** formed a herringbone-type packing arrangement in the solid state, showing potential for use as a semiconductive material. The film of *rac*-**46a** was prepared by vacuum deposition, which would not be appropriate for the preparation of films from enantioenriched samples due to the low  $\Delta G^\ddagger$  (see Section 3.1). The film exhibited balanced ambipolar conductivity with hole mobility ( $\mu_{\text{h}}$ ) of  $5.7 \times 10^{-3} \text{ cm}^2 \text{ V}^{-1} \text{ s}^{-1}$  and electron mobility ( $\mu_{\text{e}}$ ) of  $7.9 \times 10^{-3} \text{ cm}^2 \text{ V}^{-1} \text{ s}^{-1}$ , as determined by time-of-flight (TOF) measurements, which are commonly used to measure charge carrier mobility of materials for OLEDs.<sup>71</sup> Notably, azaboradibenzo[6]helicene **59** showed unprecedented carrier inversion between the racemate and the single enantiomer. While p-type semiconductivity ( $\mu_{\text{h}} = 4.6 \times 10^{-4} \text{ cm}^2 \text{ V}^{-1} \text{ s}^{-1}$ ) was observed for the racemate, the film of the enantiomer exhibited preferably n-type semiconductivity ( $\mu_{\text{e}} = 4.5 \times 10^{-3} \text{ cm}^2 \text{ V}^{-1} \text{ s}^{-1}$  vs.  $\mu_{\text{h}} = 7.9 \times 10^{-4} \text{ cm}^2 \text{ V}^{-1} \text{ s}^{-1}$ ). These differences originate from differences in the packing arrangements of the racemate and the enantiomer.<sup>77</sup> Even though these mobilities are relatively low, the study is highly interesting as it shows the impact of chirality on charge carrier mobility. This has also been observed for other materials, but such studies are extremely rare.

#### 4.6. Application in batteries

Currently, organic compounds have been intensively investigated as electrode materials for batteries. They offer numerous advantages over inorganic materials, such as flexibility, structural diversity, high power and energy density, and sustainability, as they do not require the use of transition metals.<sup>186,187</sup> However, these materials also have significant shortcomings, including low electronic conductivity and dissolution of the organic material in the electrolyte. The latter is one of the major factors contributing to poor cycling performance of the organic material electrodes.<sup>188,189</sup> This problem can be tackled by the integration of the redox active moiety into polymeric materials.<sup>190,191</sup>

The use of boron-containing  $\pi$ -conjugated compounds in batteries is extremely rare. Even more unique in this field are helically chiral derivatives. In 2019, Yoshikawa and Hatakeyama reported the first example of application of boron-doped double [5]helicene **52b** as a cathode material in a lithium-ion battery.<sup>75</sup> This four-coordinate boron compound showed two reversible reduction processes at −0.97 and −1.64 V and thereby low-lying LUMO level, which was attractive for its use in lithium-ion batteries (LIBs). The fabricated LIB exhibited rather poor performance compared to the state of the art organic cathode materials.<sup>186</sup> The second discharge capacity of  $93 \text{ mA h g}^{-1}$  was gradually reduced to reach the value of *ca.*  $63 \text{ mA h g}^{-1}$  after only 20 cycles, while high coulombic efficiency of over 90% was maintained. As this is the only report on the use of boron-





containing helicenes in batteries, further studies are needed to assess the potential of this class of molecules and the corresponding polymeric materials for applications in energy-storage devices.

## 5. Conclusion & future perspectives

In this perspective article, we have summarized the major achievements in the new and rapidly developing field of boron-containing helicenes, discussed the challenges in the synthesis and design of materials with desired properties, and pointed out the area of this research that should be further developed in the future.

In only a decade, remarkable progress has been made in the synthesis of these highly interesting compounds. The vast majority of the synthetic approaches toward boron-doped helicenes rely on the introduction of boron atom(s) in the final step. The concomitant boracycle ring(s) formation proceeds against steric strain present in both the precursors and the target helicenes, rendering the synthesis of these compounds more challenging. In addition, sterically demanding precursors, whose synthesis is not covered in this article, can pose significant difficulties, and even represent a bottleneck in the entire synthetic sequence. Therefore, it is highly important to develop new robust synthetic protocols that would facilitate these demanding transformations. More general, finding new methods and approaches that would circumvent the limitations of the existing and traditional ones would accelerate the progress in the field of chiral boron functional materials.

Another challenge is to provide easy access to optically pure or enriched compounds. Currently, the majority of boron helicenes have been prepared as racemates and subsequently resolved by HPLC on a chiral stationary phase. This is definitely a major factor hindering the development of chiral boron-containing functional materials. The need for the chromatographic separation restricts the access to optically pure or enriched samples in amounts that are required for testing a given compound in devices. In addition, finding suitable conditions for chiral resolution can be tedious, extremely difficult, and sometimes even unsuccessful. These problems could be solved by developing efficient protocols for the stereoselective synthesis of different subclasses of boron helicenes, which would be applicable to a broad substrate scope. Except for a few examples of stereoselective synthesis of boron helicenes, including our stereospecific synthesis of laterally extended azaboroles *via* axial-to-helical chirality transfer, which is, on the other hand, limited by the access to optically active biaryls,<sup>58</sup> this area is yet to be explored.

Nonetheless, advances in the synthesis have made it possible to access a wide range of boron helicenes, to study their properties, and to establish certain structure–property relationships. In this Perspective article, we focused on emissive properties, as the major field of application of these compounds are (CP-) OLEDs. The majority of boron-containing helicenes exhibits appreciable photoluminescence quantum yields, which can be enhanced by the extension of the chromophore. Therefore, efficient boron emitters emit typically green to red light, while

configurationally stable blue emitters, suitable for applications in OLEDs are yet to be developed.

One of the subclasses of helicenes with exceptionally strong emission are MR-TADF emitters, many of which have been used in OLEDs. The general problem to overcome is their rather low  $k_{\text{RISC}}$  due to the relatively high  $\Delta E_{\text{ST}}$ , which contributes to the device efficiency roll-off. Currently, ternary EMLs with an additional sensitizer are used to improve exciton harvesting. Accelerating the RISC would allow the use of a binary layer and thus simplify device fabrication. Moreover, only a few of these helicenes have been tested in CP-OLEDs, typically achieving an average  $g_{\text{EL}}$ , which correlates with the material property  $g_{\text{PL}}$ .

In general, the strategy for improving the dissymmetry factors, should focus on engineering the magnetic dipole moment so that  $S_1 \rightarrow S_0$  is magnetically allowed,<sup>150</sup> and optimizing angle  $\theta_{\mu,m}$  between the  $m$  and  $\mu$  vectors. Indeed, some correlations have been observed, including the relation between the molecular symmetry and  $g_{\text{lum}}$ ,<sup>149,157,192</sup> as well as the area of the inner cavity of the helix and  $m$ .<sup>193</sup> However, despite considerable efforts to elucidate the design principle of CPL materials, a comprehensive understanding has not yet been achieved. Therefore, the development of superior CPL materials requires systematic structural modification of molecular scaffolds that have already been identified as demonstrating satisfactory  $g_{\text{lum}}$  values and decent photoluminescence quantum yields. While this is a promising approach, new scaffolds should also be investigated. It appears that the progress in this field will be mainly achieved by combined efforts of many groups, working on different types of boron-containing helicenes and other chiral  $\pi$ -conjugated compounds, optimizing their molecular structures in a trial-and-error manner.

These studies should also consider other essential factors, such as chemical stability, photostability, resistance to racemization and color purity for CP emitters, as these parameters, except for the configurational stability, cannot be easily predicted. Obtaining materials that excel in each of these areas would be highly desirable. However, it has been demonstrated by numerous studies that the tested compounds typically fall short in at least one (more often in several) of these parameters. For instance, a compound may display appreciable  $g_{\text{lum}}$  and angle  $\theta_{\mu,m}$  but relatively low configurational stability, which limits the available processing methods, excludes the possibility of annealing and reduces the device lifetime due to possible racemization. On the other hand, the compound displaying good optical properties and high enantiomerization or diastereomerization barrier may undergo slow degradation upon exposure to light. Thus, it is highly challenging to meet all the requirements for a certain application in a single molecule or material.

In addition, to realize real-world devices, the multivariate optimization of chiral materials has to be complemented by the general progress in device physics and fabrication, increasing the complexity of this nontrivial task.

By targeting these aspects, boron helicenes have a chance to move from fundamental academic research to practical application in CP-OLED devices in the foreseeable future. Apart from the use of B-helicenes in OLEDs, they are highly interesting for





application in bioimaging and as semiconducting materials or chiral dopants, although such studies are still quite exotic. We expect that the increasing activity in the field of boron-containing helicenes will lead to breakthroughs in these and other areas beyond the use of these compounds as emitters.

## Author contributions

ANK conceptualized, ANK, PTG, and KRN wrote, ANK edited, ANK and PTG reviewed the Perspective.

## Conflicts of interest

There are no conflicts to declare.

## Acknowledgements

A. N.-K. thanks the German Research Foundation (DFG) for an Emmy-Noether Fellowship (NO 1459/1-1) and the Hector Fellow Academy (HFA) for financial support. Dedicated to Professor Frank Würthner on the occasion of his 60th birthday.

## References

- 1 T. Mori, *Chem. Rev.*, 2021, **121**, 2373–2412.
- 2 R. H. Martin, *Angew. Chem., Int. Ed.*, 1974, **13**, 649–660.
- 3 A. Urbano, *Angew. Chem., Int. Ed.*, 2003, **42**, 3986–3989.
- 4 S. K. Collins and M. P. Vachon, *Org. Biomol. Chem.*, 2006, **4**, 2518–2524.
- 5 S. Grimme, J. Harren, A. Sobanski and F. Vögtle, *Eur. J. Org. Chem.*, 1998, **1998**, 1491–1509.
- 6 M. Gingras, *Chem. Soc. Rev.*, 2013, **42**, 1051–1095.
- 7 K. Dhbaibi, L. Favereau and J. Crassous, *Chem. Rev.*, 2019, **119**, 8846–8953.
- 8 J. R. Brandt, F. Salerno and M. J. Fuchter, *Nat. Rev. Chem.*, 2017, **1**, 0045.
- 9 L. Arrico, L. Di Bari and F. Zinna, *Chem.–Eur. J.*, 2021, **27**, 2920–2934.
- 10 W.-L. Zhao, M. Li, H.-Y. Lu and C.-F. Chen, *Chem. Commun.*, 2019, **55**, 13793–13803.
- 11 K. Dhbaibi, L. Abella, S. Meunier-Della-Gatta, T. Roisnel, N. Vanthuyne, B. Jamoussi, G. Pieters, B. Racine, E. Quesnel, J. Autschbach, J. Crassous and L. Favereau, *Chem. Sci.*, 2021, **12**, 5522–5533.
- 12 L. Zhang, I. Song, J. Ahn, M. Han, M. Linares, M. Surin, H.-J. Zhang, J. H. Oh and J. Lin, *Nat. Commun.*, 2021, **12**, 142.
- 13 A. C. Shaikh, J. Moutet, J. M. Veleta, M. M. Hossain, J. Bloch, A. V. Astashkin and T. L. Gianetti, *Chem. Sci.*, 2020, **11**, 11060–11067.
- 14 D. H. Waldeck, R. Naaman and Y. Paltiel, *APL Mater.*, 2021, **9**, 040902.
- 15 C. Shen, G. h. Loas, M. Srebro-Hooper, N. Vanthuyne, L. Toupet, O. Cador, F. Paul, J. T. López Navarrete, F. J. Ramírez, B. Nieto-Ortega, J. Casado, J. Autschbach, M. Vallet and J. Crassous, *Angew. Chem., Int. Ed.*, 2016, **55**, 8062–8066.
- 16 S. Pascal, C. Besnard, F. Zinna, L. Di Bari, B. Le Guennic, D. Jacquemin and J. Lacour, *Org. Biomol. Chem.*, 2016, **14**, 4590–4594.
- 17 P. Ravat, T. Šolomek and M. Juriček, *ChemPhotoChem*, 2019, **3**, 180–186.
- 18 M. J. Narcis and N. Takenaka, *Eur. J. Org. Chem.*, 2014, **2014**, 21–34.
- 19 P. Aillard, A. Voituriez and A. Marinetti, *Dalton Trans.*, 2014, **43**, 15263–15278.
- 20 G. R. Kiel, S. C. Patel, P. W. Smith, D. S. Levine and T. D. Tilley, *J. Am. Chem. Soc.*, 2017, **139**, 18456–18459.
- 21 E. Anger, H. Iida, T. Yamaguchi, K. Hayashi, D. Kumano, J. Crassous, N. Vanthuyne, C. Roussel and E. Yashima, *Polym. Chem.*, 2014, **5**, 4909–4914.
- 22 Y. Lei, K.-P. Wang, S. Chen, Q. Zhang and Z.-Q. Hu, *Spectrochim. Acta, Part A*, 2018, **204**, 295–300.
- 23 A. Tsurusaki and K. Kamikawa, *Chem. Lett.*, 2021, **50**, 1913–1932.
- 24 Y.-F. Wu, L. Zhang, Q. Zhang, S.-Y. Xie and L.-S. Zheng, *Org. Chem. Front.*, 2022, **9**, 4726–4743.
- 25 F. Aribot, A. Merle, P. Dechambenoit, H. Bock, A. Artigas, N. Vanthuyne, Y. Carissan, D. Hagebaum-Reignier, Y. Coquerel and F. Durola, *Angew. Chem., Int. Ed.*, 2023, **62**, e202304058.
- 26 C. Shen, E. Anger, M. Srebro, N. Vanthuyne, K. K. Deol, T. D. Jefferson, G. Muller, J. A. G. Williams, L. Toupet, C. Roussel, J. Autschbach, R. Réau and J. Crassous, *Chem. Sci.*, 2014, **5**, 1915–1927.
- 27 N. Saleh, C. Shen and J. Crassous, *Chem. Sci.*, 2014, **5**, 3680–3694.
- 28 M. Vanga, R. A. Lalancette and F. Jäkle, *Chem.–Eur. J.*, 2019, **25**, 10133–10140.
- 29 D. L. Crossley, I. A. Cade, E. R. Clark, A. Escande, M. J. Humphries, S. M. King, I. Vitorica-Yrezabal, M. J. Ingleson and M. L. Turner, *Chem. Sci.*, 2015, **6**, 5144–5151.
- 30 E. von Grotthuss, A. John, T. Kaese and M. Wagner, *Asian J. Org. Chem.*, 2018, **7**, 37–53.
- 31 S. K. Møllerup and S. Wang, *Trends Chem.*, 2019, **1**, 77–89.
- 32 Z. Zhou, A. Wakamiya, T. Kushida and S. Yamaguchi, *J. Am. Chem. Soc.*, 2012, **134**, 4529–4532.
- 33 S. Yamaguchi, S. Akiyama and K. Tamao, *J. Am. Chem. Soc.*, 2000, **122**, 6335–6336.
- 34 Z. Yuan, N. J. Taylor, T. B. Marder, I. D. Williams, S. K. Kurtz and L.-T. Cheng, *J. Chem. Soc., Chem. Commun.*, 1990, 1489–1492, DOI: [10.1039/C39900001489](https://doi.org/10.1039/C39900001489).
- 35 Z. Yuan, N. J. Taylor, R. Ramachandran and T. B. Marder, *Appl. Organomet. Chem.*, 1996, **10**, 305–316.
- 36 S. Griesbeck, M. Ferger, C. Czernetzi, C. Wang, R. Bertermann, A. Friedrich, M. Haehnel, D. Sieh, M. Taki, S. Yamaguchi and T. B. Marder, *Chem.–Eur. J.*, 2019, **25**, 7679–7688.
- 37 J. C. Doty, B. Babb, P. J. Grisdale, M. Glogowski and J. L. R. Williams, *J. Organomet. Chem.*, 1972, **38**, 229–236.
- 38 E. Krause and B. Dtsch, *Chem. Ges.*, 1924, **57**, 216–217.
- 39 H. C. Brown and V. H. Dodson, *J. Am. Chem. Soc.*, 1957, **79**, 2302–2306.



- 40 C. Reus, S. Weidlich, M. Bolte, H.-W. Lerner and M. Wagner, *J. Am. Chem. Soc.*, 2013, **135**, 12892–12907.
- 41 Y. Kim, H. Zhao and F. P. Gabbaï, *Angew. Chem., Int. Ed.*, 2009, **48**, 4957–4960.
- 42 H. Li, A. Sundararaman, K. Venkatasubbaiah and F. Jäkle, *J. Am. Chem. Soc.*, 2007, **129**, 5792–5793.
- 43 V. M. Hertz, N. Ando, M. Hirai, M. Bolte, H.-W. Lerner, S. Yamaguchi and M. Wagner, *Organometallics*, 2017, **36**, 2512–2519.
- 44 M. Schnitzlein, K. Shoyama and F. Würthner, *Chem. Sci.*, 2024, **15**, 2984–2989.
- 45 R. Hecht, J. Kade, D. Schmidt and A. Nowak-Król, *Chem.–Eur. J.*, 2017, **23**, 11620–11628.
- 46 A. Wakamiya, T. Taniguchi and S. Yamaguchi, *Angew. Chem., Int. Ed.*, 2006, **45**, 3170–3173.
- 47 R. Zhao, C. Dou, Z. Xie, J. Liu and L. Wang, *Angew. Chem., Int. Ed.*, 2016, **55**, 5313–5317.
- 48 Y.-L. Rao, H. Amarne, L. D. Chen, M. L. Brown, N. J. Mosey and S. Wang, *J. Am. Chem. Soc.*, 2013, **135**, 3407–3410.
- 49 J. Wang, B. Jin, N. Wang, T. Peng, X. Li, Y. Luo and S. Wang, *Macromolecules*, 2017, **50**, 4629–4638.
- 50 S. K. Møllerup, C. Li, X. Wang and S. Wang, *J. Org. Chem.*, 2018, **83**, 11970–11977.
- 51 N. Ishida, T. Moriya, T. Goya and M. Murakami, *J. Org. Chem.*, 2010, **75**, 8709–8712.
- 52 A. Job, A. Wakamiya, G. Kehr, G. Erker and S. Yamaguchi, *Org. Lett.*, 2010, **12**, 5470–5473.
- 53 V. F. Pais, M. M. Alcaide, R. López-Rodríguez, D. Collado, F. Nájera, E. Pérez-Inestrosa, E. Álvarez, J. M. Lassaletta, R. Fernández, A. Ros and U. Pischel, *Chem.–Eur. J.*, 2015, **21**, 15369–15376.
- 54 C. Shen, M. Srebro-Hooper, M. Jean, N. Vanthuyne, L. Toupet, J. A. G. Williams, A. R. Torres, A. J. Riives, G. Muller, J. Autschbach and J. Crassous, *Chem.–Eur. J.*, 2017, **23**, 407–418.
- 55 J. Full, S. P. Panchal, J. Götz, A.-M. Krause and A. Nowak-Król, *Angew. Chem., Int. Ed.*, 2021, **60**, 4350–4357.
- 56 F. Full, Q. Wölflick, K. Radacki, H. Braunschweig and A. Nowak-Król, *Chem.–Eur. J.*, 2022, **28**, e202202280.
- 57 J. Full, M. J. Wildervanck, C. Dillmann, S. P. Panchal, D. Volland, F. Full, K. Meerholz and A. Nowak-Król, *Chem.–Eur. J.*, 2023, **29**, e202302808.
- 58 F. Full, M. J. Wildervanck, D. Volland and A. Nowak-Król, *Synlett*, 2023, **34**, 477–482.
- 59 J. M. Murphy, X. Liao and J. F. Hartwig, *J. Am. Chem. Soc.*, 2007, **129**, 15434–15435.
- 60 Z. Domínguez, R. López-Rodríguez, E. Álvarez, S. Abbate, G. Longhi, U. Pischel and A. Ros, *Chem.–Eur. J.*, 2018, **24**, 12660–12668.
- 61 M. A. Larsen and J. F. Hartwig, *J. Am. Chem. Soc.*, 2014, **136**, 4287–4299.
- 62 A. Ros, B. Estepa, R. López-Rodríguez, E. Álvarez, R. Fernández and J. M. Lassaletta, *Angew. Chem., Int. Ed.*, 2011, **50**, 11724–11728.
- 63 D. Volland, J. Niedens, P. T. Geppert, M. J. Wildervanck, F. Full and A. Nowak-Król, *Angew. Chem., Int. Ed.*, 2023, **62**, e202304291.
- 64 X. A. F. Cook, A. de Gombert, J. McKnight, L. R. E. Pantaine and M. C. Willis, *Angew. Chem., Int. Ed.*, 2021, **60**, 11068–11091.
- 65 H. Hirai, K. Nakajima, S. Nakatsuka, K. Shiren, J. Ni, S. Nomura, T. Ikuta and T. Hatakeyama, *Angew. Chem., Int. Ed.*, 2015, **54**, 13581–13585.
- 66 T. Hatakeyama, K. Shiren, K. Nakajima, S. Nomura, S. Nakatsuka, K. Kinoshita, J. Ni, Y. Ono and T. Ikuta, *Adv. Mater.*, 2016, **28**, 2777–2781.
- 67 S. Oda, W. Kumano, T. Hama, R. Kawasumi, K. Yoshiura and T. Hatakeyama, *Angew. Chem., Int. Ed.*, 2021, **60**, 2882–2886.
- 68 M. Yang, I. S. Park and T. Yasuda, *J. Am. Chem. Soc.*, 2020, **142**, 19468–19472.
- 69 J.-K. Li, X.-Y. Chen, Y.-L. Guo, X.-C. Wang, A. C. H. Sue, X.-Y. Cao and X.-Y. Wang, *J. Am. Chem. Soc.*, 2021, **143**, 17958–17963.
- 70 Y. Zhang, D. Zhang, T. Huang, A. J. Gillett, Y. Liu, D. Hu, L. Cui, Z. Bin, G. Li, J. Wei and L. Duan, *Angew. Chem., Int. Ed.*, 2021, **60**, 20498–20503.
- 71 T. Katayama, S. Nakatsuka, H. Hirai, N. Yasuda, J. Kumar, T. Kawai and T. Hatakeyama, *J. Am. Chem. Soc.*, 2016, **138**, 5210–5213.
- 72 X.-Y. Wang, T. Dienel, M. Di Giovannantonio, G. B. Barin, N. Kharche, O. Deniz, J. I. Urgel, R. Widmer, S. Stolz, L. H. De Lima, M. Muntwiler, M. Tommasini, V. Meunier, P. Ruffieux, X. Feng, R. Fasel, K. Müllen and A. Narita, *J. Am. Chem. Soc.*, 2017, **139**, 4671–4674.
- 73 X.-Y. Wang, A. Narita, W. Zhang, X. Feng and K. Müllen, *J. Am. Chem. Soc.*, 2016, **138**, 9021–9024.
- 74 X.-Y. Wang, X.-C. Wang, A. Narita, M. Wagner, X.-Y. Cao, X. Feng and K. Müllen, *J. Am. Chem. Soc.*, 2016, **138**, 12783–12786.
- 75 S. Oda, T. Shimizu, T. Katayama, H. Yoshikawa and T. Hatakeyama, *Org. Lett.*, 2019, **21**, 1770–1773.
- 76 L. Menduti, C. Baldoli, S. Manetto, M. Bolte, H.-W. Lerner, G. Longhi, C. Villani, E. Licandro and M. Wagner, *Angew. Chem., Int. Ed.*, 2023, **62**, e202215468.
- 77 T. Hatakeyama, S. Hashimoto, T. Oba and M. Nakamura, *J. Am. Chem. Soc.*, 2012, **134**, 19600–19603.
- 78 S. S. Kothavale, S. A. Iqbal, E. L. Hanover, A. K. Gupta, E. Zysman-Colman and M. J. Ingleson, *Org. Lett.*, 2023, **25**, 8912–8916.
- 79 S. A. Iqbal, M. Uzelac, I. Nawaz, Z. Wang, T. H. Jones, K. Yuan, C. R. P. Millet, G. S. Nichol, G. A. Chotana and M. J. Ingleson, *Chem. Sci.*, 2023, **14**, 3865–3872.
- 80 B. P. Dash, I. Hamilton, D. J. Tate, D. L. Crossley, J.-S. Kim, M. J. Ingleson and M. L. Turner, *J. Mater. Chem. C*, 2019, **7**, 718–724.
- 81 D. L. Crossley, L. Urbano, R. Neumann, S. Bourke, J. Jones, L. A. Dailey, M. Green, M. J. Humphries, S. M. King, M. L. Turner and M. J. Ingleson, *ACS Appl. Mater. Interfaces*, 2017, **9**, 28243–28249.
- 82 K. Yuan, D. Volland, S. Kirschner, M. Uzelac, G. S. Nichol, A. Nowak-Król and M. J. Ingleson, *Chem. Sci.*, 2022, **13**, 1136–1145.



- 83 Y. Appiarius, S. Míguez-Lago, P. Puylaert, N. Wolf, S. Kumar, M. Molkenhuth, D. Miguel, T. Neudecker, M. Juriček, A. G. Campaña and A. Staubitz, *Chem. Sci.*, 2024, **15**, 466–476.
- 84 Y. Appiarius, T. Stauch, E. Lork, P. Rusch, N. C. Bigall and A. Staubitz, *Org. Chem. Front.*, 2021, **8**, 10–17.
- 85 M. Numano, N. Nagami, S. Nakatsuka, T. Katayama, K. Nakajima, S. Tatsumi, N. Yasuda and T. Hatakeyama, *Chem.–Eur. J.*, 2016, **22**, 11574–11577.
- 86 Z. Sun, C. Yi, Q. Liang, C. Bingi, W. Zhu, P. Qiang, D. Wu and F. Zhang, *Org. Lett.*, 2020, **22**, 209–213.
- 87 Z. Sun, C. Yu, N. Zhang, L. Li, Y. Jiao, P. Thiruvengadam, D. Wu and F. Zhang, *Org. Lett.*, 2022, **24**, 6670–6675.
- 88 D.-T. Yang, T. Nakamura, Z. He, X. Wang, A. Wakamiya, T. Peng and S. Wang, *Org. Lett.*, 2018, **20**, 6741–6745.
- 89 D. Tan, J. Dong, T. Ma, Q. Feng, S. Wang and D.-T. Yang, *Angew. Chem., Int. Ed.*, 2023, **62**, e202304711.
- 90 K. Schickedanz, T. Trageser, M. Bolte, H.-W. Lerner and M. Wagner, *Chem. Commun.*, 2015, **51**, 15808–15810.
- 91 J. Radtke, K. Schickedanz, M. Bamberg, L. Menduti, D. Schollmeyer, M. Bolte, H.-W. Lerner and M. Wagner, *Chem. Sci.*, 2019, **10**, 9017–9027.
- 92 F. Miyamoto, S. Nakatsuka, K. Yamada, K.-I. Nakayama and T. Hatakeyama, *Org. Lett.*, 2015, **17**, 6158–6161.
- 93 A. J. Warner, J. R. Lawson, V. Fasano and M. J. Ingleson, *Angew. Chem., Int. Ed.*, 2015, **54**, 11245–11249.
- 94 D. L. Crossley, R. J. Kahan, S. Endres, A. J. Warner, R. A. Smith, J. Cid, J. J. Dunsford, J. E. Jones, I. Vitorica-Yrezabal and M. J. Ingleson, *Chem. Sci.*, 2017, **8**, 7969–7977.
- 95 R. J. Kahan, D. L. Crossley, J. Cid, J. E. Radcliffe, A. W. Woodward, V. Fasano, S. Endres, G. F. S. Whitehead and M. J. Ingleson, *Chem. Commun.*, 2018, **54**, 9490–9493.
- 96 D. Ho, R. Ozdemir, H. Kim, T. Earmme, H. Usta and C. Kim, *ChemPlusChem*, 2019, **84**, 18–37.
- 97 B. M. Squeo, L. Ganzer, T. Virgili and M. Pasini, *Molecules*, 2021, **26**, 153.
- 98 P. Kaur and K. Singh, *J. Mater. Chem. C*, 2019, **7**, 11361–11405.
- 99 G. Ulrich, R. Ziesel and A. Harriman, *Angew. Chem., Int. Ed.*, 2008, **47**, 1184–1201.
- 100 E. M. Sánchez-Carnerero, F. Moreno, B. L. Maroto, A. R. Agarrabeitia, J. Bañuelos, T. Arbeloa, I. López-Arbeloa, M. J. Ortiz and S. d. I. Moya, *Chem. Commun.*, 2013, **49**, 11641–11643.
- 101 H. Lu, J. Mack, T. Nyokong, N. Kobayashi and Z. Shen, *Coord. Chem. Rev.*, 2016, **318**, 1–15.
- 102 C. Maeda, K. Nagahata, T. Shirakawa and T. Ema, *Angew. Chem., Int. Ed.*, 2020, **59**, 7813–7817.
- 103 P. Moneva Lorente, A. Wallabregue, F. Zinna, C. Besnard, L. Di Bari and J. Lacour, *Org. Biomol. Chem.*, 2020, **18**, 7677–7684.
- 104 V. Silber, M. Jean, N. Vanthuyne, N. Del Rio, P. Matozzo, J. Crassous and R. Ruppert, *Org. Biomol. Chem.*, 2023, **21**, 8924–8935.
- 105 H. Ito, H. Sakai, Y. Suzuki, J. Kawamata and T. Hasobe, *Chem.–Eur. J.*, 2020, **26**, 316–325.
- 106 M. Koli, S. Gupta, S. Chakraborty, A. Ghosh, R. Ghosh, A. P. Wadawale, T. K. Ghanty, B. S. Patro and S. Mula, *Chem.–Eur. J.*, 2023, **29**, e202301605.
- 107 Y. Xu, Z. Ni, Y. Xiao, Z. Chen, S. Wang, L. Gai, Y.-X. Zheng, Z. Shen, H. Lu and Z. Guo, *Angew. Chem., Int. Ed.*, 2023, **62**, e202218023.
- 108 C. Tahtaoui, C. Thomas, F. Rohmer, P. Klotz, G. Duportail, Y. Mély, D. Bonnet and M. Hibert, *J. Org. Chem.*, 2007, **72**, 269–272.
- 109 E. M. Sánchez-Carnerero, F. Moreno, B. L. Maroto, A. R. Agarrabeitia, M. J. Ortiz, B. G. Vo, G. Muller and S. d. I. Moya, *J. Am. Chem. Soc.*, 2014, **136**, 3346–3349.
- 110 R. B. Alnoman, S. Rihn, D. C. O'Connor, F. A. Black, B. Costello, P. G. Waddell, W. Clegg, R. D. Peacock, W. Herrebout, J. G. Knight and M. J. Hall, *Chem.–Eur. J.*, 2016, **22**, 93–96.
- 111 N. Algoazy, R. G. Clarke, T. J. Penfold, P. G. Waddell, M. R. Probert, R. Aerts, W. Herrebout, P. Stachelek, R. Pal, M. J. Hall and J. G. Knight, *ChemPhotoChem*, 2022, **6**, e202200090.
- 112 X. Zhang, A. A. Sukhanov, X. Liu, M. Taddei, J. Zhao, A. Harriman, V. K. Voronkova, Y. Wan, B. Dick and M. Di Donato, *Chem. Sci.*, 2023, **14**, 5014–5027.
- 113 A. Loudet, R. Bandichhor, K. Burgess, A. Palma, S. O. McDonnell, M. J. Hall and D. F. O'Shea, *Org. Lett.*, 2008, **10**, 4771–4774.
- 114 M. Kaur, A. Janaagal, N. Balsukuri and I. Gupta, *Coord. Chem. Rev.*, 2024, **498**, 215428.
- 115 R. Clarke, K. L. Ho, A. A. Alsimaree, O. J. Woodford, P. G. Waddell, J. Bogaerts, W. Herrebout, J. G. Knight, R. Pal, T. J. Penfold and M. J. Hall, *ChemPhotoChem*, 2017, **1**, 513–517.
- 116 A. A. Watson, A. C. Willis and S. B. Wild, *J. Organomet. Chem.*, 1993, **445**, 71–78.
- 117 M. Rickhaus, L. Jundt and M. Mayor, *Chimia*, 2016, **70**, 192.
- 118 C. Goedicke and H. Stegemeyer, *Tetrahedron Lett.*, 1970, **11**, 937–940.
- 119 R. H. Martin and M. J. Marchant, *Tetrahedron*, 1974, **30**, 347–349.
- 120 J. Barroso, J. L. Cabellos, S. Pan, F. Murillo, X. Zarate, M. A. Fernandez-Herrera and G. Merino, *Chem. Commun.*, 2018, **54**, 188–191.
- 121 S. D. Dreher, D. J. Weix and T. J. Katz, *J. Org. Chem.*, 1999, **64**, 3671–3678.
- 122 K. Nakano, Y. Hidehira, K. Takahashi, T. Hiyama and K. Nozaki, *Angew. Chem., Int. Ed.*, 2005, **44**, 7136–7138.
- 123 H. Oyama, K. Nakano, T. Harada, R. Kuroda, M. Naito, K. Nobusawa and K. Nozaki, *Org. Lett.*, 2013, **15**, 2104–2107.
- 124 N. Terada, K. Uematsu, R. Higuchi, Y. Tokimaru, Y. Sato, K. Nakano and K. Nozaki, *Chem.–Eur. J.*, 2021, **27**, 9342–9349.
- 125 T. Hensel, N. N. Andersen, M. Plesner and M. Pittelkow, *Synlett*, 2016, **27**, 498–525.
- 126 A. D. Becke, *Phys. Rev. A*, 1988, **38**, 3098–3100.
- 127 C. Lee, W. Yang and R. G. Parr, *Phys. Rev. B: Condens. Matter Mater. Phys.*, 1988, **37**, 785–789.
- 128 A. D. Becke, *J. Chem. Phys.*, 1993, **98**, 1372–1377.



- 129 A. Schäfer, C. Huber and R. Ahlrichs, *J. Chem. Phys.*, 1994, **100**, 5829–5835.
- 130 F. Weigend and R. Ahlrichs, *Phys. Chem. Chem. Phys.*, 2005, **7**, 3297–3305.
- 131 F. Weigend, *Phys. Chem. Chem. Phys.*, 2006, **8**, 1057–1065.
- 132 K. Kato, Y. Segawa and K. Itami, *Synlett*, 2019, **30**, 370–377.
- 133 Y. Zhao and D. G. Truhlar, *Theor. Chem. Acc.*, 2008, **120**, 215–241.
- 134 G. Meng, J. Zhou, X.-S. Han, W. Zhao, Y. Zhang, M. Li, C.-F. Chen, D. Zhang and L. Duan, *Adv. Mater.*, 2024, **36**, 2307420.
- 135 Q. Wang, L. Yuan, C. Qu, T. Huang, X. Song, Y. Xu, Y.-X. Zheng and Y. Wang, *Adv. Mater.*, 2023, **35**, 2305125.
- 136 X. Wu, J.-W. Huang, B.-K. Su, S. Wang, L. Yuan, W.-Q. Zheng, H. Zhang, Y.-X. Zheng, W. Zhu and P.-T. Chou, *Adv. Mater.*, 2022, **34**, 2105080.
- 137 L. E. MacKenzie and R. Pal, *Nat. Rev. Chem.*, 2021, **5**, 109–124.
- 138 Y. Kitagawa, S. Wada, M. D. J. Islam, K. Saita, M. Gon, K. Fushimi, K. Tanaka, S. Maeda and Y. Hasegawa, *Commun. Chem.*, 2020, **3**, 119.
- 139 H. Zheng, W. Li, W. Li, X. Wang, Z. Tang, S. X.-A. Zhang and Y. Xu, *Adv. Mater.*, 2018, **30**, 1705948.
- 140 B. H. Jhun, S. Y. Park and Y. You, *Dyes Pigm.*, 2023, **208**, 110786.
- 141 E. Cavalli, C. Nardon, O. G. Willis, F. Zinna, L. Di Bari, S. Mizzoni, S. Ruggieri, S. C. Gaglio, M. Perduca, C. Zacccone, A. Romeo and F. Piccinelli, *Chem.–Eur. J.*, 2022, **28**, e202200574.
- 142 J. Gong, R. Huang, C. Wang, Z. Zhao, B. Z. Tang and X. Zhang, *Sens. Actuators, B*, 2021, **347**, 130610.
- 143 R. Carr, N. H. Evans and D. Parker, *Chem. Soc. Rev.*, 2012, **41**, 7673–7686.
- 144 P. Stachelek, L. MacKenzie, D. Parker and R. Pal, *Nat. Commun.*, 2022, **13**, 553.
- 145 L. Frédéric, A. Desmarchelier, L. Favereau and G. Pieters, *Adv. Funct. Mater.*, 2021, **31**, 2010281.
- 146 J. R. Brandt, X. Wang, Y. Yang, A. J. Campbell and M. J. Fuchter, *J. Am. Chem. Soc.*, 2016, **138**, 9743–9746.
- 147 D.-W. Zhang, M. Li and C.-F. Chen, *Chem. Soc. Rev.*, 2020, **49**, 1331–1343.
- 148 M. Zhang, Q. Guo, Z. Li, Y. Zhou, S. Zhao, Z. Tong, Y. Wang, G. Li, S. Jin, M. Zhu, T. Zhuang and S.-H. Yu, *Sci. Adv.*, 2023, **9**, eadi9944.
- 149 Y. Nagata and T. Mori, *Front. Chem.*, 2020, **8**, 448.
- 150 H. Kubo, T. Hirose, T. Nakashima, T. Kawai, J.-Y. Hasegawa and K. Matsuda, *J. Phys. Chem. Lett.*, 2021, **12**, 686–695.
- 151 E. Vander Donckt, J. Nasielski, J. R. Greenleaf and J. B. Birks, *Chem. Phys. Lett.*, 1968, **2**, 409–410.
- 152 J. B. Birks, D. J. S. Birch, E. Cordemans and E. Vander Donckt, *Chem. Phys. Lett.*, 1976, **43**, 33–36.
- 153 M. Sapir and E. Vander Donckt, *Chem. Phys. Lett.*, 1975, **36**, 108–110.
- 154 H. Kubo, T. Hirose and K. Matsuda, *Org. Lett.*, 2017, **19**, 1776–1779.
- 155 H. Oyama, M. Akiyama, K. Nakano, M. Naito, K. Nobusawa and K. Nozaki, *Org. Lett.*, 2016, **18**, 3654–3657.
- 156 Y. Sawada, S. Furumi, A. Takai, M. Takeuchi, K. Noguchi and K. Tanaka, *J. Am. Chem. Soc.*, 2012, **134**, 4080–4083.
- 157 H. Tanaka, M. Ikenosako, Y. Kato, M. Fujiki, Y. Inoue and T. Mori, *Commun. Chem.*, 2018, **1**, 38.
- 158 T. H. Dunning Jr, *J. Chem. Phys.*, 1989, **90**, 1007–1023.
- 159 G. Meng, H. Dai, J. Zhou, T. Huang, X. Zeng, Q. Wang, X. Wang, Y. Zhang, T. Fan, D. Yang, D. Ma, D. Zhang and L. Duan, *Chem. Sci.*, 2023, **14**, 979–986.
- 160 Y. Zhang, G. Li, L. Wang, T. Huang, J. Wei, G. Meng, X. Wang, X. Zeng, D. Zhang and L. Duan, *Angew. Chem., Int. Ed.*, 2022, **61**, e202202380.
- 161 Y. Xu, Q. Wang, J. Wei, X. Peng, J. Xue, Z. Wang, S.-J. Su and Y. Wang, *Angew. Chem., Int. Ed.*, 2022, **61**, e202204652.
- 162 W. Yang, N. Li, J. Miao, L. Zhan, S. Gong, Z. Huang and C. Yang, *CCS Chem.*, 2022, **4**, 3463–3471.
- 163 X. Zhang, Z. Wang, Y. Hou, Y. Yan, J. Zhao and B. Dick, *J. Mater. Chem. C*, 2021, **9**, 11944–11973.
- 164 E. Bodio and C. Goze, *Dyes Pigm.*, 2019, **160**, 700–710.
- 165 M. de Jong, L. Seijo, A. Meijerink and F. T. Rabouw, *Phys. Chem. Chem. Phys.*, 2015, **17**, 16959–16969.
- 166 K. Li, G. S. Ming Tong, Q. Wan, G. Cheng, W.-Y. Tong, W.-H. Ang, W.-L. Kwong and C.-M. Che, *Chem. Sci.*, 2016, **7**, 1653–1673.
- 167 Y. Ye, Y. He and X. Xiu, *IEEE Multimed.*, 2015, **22**, 73–81.
- 168 K. Stavrou, A. Danos, T. Hama, T. Hatakeyama and A. Monkman, *ACS Appl. Mater. Interfaces*, 2021, **13**, 8643–8655.
- 169 K. Shizu and H. Kaji, *Commun. Chem.*, 2022, **5**, 53.
- 170 T. Northey and T. J. Penfold, *Org. Electron.*, 2018, **59**, 45–48.
- 171 A. Dey and D. Kabra, *ACS Appl. Mater. Interfaces*, 2018, **10**, 38287–38293.
- 172 H. Nakanotani, T. Higuchi, T. Furukawa, K. Masui, K. Morimoto, M. Numata, H. Tanaka, Y. Sagara, T. Yasuda and C. Adachi, *Nat. Commun.*, 2014, **5**, 4016.
- 173 D. Zhang, X. Song, M. Cai and L. Duan, *Adv. Mater.*, 2018, **30**, 1705250.
- 174 J.-H. Lee, H. Shin, J.-M. Kim, K.-H. Kim and J.-J. Kim, *ACS Appl. Mater. Interfaces*, 2017, **9**, 3277–3281.
- 175 C. Zhang, Y. Lu, Z. Liu, Y. Zhang, X. Wang, D. Zhang and L. Duan, *Adv. Mater.*, 2020, **32**, 2004040.
- 176 T. Huang, Q. Wang, S. Xiao, D. Zhang, Y. Zhang, C. Yin, D. Yang, D. Ma, Z. Wang and L. Duan, *Angew. Chem., Int. Ed.*, 2021, **60**, 23771–23776.
- 177 H. Kaji, H. Suzuki, T. Fukushima, K. Shizu, K. Suzuki, S. Kubo, T. Komino, H. Oiwa, F. Suzuki, A. Wakamiya, Y. Murata and C. Adachi, *Nat. Commun.*, 2015, **6**, 8476.
- 178 Y. Zou, J. He, N. Li, Y. Hu, S. Luo, X. Cao and C. Yang, *Mater. Horiz.*, 2023, **10**, 3712–3718.
- 179 D. Zhang, C. Zhao, Y. Zhang, X. Song, P. Wei, M. Cai and L. Duan, *ACS Appl. Mater. Interfaces*, 2017, **9**, 4769–4777.
- 180 Y. Yang, R. C. da Costa, D.-M. Smilgies, A. J. Campbell and M. J. Fuchter, *Adv. Mater.*, 2013, **25**, 2624–2628.
- 181 D.-M. Lee, J.-W. Song, Y.-J. Lee, C.-J. Yu and J.-H. Kim, *Adv. Mater.*, 2017, **29**, 1700907.
- 182 L. Wan, J. Wade, F. Salerno, O. Arteaga, B. Laidlaw, X. Wang, T. Penfold, M. J. Fuchter and A. J. Campbell, *ACS Nano*, 2019, **13**, 8099–8105.





- 183 Y. Min, C. Dou, D. Liu, H. Dong and J. Liu, *J. Am. Chem. Soc.*, 2019, **141**, 17015–17021.
- 184 J. M. Farrell, C. Mützel, D. Bialas, M. Rudolf, K. Menekse, A.-M. Krause, M. Stolte and F. Würthner, *J. Am. Chem. Soc.*, 2019, **141**, 9096–9104.
- 185 K. Matsuo, S. Saito and S. Yamaguchi, *Angew. Chem., Int. Ed.*, 2016, **55**, 11984–11988.
- 186 Y. Lu and J. Chen, *Nat. Rev. Chem.*, 2020, **4**, 127–142.
- 187 Y. Lu, Q. Zhang, L. Li, Z. Niu and J. Chen, *Chem*, 2018, **4**, 2786–2813.
- 188 M. E. Bhosale, S. Chae, J. M. Kim and J.-Y. Choi, *J. Mater. Chem. A*, 2018, **6**, 19885–19911.
- 189 J. Xie, P. Gu and Q. Zhang, *ACS Energy Lett.*, 2017, **2**, 1985–1996.
- 190 S. Wang, Q. Wang, P. Shao, Y. Han, X. Gao, L. Ma, S. Yuan, X. Ma, J. Zhou, X. Feng and B. Wang, *J. Am. Chem. Soc.*, 2017, **139**, 4258–4261.
- 191 S. Gu, S. Wu, L. Cao, M. Li, N. Qin, J. Zhu, Z. Wang, Y. Li, Z. Li, J. Chen and Z. Lu, *J. Am. Chem. Soc.*, 2019, **141**, 9623–9628.
- 192 H. Tanaka, Y. Kato, M. Fujiki, Y. Inoue and T. Mori, *J. Phys. Chem. A*, 2018, **122**, 7378–7384.
- 193 R. G. Uceda, C. M. Cruz, S. Míguez-Lago, L. Á. de Cienfuegos, G. Longhi, D. A. Pelta, P. Novoa, A. J. Mota, J. M. Cuerva and D. Miguel, *Angew. Chem., Int. Ed.*, 2024, **63**, e202316696.

