


 Cite this: *RSC Adv.*, 2025, 15, 12698

 Received 3rd December 2024  
 Accepted 11th April 2025

DOI: 10.1039/d4ra08527b

[rsc.li/rsc-advances](https://rsc.li/rsc-advances)

# Eco-friendly methods for the synthesis of *N*-acyl pyrazole derivatives with luminescent properties†

 Eliza Świętczak,<sup>ab</sup> Michał Rachwałski<sup>b</sup> and Adam Marek Pieczonka<sup>ab</sup>

A comparison of green methods for the synthesis of *N*-acyl pyrazoles starting from aromatic carbohydrazide derivatives and 1,3-diketones is presented. Special attention was focused on reactions utilizing a ball mill enabling the synthesis of novel pyrazole derivatives with optimal yield and reproducibility. The use of this approach facilitated the synthesis of target compounds exhibiting solid-state luminescent properties attributable to the phenomenon of aggregation-induced emission (AIE). Additionally, efforts were made to prepare thin, luminescent solid-state films, allowing for the assessment of which synthesized compounds may have potential applications in organic electronics.

## Introduction

Pyrazole derivatives represent a crucial class of heterocyclic organic molecules possessing substantial utilization potential, especially owing to their biological characteristics.<sup>1–3</sup> However, the literature also reports pyrazole derivatives exhibiting luminescent properties in the solid state associated with the phenomenon of Aggregation-Induced Emission (AIE).<sup>4</sup> *N*-Acyl pyrazole derivatives are less explored; however, their significance as biologically active compounds is equally important due to the presence of an additional carbonyl group.<sup>4–6</sup> Compounds of this type can be obtained through direct acylation of the pyrazole ring utilizing, for example, acid chlorides,<sup>7,8</sup> or through oxidative amidation reactions.<sup>9,10</sup> Another approach involves cyclocondensation reactions utilizing carbohydrazide derivatives and carbonyl compounds.<sup>11</sup> The most commonly described example in the literature is the reaction between hydrazides and 1,3-diketones, which requires additional activation to obtain the pyrazole ring. These reactions are most commonly catalysed by Lewis acids<sup>12</sup> or Brønsted acids and can be conducted under solvent-free conditions.<sup>13</sup> Reactions catalysed by microwaves<sup>14</sup> or performed using grinding<sup>15</sup> are also conducted without the use of a solvent, while the utilization of ultrasonication typically requires the use of a solvent such as ethanol.<sup>16</sup> The synthesis of *N*-acyl pyrazole derivatives can even be carried out using solvents such as a mixture of glycerol–water<sup>17</sup> or employing lemon juice as the reaction medium.<sup>18</sup> Most of the presented synthetic methods can be considered as

eco-friendly, however, they are typically described for a narrow scope of substrates.

Taking this into account, as well as our interest in synthesizing compounds with luminescent properties,<sup>19</sup> we have decided to conduct the synthesis of a series of *N*-acyl pyrazole derivatives using environmentally friendly methods, starting from aromatic hydrazide derivatives (Scheme 1).

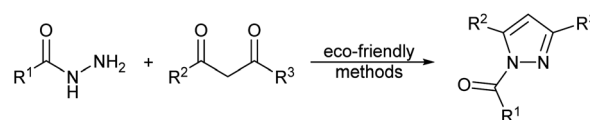
## Results and discussion

The initial reaction attempts were conducted utilizing furan-2-carboxylic acid hydrazide and 2,5-pentanedione, employing ultrasonic catalysis, microwave irradiation, grinding using a ball mill, as well as a reaction conducted in lemon juice. After optimizing the reaction conditions for each method, we expanded our investigations to include the hydrazides of biphenyl carboxylic acid and 2-naphthoic acid (Table 1). In all cases, the influence of the catalyst (piperidine, acetic acid, or sulfuric acid(vi)) and reaction time was examined. For reactions catalyzed by ultrasound and those conducted in a microwave reactor, the effect of temperature was also studied. In the case of ball mill utilization, the impact of milling frequency and the number of grinding balls on the efficiency of the process was investigated. In summary, the reactions conducted in the ultrasonic bath lasted for 75 minutes and required ethanol as a solvent, along with a catalytic amount of acetic acid as a catalyst. Synthesis in the vibratory ball mill required a catalytic amount of sulfuric acid but was conducted without a solvent for

<sup>a</sup>University of Lodz, Doctoral School of Exact and Natural Sciences, Matejki 21/23, 90-237 Lodz, Poland

<sup>b</sup>University of Lodz, Faculty of Chemistry, Department of Organic and Applied Chemistry, Tamka 12, PL-91-403, Lodz, Poland. E-mail: adam.pieczonka@chemia.uni.lodz.pl




† Electronic supplementary information (ESI) available. See DOI: <https://doi.org/10.1039/d4ra08527b>



Scheme 1 Synthesis of the *N*-acyl pyrazole derivatives.



Table 1 Comparison of eco-friendly synthesis methods

Product	Selected method			
	Ball mill	Ultrasonic catalysis	Microwave irradiation	Lemon juice
 <b>1a</b>	95%	64%	83%	85%
 <b>1b</b>	67%	60%	29%	39%
 <b>1c</b>	52%	72%	42%	71%

60 minutes with the frequency 22 Hz. The reaction in the microwave reactor lasted for 20 minutes at 120 °C and was conducted without a solvent or catalyst. The synthesis conducted using lemon juice was carried out at room temperature for 24 hours using freshly squeezed lemon juice. In all cases, the products were obtained as solids, which were purified through the crystallization process.

Based on the presented results, we have decided that the most versatile method for synthesizing *N*-acyl pyrazoles is mixing in a ball mill with the addition of a catalytic amount of H<sub>2</sub>SO<sub>4</sub>. In the next approach, we use a broader range of carbohydrazides and different diketones to determine the limitations of this method (Table 2). Because our research aimed to synthesize compounds with luminescent properties, we decided to use carbohydrazide derivatives with large aromatic substituents such as biphenyl, naphthyl, or a coumarin derivative. The presented method is suitable for the synthesis of derivatives containing bulky aromatic substituents (naphthyl, biphenyl, coumarin) and also tolerates the presence of an additional hydroxyl group but the best reactivity was observed for carbohydrazides with electron-donating substituents. Unfortunately, it is limited to derivatives with alkyl groups on the pyrazole ring (all attempts to synthesize 3,5-diphenyl-substituted pyrazole failed due to the lower electrophilicity of the carbonyl atoms in

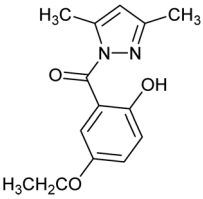
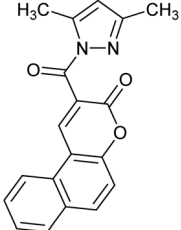
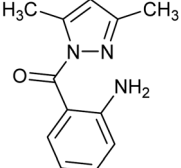
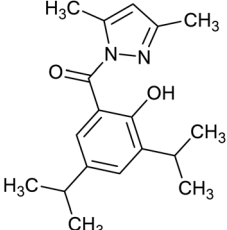
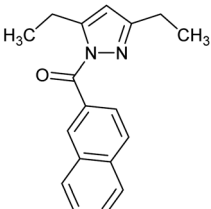

1,3-diphenyl-1,3-propanedione compared to aliphatic diketones). Similarly, the attempt to use nitro-substituted hydrazide did not result in obtaining the expected product (see ESI info†). The reaction with an unsymmetrical diketone (6-methyl-2,4-heptadione) resulted in a mixture of regioisomers **1k** and **1l**, from which only the major product **1k**, could be isolated in pure form (Table 3).

The structure of the compounds **1k** and **1m** was confirmed based on 2D NMR spectra. This compound is formed through the initial attack of the hydrazide on the less sterically hindered carbonyl atom, followed by cyclization involving the second carbonyl group. The same result was obtained for both tested carbohydrazides, and regardless of the method used, compound **1k** and **1m** predominantly formed (the regioisomer ratio was determined based on <sup>1</sup>H NMR spectra).

Among the obtained compounds, the most promising in terms of luminescent properties were the pyrazole derivatives of 4-ethoxy salicylic acid **1d** and **1j**, as well as the coumarin derivative **1e**, for which we decided to conduct further investigations. To determine the application potential of the obtained compounds, absorption and emission spectra were recorded and their photoluminescence quantum yield (PLQY) was measured. Pyrazole derivatives with 4-ethoxy-2-hydroxyphenyl substituent (**1d**, **1j**) exhibited similar absorption maxima (355–



Table 2 Range of obtained products using ball mill method<sup>a</sup>

Product	Selected method		
	Ball mill	Ultrasonic catalysis	Microwave irradiation
 <p><b>1d</b></p>	50%	40%	Trace amount
 <p><b>1e</b></p>	37%	—*	—*
 <p><b>1f</b></p>	42%	18%	37%
 <p><b>1g</b></p>	84%	—*	Trace amount
 <p><b>1h</b></p>	55%	0%	16%
 <p><b>1i</b></p>	34%	0%	23%

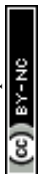

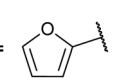
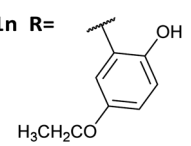


Table 2 (Contd.)

Product	Selected method		
	Ball mill	Ultrasonic catalysis	Microwave irradiation
 <b>1j</b>	61%	28%	Trace amount

<sup>a</sup> —\* Reaction not carried out.

Table 3

Selected method	Yield	Regioisomer ratio		
		1k, 1l	1m, 1n	
				
Ball mill	50%	90	10	
Ultrasonic catalysis	42%	89	11	
Microwave irradiation I	17%	65	35	
				
Ball mill	19%	90	10	

364 nm, see ESI info†) and emission maxima (420–440 nm, Fig. 1), characterized by low luminescence quantum yield in DCM solution (<1%), which increased to 5.2% for a thin solid-state layer. The benzocoumarin derivative **1e** distinctly stood out, with a PLQY of 7.2% in DCM solution, increasing to 20% in a thin solid-state layer. The higher PLQY in the solid state is likely attributed to the aggregation-induced emission (AIE) effect, which has been described for both benzocoumarin derivatives<sup>20</sup> and pyrazole derivatives.<sup>4</sup>

Thin solid-state layers were prepared to determine the film-forming properties of the obtained compounds and to measure their PLQY in the solid state. The thin layers were fabricated using the drop-casting method from toluene solutions onto quartz substrates. The layer prepared for the coumarin derivative was continuous without crystalline elements and emitted light uniformly (Fig. 2), indicating its potential utility as an emissive layer in OLEDs, for example. The luminescent properties and ability to form thin solid films are crucial for the potential application of the studied compounds in organic electronics. The presented preliminary studies confirm that compound **1e** may be considered for further research, particularly regarding its use as an emissive layer in OLED devices. In the next stages of the study, alternative methods for fabricating thin solid films (such as spin-coating, dip-coating, and inkjet printing) will be employed. These techniques will facilitate the production of an OLED prototype incorporating AIE compounds as the emissive layer positioned between other functional layers, as presented in our previous studies.<sup>19</sup>

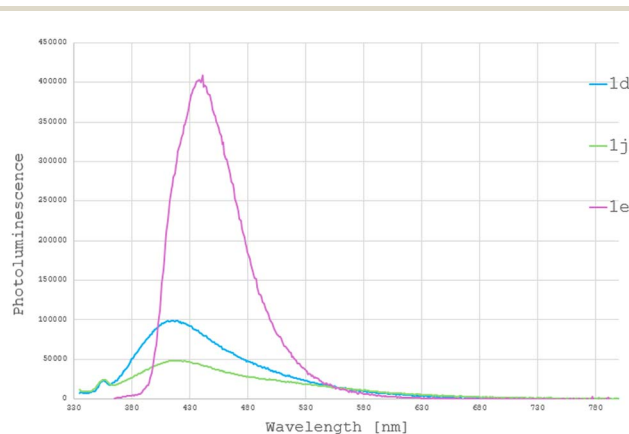


Fig. 1 Emission spectra of selected pyrazoles derivatives.





Fig. 2 Picture of the thin layer of compound **1j** (top) and **1e** (bottom) captured using a digital microscope, illuminated with UV light at a 360–380 nm. The top photograph illustrate crystallization ability of the compound **1j** in the thin layer of the solid. The bottom picture was taken at the edge of the layer to better illustrate the continuity of the layer and the limited crystallization ability of the compound **1e** in the area where the material accumulates.

## Conclusions

Our objective was to compare modern methods for the synthesis of *N*-acyl pyrazole derivatives, and we demonstrated that the use of a ball mill is the most versatile among the eco-friendly methods for synthesizing this group of derivatives. However, for the reaction of simple aromatic hydrazides with 2,4-pentadienone, the sonochemical method also enabled the synthesis of the expected products with high yields. Additionally, some of the obtained compounds exhibited luminescent properties. The most promising of these was the coumarin derivative **1e**, for which a high-quality thin solid layer was also obtained. This, combined with its luminescent properties, suggests potential future applications of this compound, such as in the emissive layer of OLEDs. Typically, the synthesis of emitters used in OLEDs is complex and expensive, whereas *N*-acyl pyrazole derivatives can be synthesized using green, eco-friendly methods.

## Data availability

The data supporting this article have been included as part of the ESI.†

## Author contributions

Conceptualization and methodology, A. M. P. and M. R.; software, E. Ś., A. M. P. and M. R.; investigation, E. Ś.; writing—original draft preparation, E. Ś. and A. M. P.; writing—review and editing, M. R. and A. M. P.; supervision, M. R. All authors have read and agreed to the published version of the manuscript.

## Conflicts of interest

There are no conflicts to declare.

## Notes and references

- J. V. Faria, P. F. Vegi, A. G. C. Migueta, M. S. Santos, N. Boechat and A. M. R. Bernardino, Recently reported biological activities of pyrazole compounds, *Bioorg. Med. Chem.*, 2017, **25**, 5891.
- R. A. Menezes and K. S. Bhat, Synthetic aspects, structural insights and pharmacological potential of pyrazole derivatives: an overview, *Discover Appl. Sci.*, 2025, **7**, 137.
- Z. Zeng, Ch. Liao and L. Yu, Molecules for COVID-19 treatment, *Chin. Chem. Lett.*, 2024, **35**, 109349.
- S. Mukherjee, P. S. Salini, A. Srinivasan and S. Peruncheralthan, AIEE phenomenon: tetraaryl vs. triaryl pyrazoles, *Chem. Commun.*, 2015, **51**, 17148.
- P. Liao and C. He, Azole reagents enabled ligation of peptide acyl pyrazoles for chemical protein synthesis, *Chem. Sci.*, 2024, **15**, 7965.
- K. M. Short, M. A. Estiarte, S. M. Pham, D. C. Williams, L. Igoudin, S. Dash, N. Sandoval, A. Datta, N. Pozzi, E. Di Cera and D. B. Kita, Discovery of novel *N*-acylpyrazoles as potent and selective thrombin inhibitors, *Eur. J. Med. Chem.*, 2023, **246**, 114855.
- K. Otrubova, S. Chatterjee, S. Ghimire, B. F. Cravatt and D. L. Boger, *N*-Acyl pyrazoles: Effective and tunable inhibitors of serine hydrolases, *Bioorg. Med. Chem.*, 2019, **27**, 1693.
- Ch. Volpe, S. Meninno, G. Mirra, J. Overgaard, A. Capobianco and A. Lattanzi, Direct  $\alpha$ -Imination of *N*-Acyl Pyrazoles with Nitrosoarenes, *Org. Lett.*, 2019, **21**, 5305.
- J. M. Ovian, Ch. B. Kelly, V. A. Pistrutto and N. E. Leadbeater, Accessing *N*-Acyl Azoles via Oxoammonium Salt-Mediated Oxidative Amidation, *Org. Lett.*, 2017, **19**, 1286.
- G. P. Wadey, K. E. Doherty, A. L. Sandoval and N. E. Leadbeater, Preparation of novel acyl pyrazoles and triazoles by means of oxidative functionalization reactions, *Heterocycl. Commun.*, 2023, **29**, 20220158.
- B. Á. Pereira, A. V. de Bastos, W. K. O. Teixeira, S. M. Silva, A. F. C. Flores and D. C. Flores, Synthesis of diverse *N*-acyl-



- pyrazoles *via* cyclocondensation of hydrazides with  $\alpha$ -oxo ketene dithioacetal, *Mol. Diversity*, 2017, **21**, 1021.
- 12 G. Yang, X. He, B. Yu and Ch. Hu,  $\text{Cu}_{1.5}\text{PMo}_{12}\text{O}_{40}$ -catalyzed condensation cyclization for the synthesis of substituted pyrazoles, *Appl. Organomet. Chem.*, 2018, **32**, 4532.
- 13 Z. Wang and H. Qin, Solventless syntheses of pyrazole derivatives, *Green Chem.*, 2004, **6**, 90.
- 14 B. R. Vaddula, R. S. Varma and J. Leazer, Mixing with microwaves: solvent-free and catalyst-free synthesis of pyrazoles and diazepines, *Tetrahedron Lett.*, 2013, **54**, 1538.
- 15 P. A. Channar, S. Afzal, S. A. Ejaz, A. Saeed, F. A. Larik, P. A. Mahesar, J. Lecka, J. Sevigny, M. F. Erben and J. Iqbal, Exploration of carboxy pyrazole derivatives: Synthesis, alkaline phosphatase, nucleotide pyrophosphatase/phosphodiesterase and nucleoside triphosphate diphosphohydrolase inhibition studies with potential anticancer profile, *Eur. J. Med. Chem.*, 2018, **156**, 461.
- 16 N. Ghareb, H. A. Elshihawy, M. M. Abdel-Daim and M. A. Helal, Novel pyrazoles and pyrazolo[1,2-*a*]pyridazines as selective COX-2 inhibitors; Ultrasound-assisted synthesis, biological evaluation, and DFT calculations, *Bioorg. Med. Chem. Lett.*, 2017, **27**, 2377.
- 17 Z. Min, Q. Zhang, X. Hong, X. Cao and X. Hu, A Green Protocol for Catalyst-Free Syntheses of Pyrazole in Glycerol-Water Solution, *Asian J. Chem.*, 2015, **27**, 3205.
- 18 V. Milovanovic, Z. D. Petrovic, S. Novakovic, G. A. Bogdanovic, D. Simijonovic and V. P. Petrovic, Structural characterization of benzoyl-1*H*-pyrazole derivatives obtained in lemon juice medium: Experimental and theoretical approach, *J. Mol. Struct.*, 2019, **85**, 1195.
- 19 J. A. Adameczyk, K. Zielonka, S. Kotarba, J. Saramak, I. Glowacki, M. Rachwalski and A. M. Pieczonka, Photophysical properties of novel fluorescent thin solid layers based on the Aggregation Induced Emission of alkoxy-substituted salicylaldehyde azines, *J. Lumin.*, 2021, **229**, 117668.
- 20 Y.-F. Sun, H.-P. Wang, Z.-Y. Chen and W.-Z. Duan, Solid-state Fluorescence Emission and Second-Order Nonlinear Optical Properties of Coumarin-based Fluorophores, *J. Fluoresc.*, 2013, **23**, 123.

