


 Cite this: *RSC Adv.*, 2024, **14**, 28210

 Received 16th July 2024
 Accepted 19th August 2024

DOI: 10.1039/d4ra05122j

rsc.li/rsc-advances

Metal free C–O bond cleavage: a new strategy for the synthesis of substituted oxazoles†

 Shengwang Li,^a Guiqin Liu,^a Zheyang Zhang,^a Ruiling Chen,^{*b} Haiying Tian,^{*b} Huifeng Wang^{*a} and Xiuling Chen ^{*a}

A strategy for the efficient metal-free C–O bond cleavage of ester using amines for the synthesis of substituted oxazoles was developed for the first time. The synthesis proceeded smoothly under metal-free conditions, combining C–O bond cleavage as well as C–N and C–O bond formation in one pot to yield desired products in moderate to excellent yields, and accommodated a wide range of functional groups and substrates.

Introduction

The cleavage of strong C–O bonds and the transformation of biomass into valuable compounds have attracted the attention of many researchers.^{1,2} Currently, C–O bond cleavage is mainly concentrated on phenols, ethers, and alcohols.^{3–5} However, there are relatively few reports on C–O bond cleavage of esters under metal-free conditions.⁶ Therefore, the development of a new strategy for C–O bond cleavage of esters is a primary research endeavor sought by many in modern chemical science. Metal-free-catalyzed reactions are among the most magnetic synthetic methods.⁷ With our continued interest in C–O bond cleavage,⁸ we aim to develop new methods for C–O cleavage and transformation under metal-free conditions.

Heterocyclic compounds play a crucial role in drug discovery and medicinal chemistry owing to their unique structural properties and biological activities.^{9–12} Five-membered heterocyclic compounds containing oxygen and nitrogen atoms, such as substituted oxazoles, are prominent heterocyclic structures. Substituted oxazole is a prominent five-membered heterocyclic structure that widely exists in plenty of natural products, drugs, and biological compounds and exhibits activity against diabetes, Gram-positive and Gram-negative bacterial infections, breast cancer, and pancreatic cancer. For example, oxaprozin, a substituted oxazole, is widely used to treat rheumatoid arthritis, osteoarthritis, ankylosing spondylitis, cervical spondylosis, and peri-arthritis of the shoulder.^{9–12} The synthesis of substituted oxazole derivatives has attracted increasing attention owing to the unique properties of the oxazole moiety. Recently, a variety of highly efficient methods have been

reported for the synthesis of substituted oxazoles, such as cyclization of benzylamines with 1,2-dicarbonyls, 1,3-dicarbonyls, α -bromo ketones, aldehydes, alkenes, chalcones, ketones,^{13–19} and other moieties.²⁰ Although multitudinous efficient methods have been developed to prepare substituted oxazoles, the substrate scope of amines is mainly limited to benzylamine. Recently, Li's group developed a novel method for the preparation of substituted oxazoles *via* CO₂/photoredox-cocatalyzed tandem oxidative cyclization of α -bromo ketones and amines. Alkyl-substituted amines were also tolerated in this reaction. However, since CO₂ gas and eosin Y were used in the reaction system, the photocatalyst suffered from poor stability and was easily destroyed by light and oxidants, thus remaining in drug molecules. Additionally, the reaction rate was slow and required a longer exposure to light. Hence, the exploration of more efficient methods for the preparation of substituted oxazoles is in continuous demand.

Herein, we developed a novel method for substituted oxazole synthesis through cyclization of substituted 2-oxo-2-phenylethyl acetate and amines *via* highly chemoselective C–O bond cleavage as well as C–N and C–O bond formation in one pot (eqn (1)). Compared with the existing methods, we expanded the substrate scope and developed a novel ester and alkyl amine as a substrate for the synthesis of substituted oxazole with moderate to good yields under metal-free conditions. This protocol offers an environmentally benign process and accommodates a broad substrate scope. Benzylamines bear electron-donating or electron-withdrawing groups and aliphatic amines to give the corresponding substituted oxazole compounds in good to excellent yields.

Results and discussion

2-Oxo-2-phenylethyl acetate (**1a**) and benzylamine (**2a**) served as model reactants for an initial optimization study. To optimize reaction conditions, our initial efforts focused on screening solvents in the presence of equivalent I₂/K₂CO₃ systems (the

^aHubei Key Laboratory of Radiation Chemistry and Functional Materials, Hubei University of Science and Technology, Xianning 437100, China. E-mail: cxl828800@163.com; Fax: (+)86-715-8338007

^bSchool of Pharmacy, Changzhi Medical College, Changzhi, 046000, China

† Electronic supplementary information (ESI) available. See DOI: <https://doi.org/10.1039/d4ra05122j>



results of the other bases are in Table S1†), and the results are summarized in Table 1. Use of various anhydrous solvents showed that the reaction does not occur in non-polar solvents such as 1,4-dioxane, toluene, chlorobenzene trace, 1,2-dichloroethane (Table 1, entries 1–4), and the reaction proceeds smoothly in polar solvents such as acetonitrile *N,N*-dimethyl formamide, dimethylsulfoxide, ethyl acetate (Table 1, entries 5–8). This implies that a relatively polar solvent is necessary to dissolve K_2CO_3 or a nucleophilic substitution reaction may be involved. The content of I_2 and K_2CO_3 had a great influence on the reaction: in the absence of K_2CO_3 (0.4 mmol) and with 0.1 mmol of I_2 , compound **3a** was not detected. Likewise, in the absence of I_2 (0.4 mmol) and with 0.1 mmol of K_2CO_3 , compound **3a** was not detected (Table 1, entry 10). The best result was obtained by carrying out the reaction with 0.4 mmol K_2CO_3 and I_2 (Table 1, entry 9). Moreover, **3a** was not detected when K_2CO_3 and I_2 were absent from the reaction system (Table 1, entries 11 and 12). Thus, both the presence and the amounts of I_2 and K_2CO_3 are essential for the reaction. The present reaction also depends on temperature: product **3a** was not detected when the reaction was carried out at room temperature (Table 1, entry 13), and only 35% yield of **3a** was obtained at 50 °C (Table 1, entry 14). Upon raising the temperature to 110 °C, **3a** with only 78% yield was obtained. This is probably because the

high temperatures led to the side reactions of benzylamine (Table 1, entry 15). It was noteworthy that other bases such as CS_2CO_3 , KOH, and DBU were all ineffective (Table 1, entries 16–18). Thus, the optimized conditions for the synthesis of **3a** can be defined as follows: substrate = 2-oxo-2-phenylethyl acetate (**1a**) (0.2 mmol), benzylamine (**2a**) (0.24 mmol), I_2 and K_2CO_3 (0.4 mmol), and anhydrous ethyl acetate at 80 °C for 12 h.

With the optimal reaction conditions established, we proceeded to investigate the substrate scope of the reaction by employing 2-oxo-2-phenylethyl acetate (**1a**) with a series of electronically diversified benzylamine and other primary amines (**2a–2m**), the results are shown in Table 2. It was found that benzylamine tolerates a wide range of functionalities, electron donating (CH_3 and OCH_3) and withdrawing groups (NO_2 , Br, and Cl), with 2-oxo-2-phenylethyl acetate to afford the corresponding substituted oxazoles (**3a–3f**). The substrate 2-

Table 1 Optimization of the reaction conditions^a

Entry	Additive	Solvent	3a% ^b
1	K_2CO_3/I_2	Dioxane	Trace
2	K_2CO_3/I_2	Toluene	Trace
3	K_2CO_3/I_2	Chlorobenzene	Trace
4	K_2CO_3/I_2	1,2-Dichloroethane	Trace
5	K_2CO_3/I_2	Acetonitrile	52%
6	K_2CO_3/I_2	<i>N,N</i> -dimethyl formamide	61%
7	K_2CO_3/I_2	Dimethylsulfoxide	44%
8	K_2CO_3/I_2	Ethyl acetate	90%
9	K_2CO_3 (0.4)/ I_2 (0.2)	Ethyl acetate	Trace
	K_2CO_3 (0.4)/ I_2 (0.3)		32%
	K_2CO_3 (0.4)/ I_2 (0.4)		92%
10	K_2CO_3 (0.2)/ I_2 (0.4)	Ethyl acetate	Trace
	K_2CO_3 (0.3)/ I_2 (0.4)		40%
	K_2CO_3 (0.4)/ I_2 (0.4)		92%
11	K_2CO_3	Ethyl acetate	Trace
12	I_2	Ethyl acetate	Trace
13 ^c	K_2CO_3/I_2	Ethyl acetate	—
14 ^d	K_2CO_3/I_2	Ethyl acetate	35%
15 ^e	K_2CO_3/I_2	Ethyl acetate	78%
16	CS_2CO_3/I_2	Ethyl acetate	42%
17	KOH/ I_2	Ethyl acetate	31%
18	DBU/ I_2	Ethyl acetate	Trace

^a Reaction conditions: 2-oxo-2-phenylethyl acetate (**1a**) (0.2 mmol), benzylamine (**2a**) (0.24 mmol), I_2 (0.4 mmol), K_2CO_3 (0.4 mmol), solvent (2 mL), N_2 in 25 mL Schlenk tube, 80 °C, 8 h. ^b Isolated yield. ^c 25 °C. ^d 50 °C. ^e 100 °C.

Table 2 Substrate scope of amines^a

Entry	Amines	Products	Yield ^b
	1a	2a-2m	3a-3m
	3a , 88%	3b , 85%	
	3c , 84%	3d , 81%	
	3e , 79%	3f , 80%	
	3g , 85%	3h , 78%	
	3i , 81%	3j , 80%	
	3k , 74%	3l , 70%	
		3m , 71%	

^a Reaction conditions: 2-oxo-2-phenylethyl acetate (**1a**) (0.2 mmol), primary amines (**2a–2m**) (0.24 mmol), K_2CO_3 (0.4 mmol), I_2 (0.4 mmol) (0.4 mmol), ethyl acetate (2 mL), N_2 in 10 mL Schlenk tube, 80 °C, and 8 h. ^b Isolated yield.

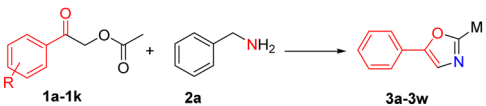


naphthylmethylamine (**2g**) was also tolerated in the reaction condition, giving an excellent yield of **3g** (85%). Moreover, **2h** and **2i** bearing a heterocycle moiety were employed as good substrates in the cyclization reaction with **1a**, and substituted oxazoles **3h** and **3i** were isolated in 78% and 81% yields, respectively. In addition, no significant effect was observed for sterically demanding substrates **2j** and **2k**, which worked well in the reaction with **1a** to give desired products **3j** and **3k**. We were delighted to find that aliphatic amines phenylethylamine and *n*-propylamine could be tolerated under our reaction conditions to give substituted oxazoles **3l** and **3m** in moderate yields. Thus, the present methodology shows a general applicability in the synthesis of substituted oxazoles.

The efficiency of this reaction was further investigated with substituted 2-oxo-2-phenylethyl acetate with benzylamine, as shown in Table 3. It was observed that 2-oxo-2-phenylethyl acetate with electron-rich and electron-deficient substituted groups could be cyclized by benzylamine (**2a**), giving the corresponding substituted oxazole products in moderate to good yields. For example, the reactions of 2-oxo-2-phenylethyl acetate

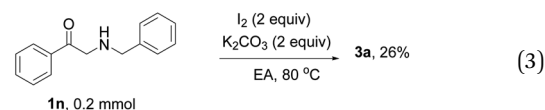
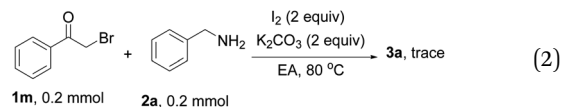
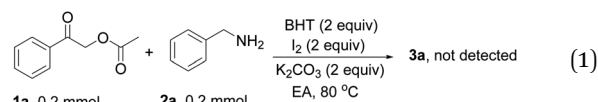
with electron-rich groups (methyl and methoxy) at the *para*-position on the benzene ring proceeded well to give substituted oxazole products with a yield of 84–88%. Strong electron-deficient substituents such as -nitro, -trifluoromethyl, and -hydroxy could also react smoothly with benzylamine (**2a**) to give desired target products (**3p–3r**). It was found that reactions of halogen (F, Br, and Cl) substituted 2-oxo-2-phenylethyl acetate with **2a** proceeded well and gave the desired oxazole derivatives **3s**, **3t** and **3u** in 79%, 81% and 80% yields, respectively. Notably, a substituent at the *ortho*- or *meta*-position of the phenyl ring gave the corresponding product **3v** and **3w** with a yield of 81% and 74%, respectively. These results indicated that the steric effects did not affect the efficiency of the reactions. Interestingly, 2-cyclopropyl-2-oxoethyl acetate was also compatible with the present reaction system to give the desired oxazole product **3x** in 69% yield, while alkyl-substituted bromoethyl ketones could not yield corresponding oxazole products in other studies,^{15d} indicating that our reaction conditions have wide applicability.

Table 3 Substrate scope of substituted 2-oxo-2-phenylethyl acetate^a

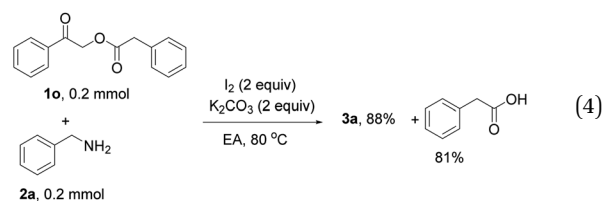


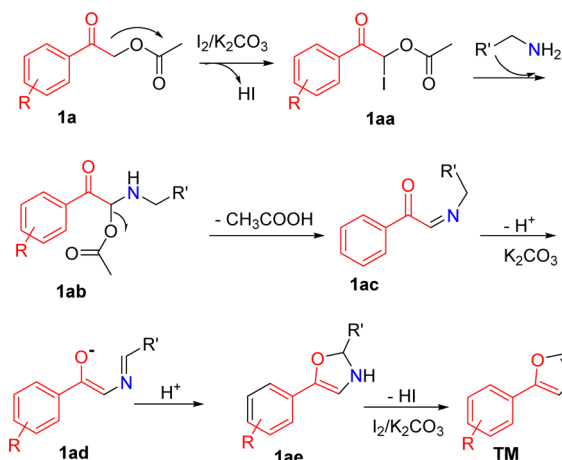
Entry	Hydrazides	Products	Yield ^b
			88%, 85%
			84%, 89%
			74%, 81%
			79%, 81%
			80%, 81%
			74%, 69%

^a Reaction conditions: substituted 2-oxo-2-phenylethyl acetate (**1a–1l**) (0.2 mmol), benzylamine (**2a**) (0.24 mmol), K₂CO₃ (0.4 mmol), I₂ (0.4 mmol) (0.4 mmol), ethyl acetate (2 mL), N₂ in 10 mL Schlenk tube, 80 °C, and 8 h. ^b Isolated yield.



To get some information on the reaction mechanism, a control experiment was carried out as discussed below. When radical inhibitor 2,6-di-*tert*-butyl-4-methylphenol (BHT) was added to the reaction medium, **3a** was not detected, which suggested that a free radical process was involved in the present reaction (eqn (1)). When 2-bromoacetophenone **1m** replaced 2-oxo-2-phenylethyl acetate as the substrate, the trace product **3a** was detected, suggesting that substituted bromoacetophenone is not an interim process in the present reaction system (eqn (2)). The 2-(benzylamino)-1-phenylethanol **1n** was used as a reactive material under the standard condition, 26% **3a** was obtained proving that the reaction probably proceeded through imine intermediates (eqn (3)).





Scheme 1 Plausible reaction pathway for the synthesis of substituted oxazoles.

To confirm the formation of by-products during the reaction, 2-oxo-2-phenylethyl 2-phenylacetate (**10**) was used as a substrate. **3a** was obtained in 88% yield (eqn (4)), and phenylacetic acid was detected in 81% yield, proving that C–O bond cleavage actually occurs in the reaction.

Based on the results described above and those of the previous reports, the possible pathway for the synthesis of substituted oxazoles is given in Scheme 1.^{15a,d} K_2CO_3 promoted iodination to produce iodine intermediate **1aa**; the S_N2 reaction between **1aa** and amines proceeded to produce the intermediate **1ab**; and the decomposition of the alkyl carbonate *via* C–O bond cleavage led to the removal of an α -proton and the release of acetic acid to produce imine intermediate **1ac**, followed by enolization of **1ac** to obtain **1ad**, intramolecular nucleophilic addition to produce **1ae**, and iodine oxidation of **1ae** to obtain substituted oxazole **TM**. Although 4 equiv. of acid was produced theoretically, 2 equiv. of K_2CO_3 was sufficient because its conjugated acid (HCO_3^-) was involved in the deprotonation process.

Conclusion

In summary, a strategy for the metal-free C–O bond cleavage of ester and functionalization for the synthesis of substituted oxazoles has been developed. C–O bond cleavage together with C–N and C–O bond formation are realized in one pot *via* iodine as the sole oxidant. The present findings not only provide a general and concise method for the preparation of substituted oxazoles but also open an avenue for the selective C–O bond cleavage of esters.

Conflicts of interest

There are no conflicts to declare.

Acknowledgements

Financial supports by National Natural Science Foundation of China (22378102) and special fund for the Key Laboratory of Hubei Province (2022ZX04).

References

- (a) J. Cornella, C. Zarate and R. Martin, Metal-catalyzed activation of ethers via C–O bond cleavage: a new strategy for molecular diversity, *Chem. Soc. Rev.*, 2014, **43**, 8081–8097; (b) B. Su, Z.-C. Cao and Z.-J. Shi, Exploration of earth-abundant transition metals (Fe, Co, and Ni) as catalysts in unreactive chemical bond activations, *Acc. Chem. Res.*, 2015, **48**, 886–896; (c) E. J. Tollefson, L. E. Hanna and E. R. Jarvo, Stereospecific nickel-catalyzed cross-coupling reactions of benzylic ethers and esters, *Acc. Chem. Res.*, 2015, **48**, 2344–2353.
- (a) T. Chen and L.-B. Han, *Angew. Chem., Int. Ed.*, 2015, **54**, 8600; (b) H. Hikawa, Y. Matsuura, S. Kikkawa and I. Azumaya, Platinum(II)-catalyzed dehydrative C3-benzylation of electron-deficient indoles with benzyl alcohols, *Org. Chem. Front.*, 2019, **6**, 3150–3157.
- (a) J. Cornella, E. P. Jackson and R. Martin, Nickel-catalyzed enantioselective C–C bond formation through C–O cleavage in aryl esters, *Angew. Chem., Int. Ed.*, 2015, **127**, 4147–4150; (b) E. Koch, R. Takise, A. Studer, J. Yamaguchi and K. Itami, Ni-Catalyzed α -arylation of esters and amides with phenol derivatives, *Chem. Commun.*, 2015, **51**, 855; (c) T. Mukai, K. Hirano, T. Satoh and M. Miura, Palladium-catalyzed direct benzylation of azoles with benzyl carbonates, *Org. Lett.*, 2010, **12**, 1360–1363; (d) J. Xiao, T. Chen and L.-B. Han, Nickel-catalyzed direct C–H/C–O cross couplings generating fluorobenzenes and heteroarenes, *Org. Lett.*, 2015, **17**, 812–815.
- M. Tobisu and N. Chatani, Cross-couplings using aryl ethers via C–O bond activation enabled by nickel catalysts, *Acc. Chem. Res.*, 2015, **48**, 1717–1726.
- Z. Qiu and C.-J. Li, Transformations of less-activated phenols and phenol derivatives via C–O cleavage, *Chem. Rev.*, 2020, **120**(18), 10454–10515.
- For selected recent references using aryl esters as coupling partners, see: (a) R. Takise, K. Muto and J. Yamaguchi, Cross-coupling of aromatic esters and amides, *Chem. Soc. Rev.*, 2017, **46**, 5864–5888; (b) H. Zeng, Z. Qiu, A. Domínguez-Huerta, Z. Hearne, Z. Chen and C.-J. Li, An adventure in sustainable cross-coupling of phenols and derivatives via carbon–oxygen bond cleavage, *ACS Catal.*, 2017, **7**, 510–519; (c) R. Takise, K. Muto, J. Yamaguchi and K. Itami, Nickel-catalyzed α -arylation of ketones with phenol derivatives, *Angew. Chem., Int. Ed.*, 2014, **53**, 6791; (d) Y. Feng, Y. Wang, S. Zhao, D. Zhang, X. Li, H. Liu, Y. Dong and F. Sun, A practical ortho-acylation of aryl iodides enabled by moisture-insensitive activated esters via palladium/norbornene catalysis, *Org. Chem. Front.*, 2020, **7**, 3420–3426; (e) L. Meng, Y. Kamada, K. Muto, J. Yamaguchi and K. Itami, C–H alkenylation of azoles with enols and esters by nickel catalysis, *Angew. Chem., Int. Ed.*, 2013, **52**, 10048; (f) Y. Song, X.-Y. Feng, J.-S. Chen, B. Carter, Z.-W. Xu and W.-B. Lin, Multistep engineering of synergistic catalysts in a metal–organic framework for tandem C–O bond cleavage, *J. Am. Chem. Soc.*, 2020, **142**,



- 4872–4882; (g) H.-F. Chen, Y. Ye, W.-Q. Tong, J.-H. Fang and H.-G. Gong, Formation of allylated quaternary carbon centers via C–O/C–O bond fragmentation of oxalates and allyl carbonates, *Chem. Commun.*, 2020, **56**, 454–457.
- 7 (a) A. Bhunia, S. R. Yetra and A. T. Biju, Recent advances in transition-metal-free carbon–carbon and carbon–heteroatom bond-forming reactions using arynes, *Chem. Soc. Rev.*, 2012, **41**, 3140–3152; (b) A. H. St Amant, C. P. Frazier, B. Newmeyer, K. R. Fruehauf and J. Read de Alaniz, Direct synthesis of anilines and nitrosobenzenes from phenols, *Org. Biomol. Chem.*, 2016, **14**, 5520–5524; (c) B. Das, N. Bhunia and M. Lingaiah, A simple and efficient metal-free synthesis of tetrasubstituted pyrroles by iodine-catalyzed four-component coupling reaction of aldehydes, amines, dialkyl acetylenedicarboxylates, and nitromethane, *Synthesis*, 2011, **21**, 3471–3474.
- 8 X. Chen, F. Ji, Y. Zhao, Y. Liu, Y. Zhou, T. Chen and S. F. Yin, Copper-catalyzed aerobic oxidative C (aryl)–OH bond functionalization of catechols with amines affording benzoxazoles, *Adv. Synth. Catal.*, 2015, **357**, 2924–2930.
- 9 (a) Z. Jin, Muscarine, imidazole, oxazole, and thiazole alkaloids, *Nat. Prod. Rep.*, 2011, **28**, 1143–1191; (b) V. S. C. Yeh, Muscarine, imidazole, oxazole, and thiazole alkaloids, *Tetrahedron*, 2004, **60**, 11995–12042; (c) P. Wipf, Synthetic studies of biologically active marine cyclopeptides, *Chem. Rev.*, 1995, **95**, 2115–2134.
- 10 I. J. Turchi and M. J. S. Dewar, Chemistry of Oxazoles, *Chem. Rev.*, 1975, **75**, 389–437.
- 11 S. Heng, K. R. Gryncel and E. R. Kantrowitz, A library of novel allosteric inhibitors against fructose 1,6-bisphosphatase, *Bioorg. Med. Chem.*, 2009, **17**, 3916–3922.
- 12 (a) A. Ibrar, I. Khan, N. Abbas, U. Farooqa and A. Khan, Transition-metal-free synthesis of oxazoles: valuable structural fragments in drug discovery, *RSC Adv.*, 2016, **6**, 93016–93047; (b) M. Elagawany, L. Maram and B. Elgendy, Synthesis of 3-aminoquinazolinones via a SnCl₂-mediated ANRORC-like reductive rearrangement of 1,3,4-oxadiazoles, *J. Org. Chem.*, 2023, **88**, 17062–17068.
- 13 W. J. Xue, Q. Li, Y. P. Zhu, J. G. Wang and A. X. Wu, Convergent integration of two self-labor domino sequences: a novel method for the synthesis of oxazole derivatives from methyl ketones and benzoin, *Chem. Commun.*, 2012, **48**, 3485–3487.
- 14 C. Wan, J. Zhang, S. Wang, J. Fan and Z. Wang, Facile synthesis of polysubstituted oxazoles via a copper-catalyzed tandem oxidative cyclization, *Org. Lett.*, 2010, **12**, 2338–2341.
- 15 (a) W. C. Gao, R. L. Wang and C. Zhang, Practical oxazole synthesis mediated by iodine from α -bromoketones and benzylamine derivatives, *Org. Biomol. Chem.*, 2013, **11**, 7123–7128; (b) C. Wan, L. Gao, Q. Wang, J. Zhang and Z. Wang, Simple and efficient preparation of 2,5-disubstituted oxazoles via a metal-free-catalyzed cascade cyclization, *Org. Lett.*, 2010, **12**, 3902–3905; (c) T. Chatterjee, J. Y. Cho and E. J. Cho, Synthesis of substituted oxazoles by visible-light photocatalysis, *J. Org. Chem.*, 2016, **81**, 6995–7000; (d) X. Zhang, Y. He, J. Li, R. Wang, L. Gu and G. Li, CO₂/photoredox-cocatalyzed tandem oxidative cyclization of α -bromo ketones and amines to construct substituted oxazoles, *J. Org. Chem.*, 2019, **84**, 8225–8231.
- 16 (a) Z. Xu, C. Zhang and N. Jiao, Synthesis of oxazoles through copper-mediated aerobic oxidative dehydrogenative annulation and oxygenation of aldehydes and amines, *Angew. Chem., Int. Ed.*, 2012, **51**, 11367–11370; (b) Y. F. Wang, H. Chen, X. Zhu and S. Chiba, Copper-catalyzed aerobic aliphatic C–H oxygenation directed by an amidine moiety, *J. Am. Chem. Soc.*, 2012, **134**, 11980–11983.
- 17 K. K. Toh, A. Biswas, Y. F. Wang, Y. Y. Tan and S. Chiba, Copper-mediated oxidative transformation of N-allyl enamine carboxylates toward synthesis of azaheterocycles, *J. Am. Chem. Soc.*, 2014, **136**, 6011–6020.
- 18 H. Jiang, H. Huang, H. Cao and C. Qi, TBHP/I₂-mediated domino oxidative cyclization for one-pot synthesis of polysubstituted oxazoles, *Org. Lett.*, 2010, **12**, 5561–5563.
- 19 Z.-Q. Wang, W.-W. Zhang, L.-B. Gong, R.-Y. Tang, X.-H. Yang, Y. Liu and J.-H. Li, Copper-Catalyzed Intramolecular Oxidative 6-exo-trig Cyclization of 1,6-Enynes with H₂O and O₂, *Angew. Chem., Int. Ed.*, 2011, **50**, 8968–8973.
- 20 (a) S. Wu, F. Geng, J. Dong, L. Liu, L. Su and Y. Zhou, General and practical synthesis of naphtho[2,1-d]oxazoles from naphthols and amines, *Org. Chem. Front.*, 2022, **9**, 3828–3833; (b) J. Reddy, M. P. Ball-Jones and Dr P. W. Davies, Alkynyl thioethers in gold-catalyzed annulations to form oxazoles, *Angew. Chem., Int. Ed.*, 2017, **56**, 13310–13313; (c) T.-T. Zeng, J. Xuan, W. Ding, K. Wang, L.-Q. Lu and W.-J. Xiao, [3+2] cycloaddition/oxidative aromatization sequence via photoredox catalysis: one-pot synthesis of oxazoles from 2H-azirines and aldehydes, *Org. Lett.*, 2015, **17**(16), 4070–4073; (d) U. D. Newar, S. Borra and R. A. Maurya, Visible-light 2,4-dinitrophenol-mediated photoannulation of α -azidochalcones into 2,5-diaryloxazoles, *Org. Lett.*, 2022, **24**, 4454–4458; (e) M.-R. Li, Z.-Q. He, W. Zhao, Y. Yu, F. Huang and J. B. Baell, Photocatalytic benzylic C–H oxidation/cyclization of enamines to the synthesis of polysubstituted oxazoles, *J. Org. Chem.*, 2023, **88**(13), 8257–8267.

