




Cite this: *RSC Adv.*, 2024, 14, 6948

Synthesis of anti-depressant molecules *via* metal-catalyzed reactions: a review

Aqsa Kanwal,^a Uzma Afzal,^a Muhammad Zubair,^a Muhammad Imran ^b and Nasir Rasool ^{*a}

Depression is one of the most mutilating conditions in the world today. It has been difficult to make advancements toward better, more effective therapies since the introduction of antidepressant medicines in the late 1950s. One important field of medicinal chemistry is the synthesis of antidepressant molecules through metal-catalyzed procedures. The important role that different transition metals, including iron, nickel, ruthenium, and others, serve as catalysts in the synthesis of antidepressants is examined in this review. Key structural motifs included in antidepressant drugs such as tricyclic antidepressants (TCAs), selective serotonin reuptake inhibitors (SSRIs), and others can be synthesized in a variety of effective ways using metal-catalyzed steps. This review examines current developments in the catalytic synthesis of antidepressants and their potential application over the previous thirteen years.

Received 19th September 2023
Accepted 7th February 2024

DOI: 10.1039/d3ra06391g

rsc.li/rsc-advances

Depression, the third major global health concern, is anticipated to escalate to the second most significant health challenge worldwide by 2030^{1–3}. According to WHO, 3.8% of the world's population is affected by depression; this includes 5% of adults (4% of men and 6% of women) and 5.7% of persons sixty years of age and over. The prevalence of depression affects roughly 280 million people worldwide. A 2011 survey conducted by the World Mental Health Survey across 17 countries revealed that one in 20 individuals went through a depressive episode. Depression can inflict significant distress, resulting in disability and even death for the affected individual. On a global scale, an estimated 700 000 annual suicide deaths are linked to depression.^{4,5} Depressive disorders still have a restricted range of treatments.⁶ Thus, it is particularly essential to develop novel antidepressants that have a quick onset, low side effects, with enhanced cognitive function. A significant area of study in the discipline is the development of novel dual- or multi-target antidepressants.^{7–9}

Antidepressants have shown effectiveness in alleviating symptoms and enhancing the quality of life for individuals with moderate to severe depression. Approximately 50–60% of people with depression experience substantial improvement when using these medications.¹⁰ Depression is a common mood syndrome triggered by the improper release of monoamine neurotransmitters as noradrenaline, dopamine also serotonin

in the CNS with the malfunction of noradrenergic, dopaminergic, and serotonergic systems.^{11–14}

Anti-depressants are psychotropic drugs, primarily utilized to treat mental diseases characterized by depressed mood. They also can reduce nervousness, somatic symptoms, and anxiety. Tricyclic antidepressants (amitriptyline, imipramine, and nortriptyline), as well as oxidase inhibitors (such as moclobemide and phenelzine), and SSRIs, (such as citalopram, fluoxetine, and paroxetine), as well as SNRIs, (such as reboxetine), and reuptake inhibitors of serotonin–norepinephrine (desvenlafaxine and venlafaxine),^{15,16} and herbal remedies (St. John's Wort),¹⁷ tetracyclic antidepressants (mirtazapine) are all types of antidepressant medications that raise the levels of several monoamines in the synaptic clefts.¹⁸ Here's a concise way to summarize in Table 1.

Antidepressants work through a variety of key receptors and neurotransmitter systems: SSRIs and some SNRIs primarily boost serotonin levels by affecting 5-HT receptors; others like SNRIs and TCAs target norepinephrine, impacting adrenergic receptors (Fig. 1).²⁸

Atypical antidepressants like bupropion focus on dopamine reuptake. Ketamine influences glutamate receptors, particularly NMDA receptors, for its rapid-acting effect. While not directly targeted, GABA and cannabinoid receptors may be indirectly affected by antidepressants. Antidepressants often impact BDNF levels, influencing neuroplasticity and neuronal survival through TrkB receptors.²⁹ These receptors and associated neurotransmitter systems are targeted by various classes of antidepressants, collectively impacting mood, emotions, and brain function to alleviate symptoms of depression.^{30,31}

Metal-catalyzed transformations have been employed in the synthesis of antidepressants at several sites along the pathway, leading to the development of C–C, and C–N bonds and the

^aDepartment of Chemistry, Government College University Faisalabad, 38000, Pakistan. E-mail: aqsa6373@gmail.com; uzmaafzal520@gmail.com; zubairmkn@gcu.edu.pk; nasirrasool@gcu.edu.pk; Tel: +92-3085448384

^bChemistry Department, Faculty of Science, King Khalid University, P.O. Box 9004, Abha 61413, Saudi Arabia. E-mail: imranchemist@gmail.com



Table 1 List of FDA-approved drugs

Classification of antidepressants	FDA-approved antidepressant drugs	Mechanism of action	References
Selective serotonin reuptake inhibitors (SSRIs)	Paroxetine, fluoxetine, sertraline, escitalopram	SSRIs, function by impeding the serotonin reuptake in the brain. By inhibiting the serotonin transporters, SSRIs prolong the presence of serotonin in the synaptic space between neurons. This prolonged serotonin activity enhances its effects on mood regulation and neuronal communication, potentially mitigating symptoms of depression and related mood disorders	19 and 20
Serotonin-norepinephrine reuptake inhibitors (SNRIs)	Milnacipran, venlafaxine, duloxetine, reboxetine	SNRIs, work by blocking the reuptake of both serotonin and norepinephrine in the brain. By inhibiting the transporters responsible for reabsorbing these neurotransmitters, SNRIs increase their availability in the synaptic space between neurons	21 and 22
Tricyclic antidepressant	Aripiprazole, desipramine, clomipramine	TCAs raise the levels of these neurotransmitters in the brain and prevent neurons from reabsorbing 5HT and NA by axonal absorption. These drugs are generally used for people suffering from migraine and chronic pain	23 and 24
Monoamine oxidase inhibitors	Toloxatone, diclofensine, selegiline	MAO inhibitors prevent the breakdown of serotonin, dopamine, and norepinephrine by binding to monoamine oxidase, elevating their levels in nerve endings. This action sustains these key neurotransmitters, potentially aiding antidepressant effects by prolonging their activity in the central nervous system	25 and 26
Atypical antidepressants	Rolipram, vilazodone, vortioxetine, lumateperone, agomelatine	These medications target different neurotransmitter systems, such as dopamine, norepinephrine, and serotonin, but their exact mechanisms can differ	27

functionalization of aromatic rings.³² In particular, SSRIs, including sertraline and fluoxetine, which are extensively used to treat depression, have been synthesized *via* couplings catalyzed by palladium.^{16,33}

Moreover, the synthesis of other kinds of antidepressants, MO inhibitors, and tricyclic antidepressants has also been accomplished *via* metal-catalyzed reactions.³⁴ These crucial compounds have been synthesized in vast quantities owing to the development of more effective and environmentally friendly synthetic pathways, which were greatly facilitated by the use of metal catalysts.³⁵

Metal-mediated reactions have become integral in drug synthesis due to their adaptability, selectivity, mild reaction conditions, and compatibility with complex molecules, contributing significantly to the pharmaceutical industry's synthetic capabilities.^{36–40}

This review provides a comprehensive analysis of synthetic pathways for a range of metal-catalyzed antidepressants, commercially available medications, and bioactive compounds with antidepressant properties. It offers valuable insights for synthetic chemists and pharmacists, elucidating the utilization of various metals and their complexes across different methodologies. By encompassing a broad spectrum of compounds, this review aims to enhance understanding within the field, serving as a guide for future chemists seeking to leverage these methodologies effectively.

1. Ruthenium-catalyzed reactions

Selegiline when employed with L-DOPA is a highly successful treatment for both Parkinson's along Alzheimer's disease. It is a monoamine oxidase-B (MOB) antagonist that is specific and

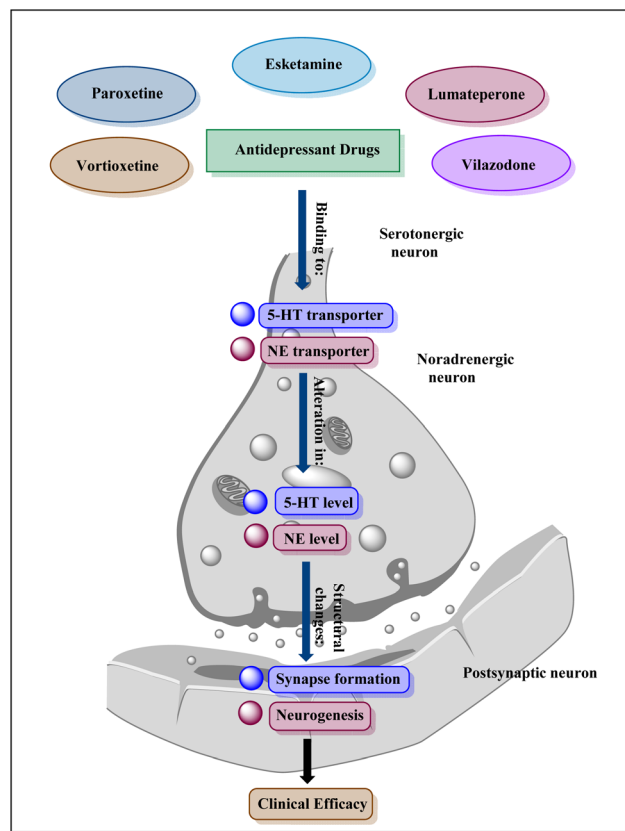
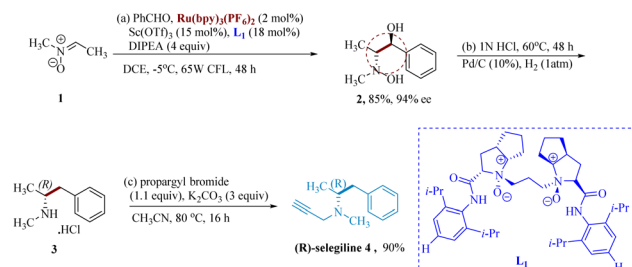


Fig. 1 General mechanism of action of antidepressants.

irreversible.^{41,42} Independent of MAO inhibitors, the propargylamine pharmacophore of selegiline and analogous drugs also seems to possess neuroprotective effects.⁴³

Ye *et al.* undertook the synthesis of selegiline using Ru photocatalyst & chiral *N,N'*-dioxide coordinated unique earth ion **L**₁ which work synergistically to initiate the photocatalytic enantio-selective reductive coupling of aromatic aldehydes with nitrones. The asymmetric radical formation is sparked by chiral Lewis acid, which serves as a crucial framework for assembling the essential precursor and produces enantiopure vicinal hydroxyl amino alcohols in good to outstanding yields exhibiting great stereo-selectivity. Here, Sc(OTf)₃ serves as the Lewis acid & Ru(bpy)₃(PF₆)₂ (photocatalyst). Asymmetric reductive coupling of benzaldehyde with nitron **1** gave the product **2** as the key diastereomer 11/1 dr with 94% enantiomeric excess (ee). Additionally, *m*-methamphetamine hydrochloride **3** was produced by dehydroxylating vicinal hydroxyamino alcohol **2** in an aq. HCl at moderate Pd/C-catalyzed hydrogenolysis. Crude **3** was *N*-propargylated with K₂CO₃ in acetonitrile to get (–)-selegiline **4** (Scheme 1).

After Ru(bpy)₃²⁺ is photoexcited and reductively quenched by DIPEA, [iPr₂(Et)N⁺]⁺ and Ru(bpy)₃³⁺ (E_{1/2}/I = 1.33 V vs. SCE in MeCN) are generated. This is sufficiently to reduce complex **A** via intermolecular SET (onset potential *E*_{op} > –0.5 V vs. SCE) and yield the radical complex **B**. Indeed, DFT calculations confirmed that the electron affinity of **A** is much higher (~63.0 kcal mol^{–1} in free energy) than that of nitron **1**



Scheme 1 Synthesis of *N*-methyl-(phenyl propan 2-yl)prop-2-ynamine (selegiline).

(~23.4 kcal mol^{–1}) and 4-fluorobenzaldehyde (~45.1 kcal mol^{–1}) in solvent, and the as-generated cross-coupling precursor **B** has spin density localized predominantly on the aldehyde moiety. Subsequently, *N*-radical intermediate **C** (or **C'** of *anti*-configuration) is formed through an analogous 6-*endo-trig* radical annulation, and the transition state **TS**_B leading to a *syn*-configuration is predicted to be by 1.9 kcal mol^{–1} favored over the *anti*-configuration transition state **TS**_{B'}, **C** upon hydrogen abstraction from [iPr₂(Et)N⁺]⁺ affords regioselectively intermediate **D** (via **TS**_C) other than **D'** (via **TS**_{C'}). Finally, protonation of **D** gives the desired vicinal hydroxyamino alcohol **2** as a major diastereomer. Moreover, DFT calculations also showed that the formation of cross-coupling precursor **B** is overwhelmingly favored over the formation of homocoupling precursors, accounting well for the reaction specificity towards cross-coupling rather than homocoupling. Based on this mechanism, the diastereoselectivity of vicinal hydroxyamino alcohols, such as **2**, can be analyzed by comparing the energy of the six-member ring transition state **TS**_B with that of **TS**_{B'}. Chiral scandium complex **I**, which involves a Re-to-Re-facial assault of the ketyl radical to nitron **1**, exhibits enantioselectivity (Fig. 2).^{44,45}

In medicinal chemistry, the polyethylene glycol scaffold has gained much significance. Rossi *et al.* described the hydrogen borrowing reductive amination method of PEG functionalization of amines was described. This was achieved by reacting the

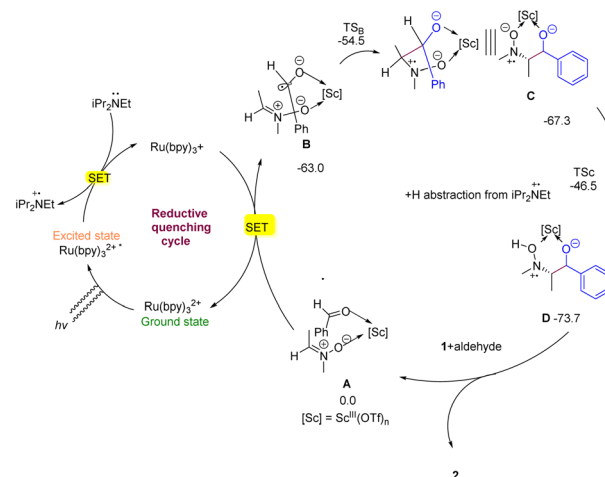


Fig. 2 Mechanism for synthesis of selegiline.



Review

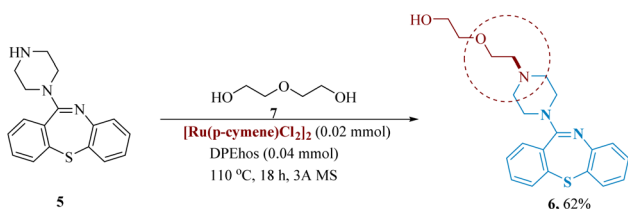
phosphorus-containing dppf or DPE with the catalyst $[\text{Ru}(\text{p-cymene})\text{Cl}_2]_2$ to produce a range of 1° and 2° amine products. They were able to directly produce quetiapine **6** from 11-(piperazine-1-yl)-dibenzo[*b,f*][1,4]thiazepine **5** in 62% isolated yield (Scheme 2).⁴⁶

Recently, ketamine & its (*S*)-enantiomer, esketamine, were investigated for their immediate anti-depressant effects and have been proposed as a potential medication for depressive disorder, as well as resistant depression.⁴⁷ *In vitro*, (*S*)-ketamine (esketamine) has a 3–4 fold higher affinity than (*R*)-ketamine for the glutamate *N*-methyl D-aspartate receptor.⁴⁸ Esketamine has attracted more interest in the advancement of an antidepressant drug in short-term treatment.^{49,50} Chen & Lu synthesized Ketamine which primarily functions as a non-competitive NMDA receptor antagonist.^{51,52}

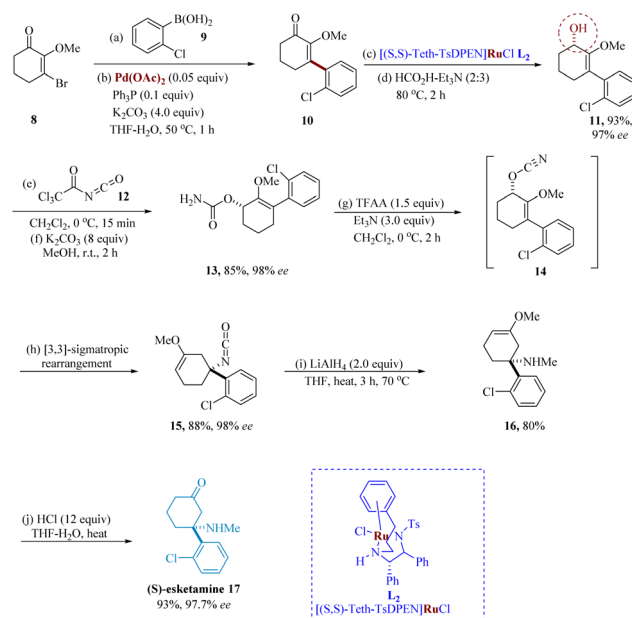
The Noyori catalytic AH of enone **10** was used to set up the stereogenic center in **11** and the [3,3]-sigmatropic rearrangement of the allylic cyanate intermediate **14** to generate the quaternary stereogenic center in isocyanate **15** with exceptional stereochemical relay were two features of the small-scale asymmetric synthesis of esketamine. For the asymmetric reduction of enone **10**, several ruthenium-based catalysts were investigated; however, at 0.1% loading, only [(*S,S*)-Teth-TsDPEN]RuCl afforded full conversion in 97–98% ee (Scheme 3).^{53,54}

Other pharmaceutically useful substances, NK 1-receptor antagonist, antifungal amorfinone, and SCH50911 GABA-antagonist, contain reboxetine, which is a SNRI.⁵⁵

Son & Lee developed the dynamic kinetic resolution-mediated asymmetric transfer hydrogenation (ATH) of 2-benzoyl morpholine-3-ones served as a crucial step in the stereoselective synthesis of reboxetine **26**. With a 93% yield, the *N*-benzyl-2-arylmorpholin-3-one **20** was produced when the *N*-benzyl-3-morpholinone **18** was condensed with *N*-arylmorpholines **19** in the presence of LDA. The alcohols (2*R*,3*S*)-**21** and (2*S*,3*R*)-**22** were produced in a combined yield of 90% by the ATH reaction of **20** with catalyst (*S,S*)-RuCl(TsDPEN) **L**₃, which was mediated by dynamic kinetic resolution. After being reduced by BH_3 THF, the lactam **21** produced the corresponding morpholine benzyl alcohol **23** in 97% yield, which was then processed by Ph_3PBr_2 to produce the respective morpholine bromide derivatives **24** in 95% yield. In the presence of *t*-BuOK, molecule **24** underwent bromide displacement with 2-ethoxyphenol to generate the *N*-benzyl-protected derivatives **25** 91% of the time. After being treated with chloroethyl chloroformate and methanolysis, the compound **25** synthesized the target molecule (*S,S*)-reboxetine **26** with an 86% yield (Scheme 4).⁵⁶

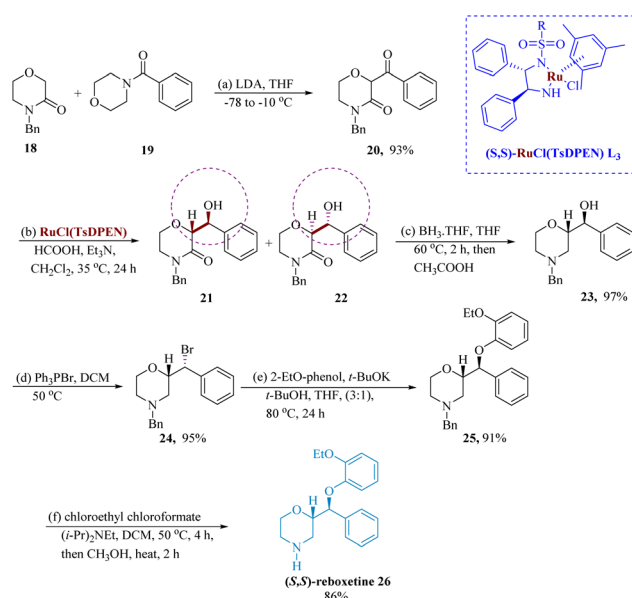


Scheme 2 Synthesis of 2-(2-(4-(dibenzo[1,4]thiazepin-11-yl)piperazin-1-yl)ethoxy)ethan-1-ol (quetiapine).

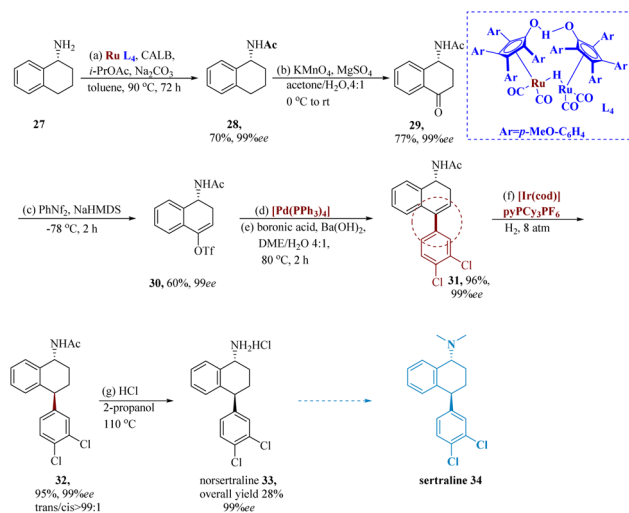


Scheme 3 Synthesis of 3-(2-chloro-phenyl)-3-(methyl-amino)cyclohexane-1-one (esketamine).

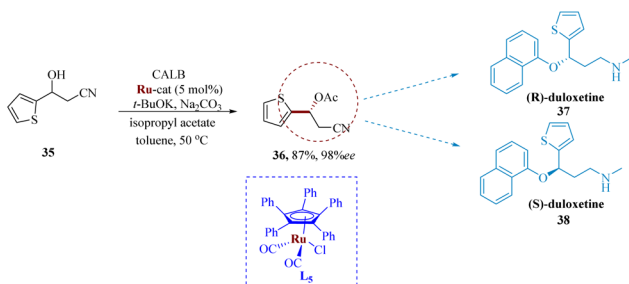
An SSRI antidepressant, nor-sertraline is a sertraline analog. Thalen *et al.* developed a new pathway to **33** using CALB, isopropyl acetate, and Na_2CO_3 in toluene and readily available **1**, **2**, **3**, and 4-tetrahydro-1-naphthyl amine **27** and DKR of primary amines was developed. To start, the standard procedure was used to apply DKR to achieve **28** in 70% yield and 99% ee. KMnO_4 had an impact on oxidation at the C-4 position to produce **29**. Following the formation of the enolate and its trapping with *N*-phenyl-bis(trifluoromethanesulfonimide), the resultant compound **30**, reacted with 3, 4-dichlorophenyl



Scheme 4 Synthesis of 2-(2-ethoxy phenoxy)(phenyl)methyl morpholine (reboxetine).



Scheme 5 Synthesis of 4-(3,4-dichlorophenyl)-1,2,3,4-tetra hydro-naphthalene amine hydrochloride (norsertaline).



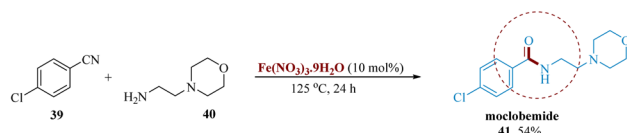
Scheme 6 Synthesis of *N*-methyl-3-(naphthalen-1-yloxy)-3-(thiophen-2-yl)propane amine (duloxetine).

boronic acid to generate **31** with a 96% yield and 99% ee. It was possible to obtain **32** in 95% with a trans/cis ratio of $>99:1$ using trans selectivity hydrogenation with the Crabtree catalyst. Following the deprotection of the acetamide in an acidic environment, nor-sertraline **33** produced a yield of 95% with full retention of dr and ee (99% ee, and $\text{trans/cis} >99:1$) (Scheme 5).⁵⁷

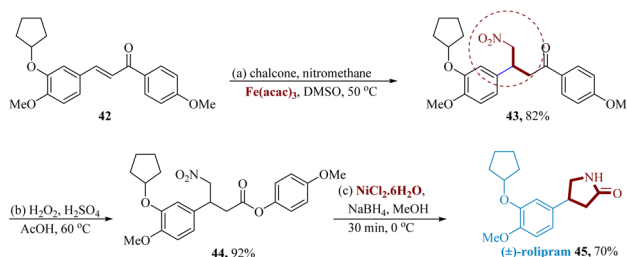
Träff *et al.* reported the lipase-catalyzed *via* kinetic resolution of a racemic β -hydroxy nitrile leading to the stereo-inversion to produce the eutomer (*S*)-duloxetine through Mitsunobu yields an enantiopure *R* diastereomer of duloxetine.⁵⁸ By using the DKR process, the yields were significantly improved. Candida antarctica lipase as well as ruthenium catalyst (Shvo's catalyst) L_5 , were employed in the DKR of the starting molecule β -hydroxy nitrile **35** to produce the analogous β -cyano acetate **36** in yield of 87% & 98% ee. The production of both (*R*)-**37** as well as (*S*)-duloxetine **38** was made possible by subsequent synthetic procedures (Scheme 6).⁵⁹

2. Iron-catalyzed reactions

Allen *et al.* reported the synthesis of moclobemide **41** using $\text{Fe}(\text{NO}_3)_3 \cdot 9\text{H}_2\text{O}$, a low-cost catalyst, in a modest isolated yield by using readily available starting materials such as nitrile **39** and



Scheme 7 Synthesis of 4-chloro-*N*-(2-morpholinoethyl)benzamidine (moclobemide).



Scheme 8 Synthesis of 4-(3-(cyclopentyloxy)-4-methoxy phenyl)pyrrolidin-2-one (rolipram).

amine **40**. When primary unbranched amines combine with nitriles that are not excessively electron-rich, the reaction is most favoured (Scheme 7).⁶⁰

Chopadea *et al.* reported an effective and convenient procedure for the Michael addition using $\text{Fe}(\text{acac})_3$ (5 mol%) as an effective catalyst, which catalyzes the Michael addition reaction of nitromethane to chalcone to produce corresponding γ -nitroketone derivatives with good yields under milder conditions.

Chalcone **42** as the starting material was added to iron-catalyzed $\text{Fe}(\text{acac})_3$ (5 mol%), and Michael's addition of nitromethane produced γ -nitro ketone **43** in 82% of the reactions. The Baeyer-Villiger reaction **43** using H_2O_2 in AcOH provided the analogous γ -nitro ester **44**. Following a Ni-catalyzed reduction of the NO_2 using sodium borohydride in combination with nickel chloride to generate cyclic amide as (\pm)-rolipram **45** in 3 steps with a total yield of 52.16%. (\pm)-Rolipram **45** acts as a neurotransmitter inhibitor drug molecule (Scheme 8).^{61,62}

3. Nickel-catalyzed reactions

Illudalic acid is "the first potent, selective" MAOI, with an IC_{50} value of 18 ± 7.1 M in initial testing. Gaston *et al.* reported the alkaloid network that enables the formation of illudalic acid is illudinine. The synthesis of illudinine begins with known diyne **48**, produced from isophorone **46** that underwent Eschenmoser-Tanabe fragmentation, was subsequently lithiated at a terminal (\equiv)-bonds and carboxylated to diester **49**. Under MW irradiation in $\text{C}_6\text{H}_5\text{CH}_3$ for two minutes at a power of 300 W, this molecule **49** was directed with alkyne **50** *via* a $\text{Ni}(\text{CO})_2$ (PPh_3)₂-catalyzed $[2 + 2 + 2]$ cyclo-trimerization. The alkyne **50** was chosen as the PMB group may be effectively eradicated in an oxidation step to complete the whole synthesis. The cyclo-trimerization product **51** was separated in an 84% yield. The phenolic OH was effectively introduced at C-7 in the subsequent

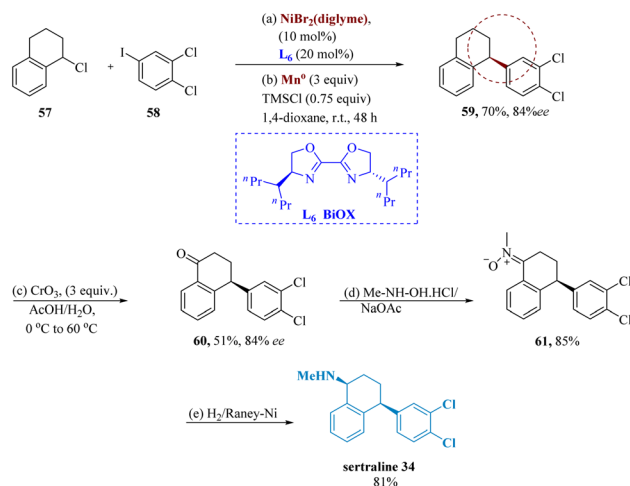


Review

steps. Remarkably, the 3° alcohol **52** was the single product produced at 84% when **51** was treated with an excess of CH_3Li in CeCl_3 . Treatment with $\text{BF}_3\text{OEt}_2/\text{H}_2\text{O}_2$ in DCM at 0 °C mediates the successive carbenium ion rearrangement of **52** to **53**. A 92% yield of phenol **53** is produced when the Boc group is simultaneously removed, and this prepares the way for the traditional Pictet–Spengler reaction to assemble the tricyclic skeleton. The corresponding tetrahydro iso-quinoline is produced by treating **53** with formaldehyde along with a sodium acetate buffer, and it is then immediately transformed to the methyl ether **54**, treated with trimethylsilyl diazomethane (66% over two steps). Pd/C in mesitylene was used to oxidize **54** to iso-quinoline **55** at a temperature of 185 °C. In a combined yield of 58%, these conditions result in the simultaneous exclusion of the PMB-protecting group. This extremely selective and converged total synthesis of illudinine **56** is finished by quantitatively saponifying the ester by 40% aq. KOH in EtOH/ H_2O has a ratio of (95 : 5) (Scheme 9).⁶³

Serotonin reuptake and other anxiety-related illnesses are specifically blocked by sertraline hydrochloride.⁶⁴ Sertraline **145** has one or more asymmetric centers, and as a result, the naturally dynamic 1*S*,4*S*-enantiomer, and sertraline, must be produced with great optical purity.

Poremba *et al.* developed Ni-catalyzed enantio-selective reductive coupling that produces 1,1-diarylalkanes with increased yields and enantioselectivity, using 4-heptyl-BiOX **L**₆. Chiral tetrahydronaphthalene **149** is produced in 70% yield and 84% ee by cross-coupling 1-chloro-1,2,3,4-tetrahydronaphthalene **57** with widely accessible iodobenzene **58**. Tetralone **60** was produced in 51% yield by the benzylic oxidation of **59** utilizing CrO_3 having 3 equiv. in AcOH/ H_2O . Tetralone **60** and *N*-methyl hydroxylamine are condensed to form nitron **61**, whose reduction yields the required amines (sertraline) **34** (Scheme 10).⁶⁵



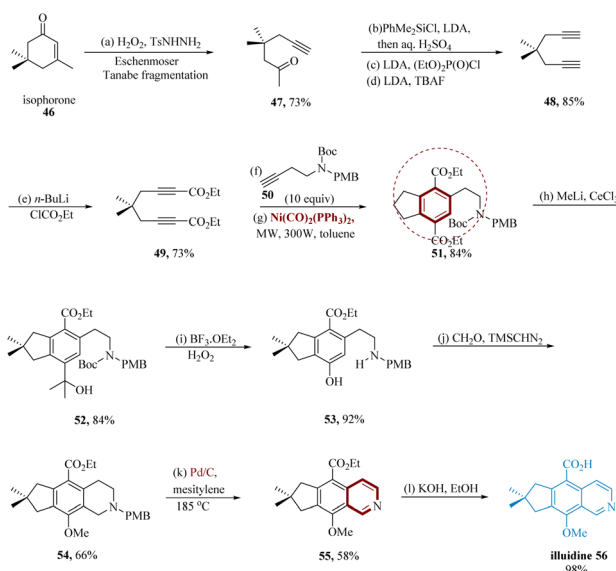
Scheme 10 Synthesis of 4-(3,4-dichlorophenyl)-*N*-methyl-1,2,3,4-tetrahydro naphthalene amine (sertraline).

Shen *et al.* described new lactam-fused chroman compounds with dual affinities for the 5-HT1A as well as the serotonin transporter.^{66,67} An effective pathway to intermediates **66** was necessary for the formation of des-fluoro lactam-chroman amines **76**. Under the specified conditions, the aryl halide **63** was converted to the toluene derivative **64** at the start of the reaction. Aryl bromide and alkyl zinc undergo a cross-coupling that is accelerated by a transition metal. Bis-(triphenylphosphine) nickel(II) dichloride catalyzed the reaction of **63** at 50 °C using dimethylzinc in DMF, resulting in **64**. The production of the five-membered lactam **66**, which results in the regioselective isomer **74**, was eventually made possible by the production of **64**. Reductive amination was the strategy they had in mind for the synthesis of indoles to produce the necessary end products. The penultimate secondary amines **76** of new lactam-fused chroman compounds, primarily compound **77/78** having dual affinity at the 5-HT1A as well as the serotonin transporter *in vitro* cAMP turnover model, were produced by reductive amination of lactam-fused chroman amines *via* indole-substituted alcohols **75** (Scheme 11).⁶⁸

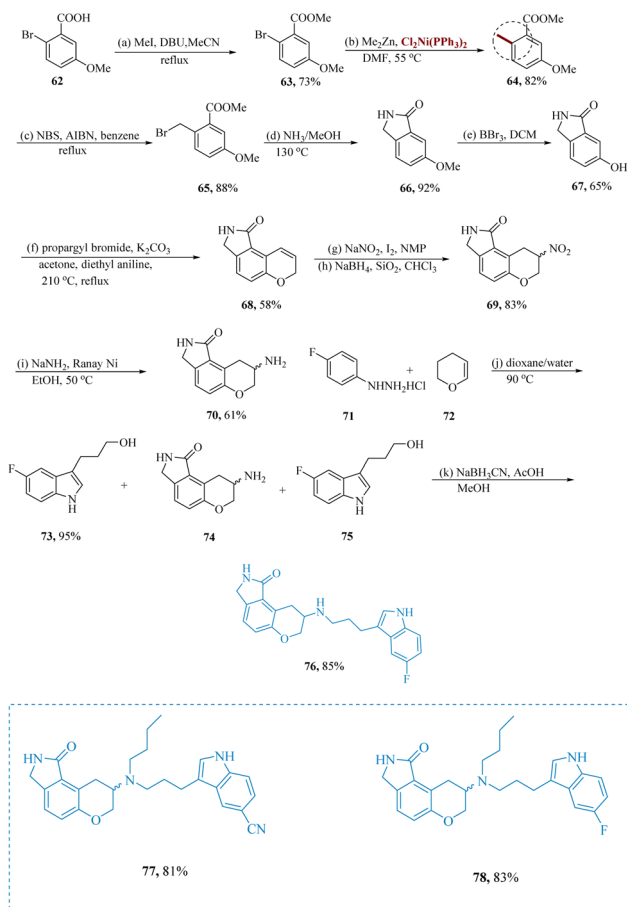
Furutachi *et al.* reported A hetero-bimetallic Ni/La-salan **2d** complex of phosphine oxide was used in the catalytic decarboxylative 1,4-addition to 4-MeO-3-cyclopentyloxyC₆H₃-substituted nitro-alkene **79**, which produced product **81** in 80% yield and 93% ee. By treating **81**'s nitro group with Zn and (CH₃)₃SiCl, the nitro group was converted to an amine, and subsequent cyclization occurred during workup to produce (*S*)-rolipram **34** in yield of 83% (Scheme 12).⁶⁹

Bioactive compounds, pharmaceuticals, and organic functionalized materials all frequently contain C(sp₂)–S bonds.^{70–75} As a result, metal-catalyzed C(sp₂)–S formation is now receiving more and more attention.^{76–79} The direct C(sp₂)–H thiolation of amides and sulfides was effectively used as the crucial step in the formation of quetiapine.

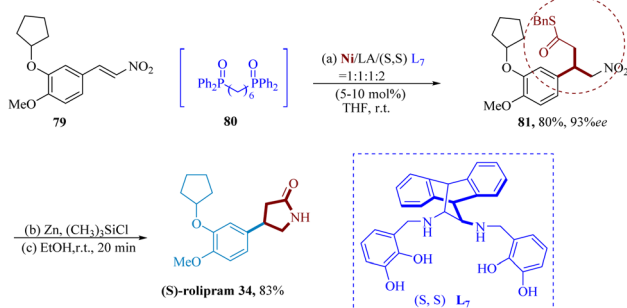
Li & wang reported the synthesis of quetiapine an atypical antipsychotic drug that has been licensed for treating bipolar disorder and schizophrenia.^{80,81} For accessing quetiapine this



Scheme 9 Synthesis of 9-methoxy-7,7-dimethyl-7,8-di-hydro-6*H*-cyclo penta iso-quinoline-5-carboxylic acid (illudinine).



Scheme 11 Synthesis of 8-((3-(1H-indol-3-yl)propyl)amino)-2,3,8,9-tetrahydro-pyrano[3,2-e]isoindol-1(7H)-one.

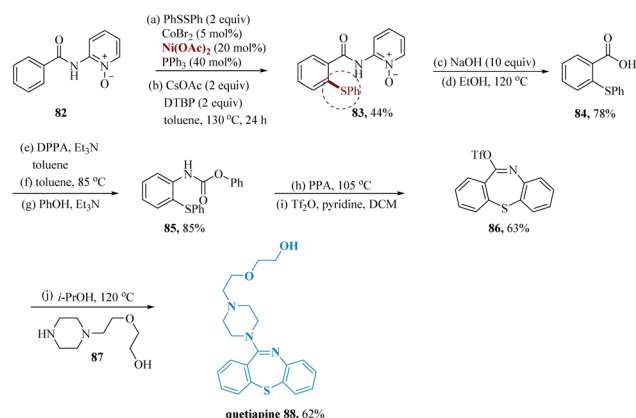


Scheme 12 Synthesis of rolipram.

synthetic approach was constructed using direct C–H thiolation of benzamides as opposed to the conventional synthetic procedure, which involved cross-coupling of benzenethiols and aryl halides.^{80,82,83} The anticipated product **83** on a gram scale was produced by thiolating 1,2-diphenyldisulfane with 2-benzamidopyridine-1-oxide **82**. Then, by hydrolyzing the amide, a derivative of benzoic acid **84** was produced. After that, the compound **84** underwent Curtius rearrangement and was treated with phenols to produce carbamate **85**. After that, polyphosphoric acid facilitated cyclization, which was then

followed by pseudohalogenation to produce triflate **86**. Finally, the nucleophilic substitution of the piperazine **87** with triflate **86** led to the desired Quetiapine **88** product (Scheme 13).

Based on the above-mentioned mechanistic investigations a proposed mechanism is illustrated in Fig. 3. Initially, the coordination of benzamide **A** with a cobalt(II) catalyst and a subsequent ligand exchange brought intermediate **B**, which was detected by ESI-MS. Next, the cobalt(II) complex is oxidized by DTBP yield cobalt(III) intermediate **C**, which undergoes a reversible C–H cobaltation to afford cobaltacycle species **D**. Subsequently, radical coupling of intermediate **D** with the thi-oether radical yielded from disulfides in the presence of DTBP provides cobalt(IV) intermediate **E**. Finally, reductive elimination of **E** following protonation furnishes the desired product **G** and cobalt(II) catalyst to finalized the catalytic cycle. The rate-determining progression could be the reductive elimination of intermediate **E** (Fig. 3).⁸³



Scheme 13 Synthesis of 2-(2-(4-(dibenzo[1,4]thiazepin-11-yl)piperazin-1-yl)ethoxy)ethan-1-ol (quetiapine).

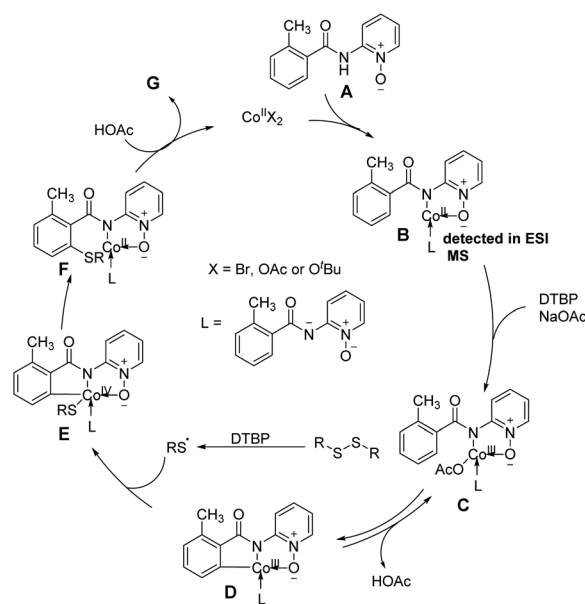


Fig. 3 Mechanism for synthesis of quetiapine.

4. Palladium catalyzed reactions

Indatraline is a potential psychoactive complex with significant binding as well as inhibitory activity aimed at monoamine reuptake neuronal sites, together with serotonin transporters & dopamine.^{84,85} Behavioral assays and *in vivo*, dialysis have suggested that indatraline has a strong dopaminergic mode of action with a prolonged half-life.^{86,87} Additionally, indatraline was found to decrease the self-administration of cocaine in monkey trials.⁸⁸

Pastre & Correia developed a synthesis of the psychoactive drug indatraline. To get a saturated β,β -di arylated product **91** with 85% yield, methyl cinnamate **89** was treated to Heck arylation with 3,4-dichloro benzene-diazonium tetra-fluoroborate **90**, as it was accompanied through an *in situ* catalytic hydrogenation of adduct **91**. Due to the generation of side products during the dehalogenation process, control of a hydrogenation phase is important. Next, the ester **91** was hydrolysed through aqueous KOH to produce the analogous acid **92** in a 91% yield. Successive cyclization *via* PPA and/or ClSO_3H produced the well-known intermediate **93** of (\pm)-indatraline **94** in yields of 38% & 70% (Scheme 14).^{89,90}

2-Oxazolidinones have attracted considerable attention owing to their significant heterocyclic scaffolds having a diverse range of pharmacological activities. Oxazolidinones are a significant class, naturally existing substances and promising medicinal frameworks with a variety of biological and pharmacological activities, including antimicrobial, antibacterial, antidepressant, anti-Parkinson's, anticancer, and anti-HIV activity.^{91,92} The usage of 2-oxazolidinones as chemical precursors in organic synthesis is also very common. Consequently, the synthesis of such therapeutic heterocyclic compounds has received a lot of attention.

Arshadi *et al.* synthesized toloxatone with the brand name Humoryl, **33** is an antidepressant drug that is marketed in several different countries comprising 2-oxazolidinones moieties as a structural unit. It functions as a reversible selective MAO-A (RIMA) inhibitor.⁹³ These valuable heterocyclic composites are also widely used in the construction of organic compounds.⁹⁴

Palladium-catalyzed carboxylation of secondary α,α -disubstituted *N*-propargyl amines **95** with CO_2 produced the highly

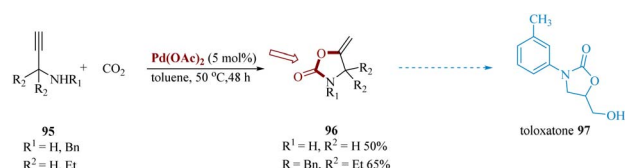
substituted 2-oxazolidinones **96**. $\text{Pd}(\text{OAc})_2$, finest effective for the conversion, including $\text{Pd}_2(\text{dba})_3$, $\text{Pd}(\text{PPh}_3)_4$, $\text{NiBr}_2(\text{PPh}_3)_2$, $\text{IrCl}(\text{CO})(\text{PPh}_3)_2$ and $\text{RuH}_4(\text{PPh}_3)_2$. Substituted oxazolidinones **96** were then converted to toloxatone **97** over subsequent steps (Scheme 15).⁹⁵

Among the most effective tricyclic antidepressants for blocking serotonin and norepinephrine reuptake is clomipramine. Although it raises the risk of seizures at high dosages, it has been proven to be useful in curing obsessive-compulsive disorder.

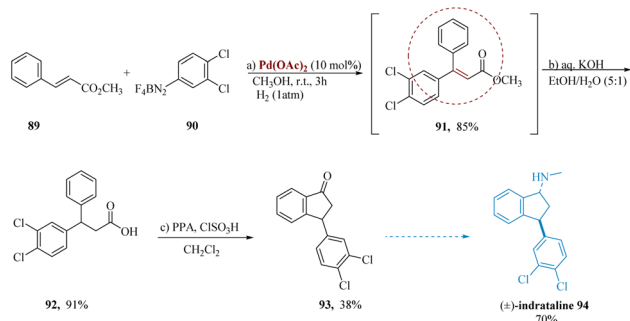
Because of their remarkable biological activity, 5*H*-dibenzo [*b,f*]azepines are the primary pharmacophore in clomipramine.^{96–98} Casnati *et al.* reported the formal synthesis of clomipramine used commercially accessible 4-bromochlorobenzene **98**, 2-bromoaniline **100**, also norbornadiene **99**, along with cesium carbonate and dimethyl formamide, to produce the anticipated 3-chloro-5*H*-dibenzo [*b,f*]azepine **101** in yield of 65%. This compound was easily transformed to the resultant dihydro compound **102** in 95% yield by a simple reduction of a conjugated (=)-bond using the multipurpose Mg in MeOH at 50 °C for 1.5 hours. Finally, 3-chloro-*N,N*-dimethylpropan-1-amine **103** can be employed in alkylation to obtain the desired Clomipramine **104** (Scheme 16).^{99–101}

Lumateperone, also known as ITI-007, is a strong 5-HT2A antagonist, post-synaptic D2 antagonist, and inhibitor of serotonin transport that was formed *via* Intra-Cellular Therapies.¹⁰² In 2017, the US FDA gave global approval for the single-dose oral administration of schizophrenia treatment in adults. The 5-HT2A, D2, D1/GluN2B, and SERT receptors exhibit a significant selectivity for the tetracyclic quinoxaline-type substance.¹⁰³

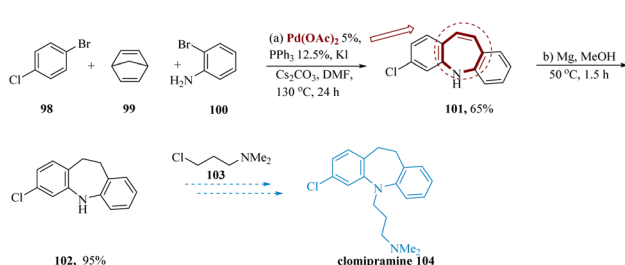
Flick *et al.* described a simple and scalable pathway to lumateperone **119** and its structurally related compounds.¹⁰⁴ Tricyclic indole **107** was produced using a Fischer indole with ketone **106** starting with hydrazine **105**.¹⁰⁵ Reduction with tri-



Scheme 15 Synthesis of 5-(hydroxylmethyl)-3-(*m*-tolyl)oxazolidine 2-one (toloxatone).



Scheme 14 Synthesis of 3-(3,4-di-chlorophenyl)-*N*-methyl-2,3-dihydro-1*H*-inden amine (indatraline).

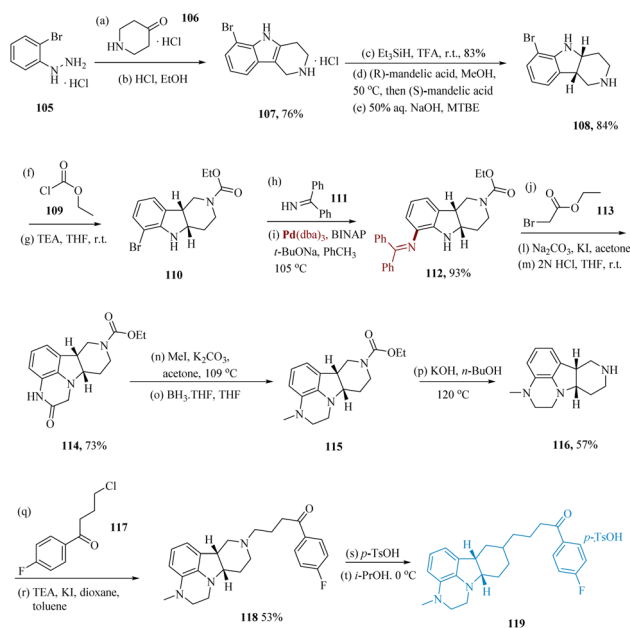


Scheme 16 Synthesis of 3-(3-chloro-10,11-dihydro 5*H*-dibenzoazepine 5-yl)-*N,N*-dimethylpropane amine (clomipramine).

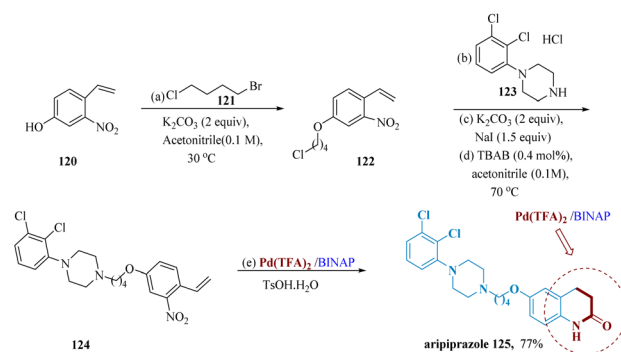
ethylsilyl hydride, treating the resultant product with (*R*)-mandelic acid in MeOH, consequent synthesis of the (*S*)-mandelic acid diastereomeric salt, and free-basing with aq. NaOH yielded pure *cis*-indoline chirally **108**. Protection of the amine and consequent Buchwald–Hartwig^{106,107} with **111** gave cyclization precursor **112**. Tetracycle **114** was produced by spontaneous ring closure as a result of the *N*-alkylation of ethyl bromoacetate **113**, following hydrolysis of the diphenylamine. Piperazine **115** was produced by again *N*-alkylation, following carbonyl reduction with borane in THF. The fully elaborated *cis*-tetracycle **118** was synthesized *via* hydrolysis of carbamate and *N*-alkylation using 4-chloro-1-(4-fluorophenyl)butane-1-one **117**. Lumateperone tosylate **119** was produced by dissolving **118** in isopropanol and treating it with a *p*-toluene sulfonic acid solution (Scheme 17).^{108,109}

A new class of antipsychotic medication called aripiprazole (Abilify) is primarily utilized to cure schizophrenia and bipolar disorder.¹¹⁰ Because of the generation of difficult-to-remove isomers¹¹¹ and the need for much more explosive Na azide as a nitrogen source and erosive TFA as the solvent, its conventional synthetic procedures usually gave poor yields. Yang *et al.* developed a faster synthetic pathway and milder reaction conditions allowed for a 77% total yield of aripiprazole using **120** as the initial substrate & current technology as the primary catalytic procedure. When the reaction was carried out in a Pd(TFA)₂/BINAP/TsOH/H₂O system, the NO₂ group was completely deoxygenated and carbonylated to generate the isocyanate, which was then internally hydro-cyclized to produce aripiprazole **125** (Scheme 18).¹¹⁰

Milnacipran is a serotonin noradrenaline reuptake inhibitor (SNRI), and its amine-containing cyclopropane moieties display a variety of biological activities.^{112–119}

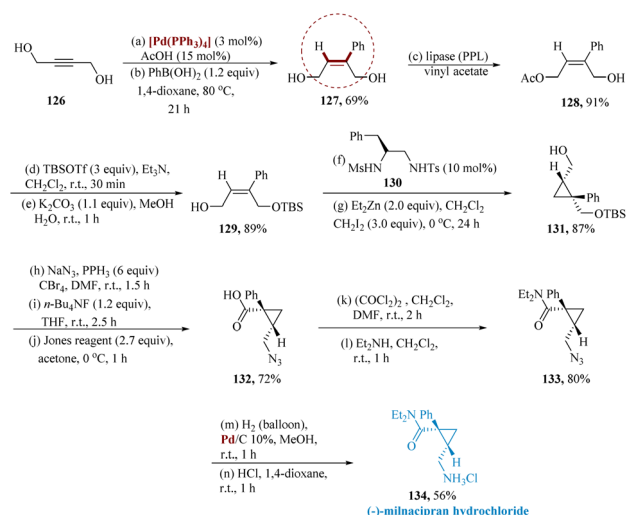


Scheme 17 Synthesis of 1-(4-fluoro-phenyl)-4-((6b,10a)-3-methyl-2,3,6b,7,8,9,10,10a-octa-hydro-1H-pyrazino[3,2,1]carbazol-8-yl)butane-1-one (lumateperone).



Scheme 18 Synthesis of 7-(4-(4(2,3-dichloro-phenyl)piperazin-1-yl)-butoxy)3,4-dihydro quinolone 2(1H)-one (aripiprazole).

Ishizuka *et al.* reported an asymmetric production of milnacipran, initially, compound **129** was generated from radially available but-2-yne-1,4-diol **126**. By reacting with phenylboronic acid, compound **126** was transformed into (*Z*)-2-phenyl but-2-ene-1,4-diol **127**. Using monoacetylation catalyzed by porcine pancreas lipase (PPL), the C4-hydroxy groups of **127** were regioselectively preserved to provide **128**. The C1-hydroxy group of **128** was protected with a *t*-butyldimethylsilyl group, and the C4-acetoxy group was then alkaline hydrolyzed to generate **129**, which were then reacted with diiodomethane along with diethylzinc in 10 mol% of **130** to generate **131** with a yield of 87% (59% ee). Further primary hydroxy group of **131** was transformed into an azide; a *t*-butyldimethylsilyl group was then removed utilizing fluoride ions, and eventually, primary alcohol was oxidized utilizing Jones reagent to produce carboxylic acid **132**. The carboxy group of **132** was transformed to amide **133**, the azide group of **133** was hydrogenated, and the reaction with HCl provided the required optically active (–)-milnacipran hydrochloride **134** with 72% enantiomeric excess (Scheme 19).¹²⁰



Scheme 19 Synthesis of 2-((chloro-azanyl)methyl)-*N,N*-diethyl-1-phenyl cyclopropane carboxamide (milnacipran).

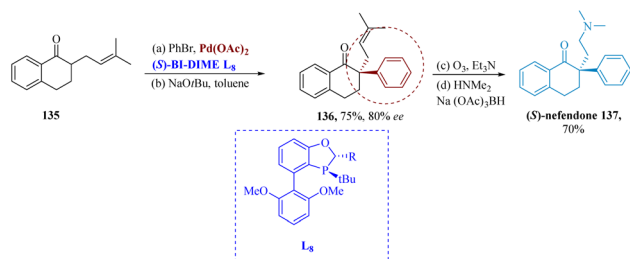
The absorption of norepinephrine and serotonin is potently and specifically inhibited by the drug nafenodone. Rao *et al.* described the effective synthesis of an antidepressant (*S*)-nafenodone. It was made possible by sterically hindered enantioselective α -arylation *via* palladium driven by chiral mono-phosphorus ligand BI-DIME **L**₁₃. Pd-(*S*)-BI-DIME serving as a catalyst, tetralone **135** reacted with PhBr to produce **136** in an 80% efficient and 75% yield. (*S*)-nafenodone **137** was produced *via* ozonolysis, reductive amination, and subsequent reaction with HNMe₂/Na(OAc)₃BH (Scheme 20).¹²¹

The universal α,β -esters were well-known as important olefin frameworks, and they were successfully used for parallel drug formation of (*Z*)-zimelidine. Ashida *et al.* reported the synthesis of an extremely selective serotonin reuptake inhibitor zimelidine, from readily available (*Z*)-stereo defined enol tosylates obtained from β -ketoesters **138** as well as α -formyl esters.¹²²

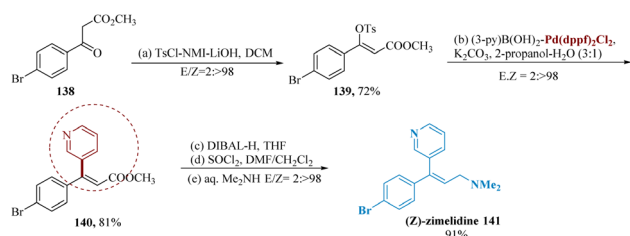
Parallel and stereo-complementary enol tosylations were achieved *via* treating with starting material, undergoing Suzuki-couplings utilizing (3-Py)B(OH)₂ which gave the compound **140**. Our desired therapeutic molecule, (*Z*)-zimelidines **141**, was then produced after being further treated with DIBAL-H, SOCl₂, and aq. dimethyl amine (Scheme 21).¹²³

3, 4-dihydro 2(1*H*)-quinolinones were marketed as an anti-psychotic drug and exhibit promising antidepressant properties that are similar to those of aripiprazole.^{124–127} Triazole serves as the primary structural motif in a wide range of medicinal molecules, revealed to possess a variety of biological activities.^{128,129}

In the FST and TST, the novel compound shows higher antidepressant efficacy than fluoxetine, as well as modest anti-convulsant action. These compounds could be employed as supplements to existing antidepressants to cure depression in epilepsy patients.



Scheme 20 Synthesis of 2-(2-(dimethylamino) ethyl)-2-phenyl-3,4-dihydro naphthalen-1(2*H*)-one (nafenodone).



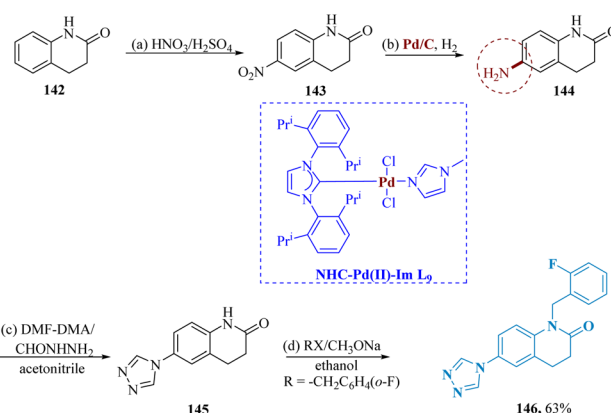
Scheme 21 Synthesis of 3-(4-bromophenyl)-*N,N*-dimethyl-3-(pyridin-3-yl)prop-2-en-1-amine (zimelidine).

Deng *et al.* described the synthesis of triazole-containing quinolinones. The readily accessible 3, 4-dihydro-2(1*H*)-quinolinone **142** underwent successive nitration and catalytic hydrogenation to synthesize the compound **144**. Then, compound **144** was reacted with dimethoxy-*N,N*-dimethylmethanamine (DMF-DMA) as well as formyl-hydrazine in acetonitrile to produce compound **145**. In contrast to fluoxetine, the target compound **146** was produced by the successive alkylation **145** with a range of diverse alkylating agents (Scheme 22).¹³⁰

Song *et al.* described the synthesis of triazole containing quinolinones as a potent antidepressant. Starting with nitroaniline **147** and treating it with propionic anhydride & acetic anhydride in refluxed acetic acid to produce the compound **148**. NO₂ reducing conditions of Pd/C as well as hydrazine hydrates were used to reduce compound **148** to produce compound **149**. After that, compound **149** was treated with formyl hydrazine and triethyl orthoformate in acetonitrile to produce compound **150**. Finally, compound **151**, which was produced by alkylating compound **150** with a range of diverse alkylating agents, demonstrated greater antidepressant ability than fluoxetine in the TST and FST studies (Scheme 23).¹³¹

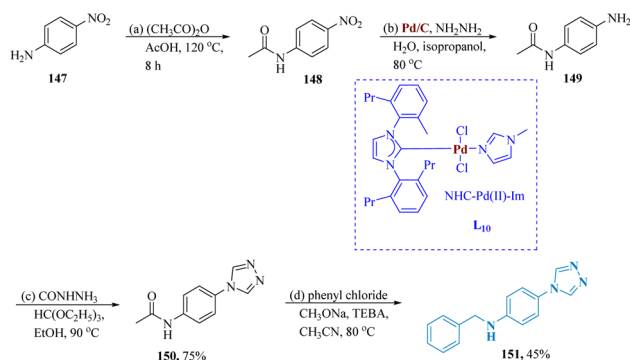
Clinical research on psychiatric disorders and migraines has concentrated on NK1 receptor antagonists.¹³² SSRIs are currently employed to cure mental illnesses because they prevent the uptake of 5-HT, which increases levels of 5-HT inside synaptic cleft.^{133,134} A novel category of antidepressants with therapeutic potential may be produced by combining SR inhibition mostly with modification of 5HT activity through NK1 antagonist.^{135–137}

Risatti *et al.* reported the optimal α -arylation process which involves the formation of lithium enolate **153** using lithium dicyclohexyl amide accompanied *via* palladium with **154** utilizing tri-*tert*-butyl phosphonium tetra-fluoroborate as a ligand to provide ester **155**. That was then reduced using lithium aluminum hydride to generate alcohol **156** in yields of 77%. LAH was also used to convert *N*-Boc to *N*-methyl, with a yield of 78–82%.

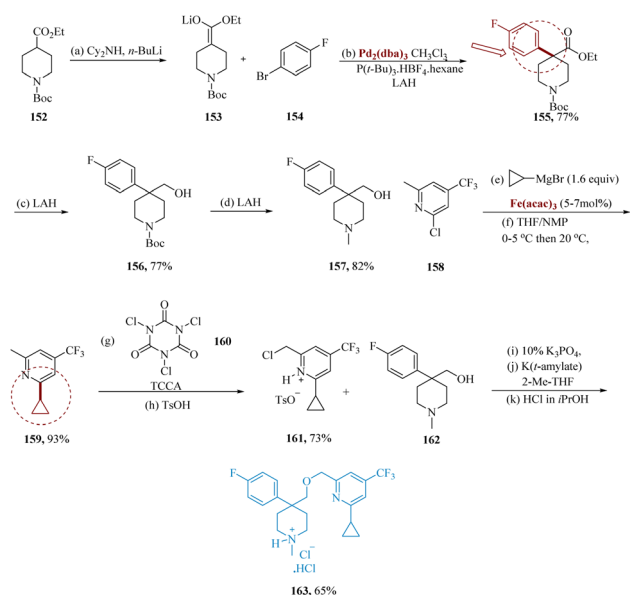


Scheme 22 Synthesis of 1-(2-fluoro-benzyl)-6-(4*H*-1, 2,4-triazol-4-yl)-3,4-dihydro-quinolin-2(1*H*)-one.



Scheme 23 Synthesis of *N*-benzyl-4-(4*H*-1,2,4-triazol-4-yl)aniline.

Through an iron-catalyzed coupling and TCCA chlorination, the 2,4,6-trisubstituted pyridine is synthesized selectively. However, after being treated with trichlorocyanuric acid **160**, pyridine **159** was transformed into the necessary benzyl-chloride **161**. Following the reaction, benzyl chloride **161** was produced as its *p*-toluene sulfonic acid (*p*-TSA) salt, including a dichloro impurity (5% LCAP) and leftover starting molecule **159**. Finally, salt of *p*-toluenesulfonic acid **161** was synthesized from **158** with a yield of 68%, requiring just two synthetic transformations as opposed to the Boekelheide method's four stages, which resulted in a yield of 54%. Additionally, the method for coupling completely functionalized pyridine and piperidine components was extremely convergent, evaded the processing of non-crystalline products, and needed no chromatographic purifications. The crystalline HCl salt of **163**, that were separated in 61–65% yield, was produced by etherifying the potassium alkoxide of **157** with a free base **162** (Scheme 24).¹³⁸



Scheme 24 Synthesis of 4-(((6-cyclo-propyl-4-(trifluoro-methyl)-pyridine-2-yl)methoxy)methyl)4-(4-fluoro phenyl)-1-methyl piperidin-1-ium chloride (1 HCl) dual NK-1/serotonin receptor antagonist.

5. Gold-catalyzed reactions

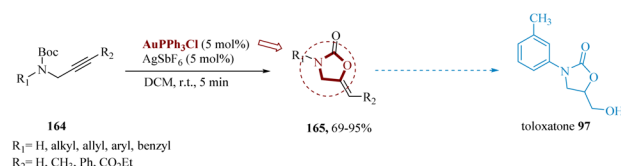
Vessally *et al.* reported a metal-catalyzed intra-molecular cyclization of *N*-Boc-protected propargyl amines using the AuPPh₃-Cl/AgSbF₆ combination as the catalytic system to produce functionalized 2-oxazolidinones.¹³⁹ Other catalysts, such as Pt(CH₃CN)₂(SbF₆)₂ and AuCl₃, were discovered to increase the reaction in the optimization study, however, Au(PPh₃)SbF₆ provided the best results. *N*-Boc-protected propargyl amines **164** produced alkylidene 2-oxazolidinones **165** with fair to high yields and exceptional (*Z*)-selectivity under optimal conditions. Other merits of this synthetic methodology included simplicity, low reaction times, and a wide range of substrate scope. For instance, in the production of the antidepressant toloxatone **97** (Scheme 25).¹⁴⁰

6. Manganese-catalyzed reactions

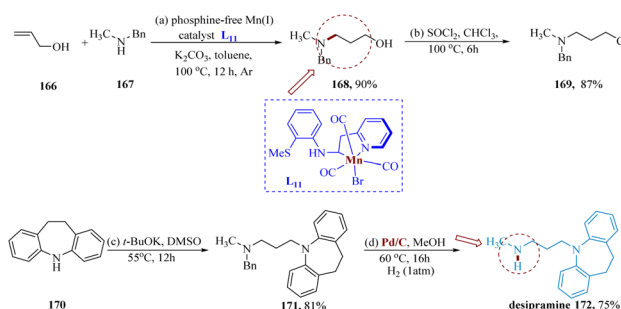
Desipramine is employed to treat depression, that works by enhancing the activity of a chemical called norepinephrine in the brain. This medication is a tricyclic anti-depressant. It might also be suitable to cure indications of attention-deficit hyperactivity disorder (ADHD).¹⁴¹

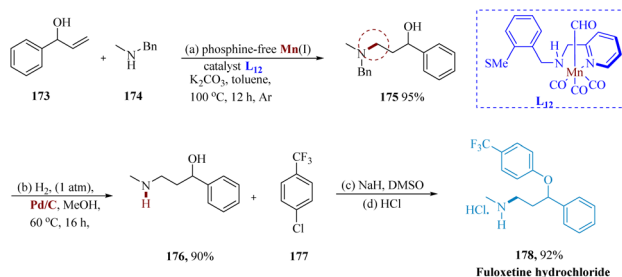
Das *et al.* synthesized the precursor molecule **168** with exclusive anti-Markovnikov selectivity produced by hydrogenating allyl alcohol **166** with *N*-methylated aniline **167** and was transformed to chloro derivative **169** in yield of 87%, which was catalyzed *via* phosphine free Mn(I) **L11** complex found abundantly in Earth and was carried out under hydrogen-borrowing conditions. Then, imino-dibenzyl treatment and debenzylation produced the antidepressant medication desipramine **172** in two steps with combined yields of 61% (Scheme 26).¹⁴²

γ-Amino alcohols serve as efficient synthetic intermediates for a variety of drugs and bioactive compounds.¹⁴³ Das *et al.*



Scheme 25 Alternative synthesis of toloxatone.

Scheme 26 Synthesis of 3-(10,11-di-hydro 5*H*-dibenzo azepin-5-yl) *N*-methyl propane amine (desipramine).

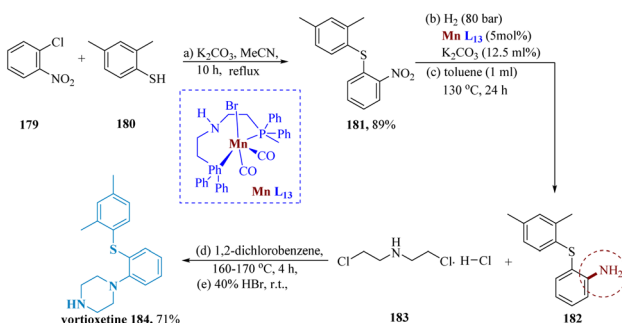


Scheme 27 Synthesis of *N*-methyl 3-phenyl-3-(4-(trifluoro-methyl) phenoxy)propane amine (fluoxetine).

reported the synthesis of fluoxetine using a phosphine-free Earth's abundant Mn(I) catalyst. Under hydrogen-borrowing conditions, Mn(I) composite catalyzed the selective hydroamination of allyl alcohols & 2° allylic alcohols with exceptional functional compatibility. 3-Benzyl(methyl)amino phenyl propane-1-ol **175**, produced by treating 1-phenylprop-2-en-1-ol **173** with *N*-methyl-1-phenylmethanamine **174** and subjecting it to Mn, is then hydrogenated by using Pd/C in methanol at 60 °C for 16 hours. When the amine **176** was treated with 4-chlorobenzotrifluoride **177**, it produced **178**, as the hydrochloride salt (Scheme 27).¹⁴²

Vortioxetine is a member of the bis-aryl-sulfanyl amines class and is chemically known as 1-[2-(2,4-dimethyl-phenylsulfanyl)-phenyl]-piperazine. Its main effects are the direct modulation of the 5-HT receptor and the selective blockade of SR (by inhibiting the SERT).¹⁴⁴

Mao *et al.* reported the synthesis of vortioxetine hydrobromide on a hectogram scale. Starting with 2,4-dimethylbenzenethiol **180** and 1-chloro-2-nitrobenzene **179**, both of which are readily available in the market, the reaction with potassium carbonate in acetonitrile produced the desired intermediate **181** that was then purified through recrystallization in acetonitrile to yield the pure product in a total yield of 89%.¹⁴⁵ The required aniline derivative **182** is produced in 74% yield when the generated nitrophenylsulfane derivative **181** undergoes catalytic hydrogenation in the presence of Mn-1 under the optimal reaction conditions. It is worth noting that the activity of transition metals is frequently impeded by thio- and amino groups. Additionally, several Mn(0) species



Scheme 28 Synthesis of 1-(2-((2,4-dimethyl phenyl) thio)phenyl) piperazine (vortioxetine).

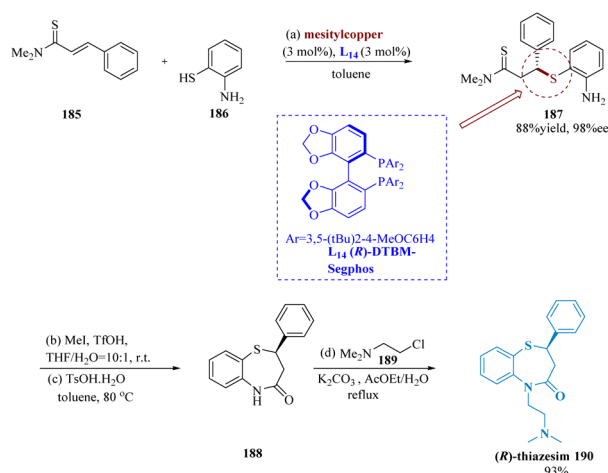
produced in late transition-metal catalyzed processes experience (C–S) oxidative additions which can be avoided by using Mn-L₁₃. The required vortioxetine **184** is then produced by the reaction of **182** with 2-chloro-*N*-(2-chloro-ethyl)ethane amine hydrochloride **183** (Scheme 28).^{146,147}

7. Copper-catalysed reactions

In many biological molecules, 1,5-benzo thiazepines are preferred heterocyclic pharmacophores.¹⁴⁸ Ogawa *et al.* described speedy accessibility to 1,5-benzothiazepines using mesityl copper/(*R*)-DTBM segphos (DTBM = 3,5-di-*tert*-butyl-4-methoxy), pre-catalyst for conjugate addition of α,β -unsaturated thioamides **185** & thiophenol **186**. The complex of mesitylcopper and (*R*)-DTBM segphos **L₁₄** may function as effective catalysts for direct enantio-selective production of C–S bonds. Several 1,4-conjugate addition compounds were produced by successfully using a range of electron-rich and deficient α,β -unsaturated thio-amides as electrophilic substrates in toluene at 0 °C. The second conversion required the utilization of methyl iodide for methylation of thio-amide functionalities, which produced a transitory thioester that was cyclized at 80 °C using a catalytic proportion of *p*-toluene sulfonic acid monohydrate (TsOHH₂O). Following side chain addition, a 93% yield of (*R*)-thiazesim **190** was achieved (Scheme 29).¹⁴⁹

Reboxetine, a selective norepinephrine reuptake inhibitor1 (SNRI), is used to treat depression, narcolepsy, cocaine dependence disorder, and hyperactivity disorder.^{150,151} In contrast to its (*R,R*) enantiomer, (*S,S*)-reboxetine is much more potent and specific for both nor-epinephrine transporters.¹⁵²

Liu *et al.* used Cu-L₆ chiral amino alcohol-copper(II) catalyst to facilitate the diastereoselective nitro-aldol reactions of nitromethane with chiral aldehyde, which potentially leads to the privileged synthesis of specific stereoisomer for nitro-diol derivatives, Cu-L₁₅ chiral amino alcohol-copper(II) catalyst was used. The nitro-aldol adduct (1*S*,2*S*) **192** was produced in 86% yield when the aldehyde (1*S*,2*S*) **191** was reacted with CH₃NO₂ in



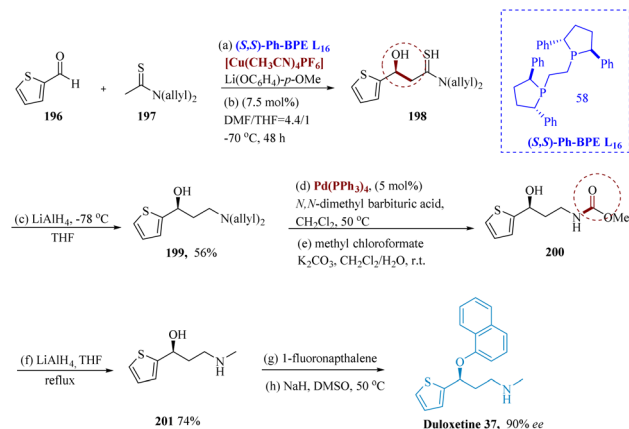
Scheme 29 Synthesis of 5-(2-(dimethyl-amino)ethyl)2-phenyl-2,3-di-hydro benzo[1,4]thiazepin-4(5*H*)-one (thiazesim).

the presence of Cu-L₆. The O-TBS-protected molecule **192** was first deprotected with 3 N HCl to generate the diol **193**, which was then hydrogenated with Pd/C and subjected to a series of treatments with ClCH₂COCl while being accompanied by a base to yield the chloroacetamide derivative **194** in 71% yield. The morpholine derivative (2*S*,3*S*) **195** was developed in 70% by cyclizing the amide derivative (2*S*,3*S*) **194** with *t*-BuOK, then reducing the amide with LAH and protecting it with *N*-Boc. Ultimately, derivative **195** was converted to (*S*,*S*) reboxetine **26** in 85% yield (Scheme 30).¹⁵³

Duloxetine, a powerful antidepressant for the treatment of serious depressive disorders.⁵⁹ Inhibitors of serotonin and norepinephrine reuptake for the treatment of several illnesses associated with depression.^{154,155} Larik *et al.* reported that thioamides are employed as significant precursors for (C-C), leading to an aldol product having 92% ee for the enantioselective direct asymmetric aldol reaction that produces (*S*)-duloxetine. The chirality has been produced by constructing a soft Lewis acid/hard Brønsted base co-ordinated catalyst consisting of [Cu(CH₃CN)₄]PF₆, (*S*,*S*)-PhBPE **L**₁₆, and Li(OC₆H₄-*p*-OMe), where thioamide was chemoselectively activated *via* soft-soft interaction of Cu⁺ and sulfur atom, resulting in the unique production of the thioamide enolate in aldehyde which undergoes reduction and synthesized compound **199**. Molecule **200** was produced in two steps using 5 mol% of Pd(PPh₃)₄ and *N,N*-dimethyl of barbiturates in DCM at 50 °C. This molecule then underwent LiAlH₄ reduction to produce molecule **201**. The final target product **37** was then produced with a 65% yield by adding sodium hydride and 1-fluoro naphthalene (Scheme 31).¹⁵⁶

Yang *et al.* reported the synthesis of triple reuptake inhibitor (TRI) ALB 109780, which prevents the reuptake of serotonin, norepinephrine, and dopamine, may help cure depression.¹⁵⁷

In the proximity of potassium carbonates, copper(i) iodide as well as L-proline in DMS (dimethyl sulfoxide), the reaction between compounds **202** and **203** produced the intended product **204** as the light-yellow limpid solid in 68% yield. A preliminary analysis of the reaction situations for the α-arylation of **204** showed that BINAP, NaOt-Bu, and Pd(OAc)₂ were the best catalysts for this reaction. Compared to toluene, dioxane



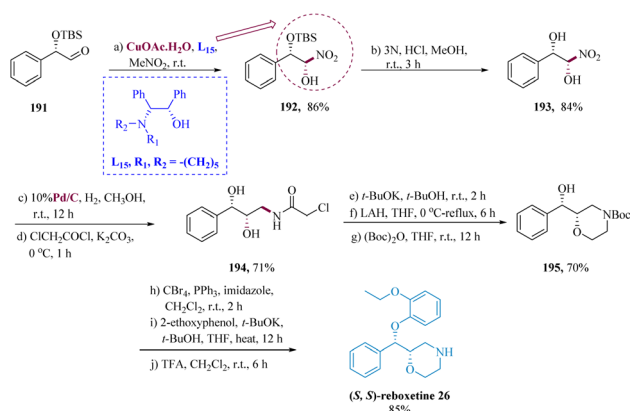
Scheme 31 Synthesis of (duloxetine).

often offered superior adaptation and crude purity. Regardless of the quantity of catalyst utilized, increasing the addition of compound **205** harms the reaction's crude purity. Higher base concentrations resulted in improved conversion. With 1.2 equiv. of compound **205** at 80 °C, 5% Pd(OAc)₂, BINAP as the ligand in dioxane, and 1.5 equiv. of NaOt-Bu, the best results were obtained.

Borane-dimethylsulfide (BMS) was used to reduce **206** in the presence of THF and 6 N HCl at 35 °C in a nitrogen environment. The resultant solution was then stirred at 40 °C till it was finished. Over the reduction and treatment with charcoal, compound **207** was separated also as a yellow solid with a 66% yield. After the treatment, purity rose to 95.4% from 87.5%.

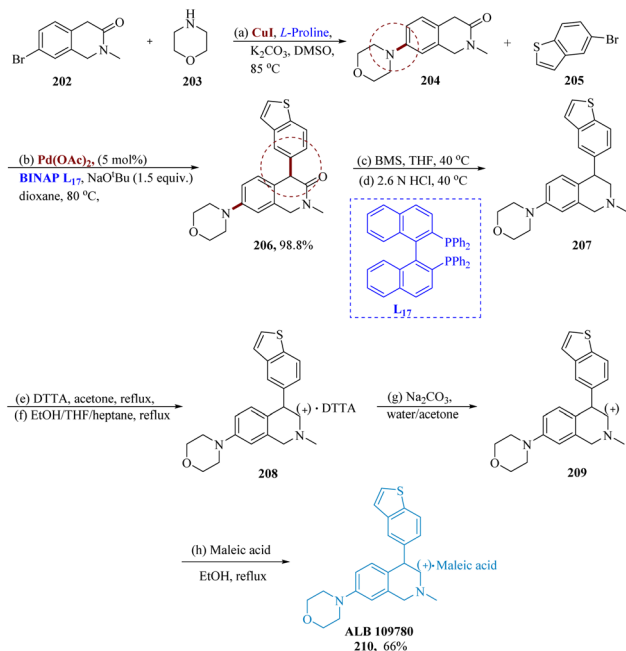
By adding (+)-DTTA to a racemic **207** solution in acetone at reflux, **207** was resolved using (+)-di-*p*-toluoyl-D-tartaric acid. The resultant solution was chilled to 5 °C to yield the required product as the white solid *via* filtration in 81 to 88% ee. After the isolated product was recrystallized using heptane as an anti-solvent to speed up crystallization and 10% THF/EtOH at reflux (68 °C), the chiral limpidness was significantly improved to 98.8% enantiomeric excess. On a scale, **208** was reacted with 6 equiv. of Na₂CO₃ solution while being immersed in a mixture of aq. acetone. The resulting suspension underwent filtration to provide 97.1% HPLC purity and a quantitative yield of the target product. It was discovered that the chiral purity was 94.3%. The free base **209** was allowed to react with a solution of 1.1 equivalent to maleic acid after being heated to reflux in ethanol. It was filtered after cooling to 5 °C, yielding the anticipated product **210** as a white solid with a yield of 91% and HPLC purity of 98.1%. After isolation, the chiral purity was found to be greater than 99.9%. Additionally, small-scale investigations showed that during salt generation, from the starting substrate with only 86% ee, the chiral purity is sometimes increased to 99% (Scheme 32).¹⁵⁷

Uwamori & Nakada synthesized Hyperforin, which was derived from *Hypericum perforatum* L., which prevents synapses from reabsorbing neurotransmitters.^{158,159} The compound known as hyperforin, which belongs to the family of poly-prenylated acyl phloroglucinols (PPAPs), is composed of a strongly oxygenated and highly substituted bi-cyclo[3.3.1]



Scheme 30 Synthesis of (*S*)-2-((*S*)-(2-ethoxy phenoxy)(phenyl)methyl)morpholine (reboxetine).





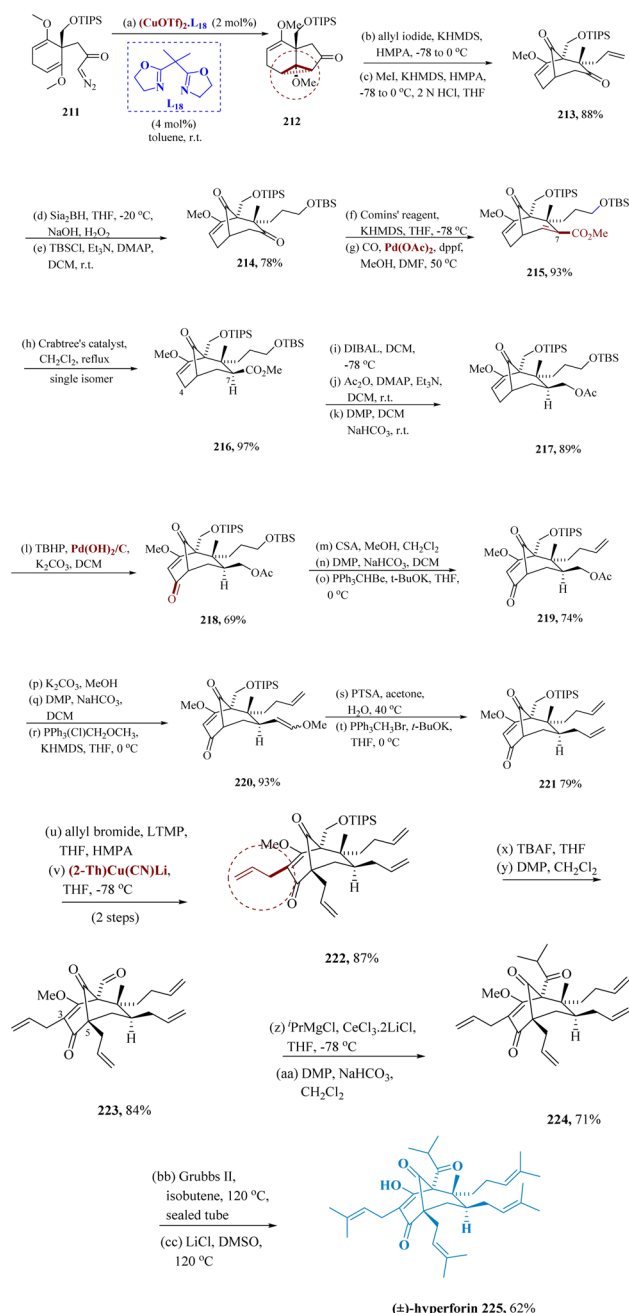
Scheme 32 Synthesis of ALB 109780, a triple reuptake inhibitor.

nonane or bicyclo[3.2.1]octane motif using geranyl or prenyl side chain derivatives prepared by intramolecular cyclopropanation.^{160,161}

Intra-molecular cyclopropanation (IMCP) of **211**, produced from methyl 2,6-dimethoxy benzoate by a series of steps, was accompanied by stereo-selective alkylation of the cyclopropane **212** via copper catalyzed complexes with 2,2'-(propane-2,2-diyl) bis(4,5-dihydro oxazole), and region-selective ring opening of a cyclo propane moiety to afford **213**. Compound **213** was transformed to compound **217** through chemo-selective as well as stereo-selective hydroboration of **213** using disiamyl borane for further protection of the subsequent hydroxyl as TIPS ether generated **214**. Synthesis of an enol triflate of **214** using Comins' reagent and Pd carbonylation provided **215**. By hydrogenating the C6–C7 alkene in **215** using Crabtree's catalyst, chemo- and stereo-selective reduction of the C6–C7 alkene were accomplished, leading to the only product **216** after refluxing dichloroethane. The directing effect of a C2–C3 methoxy alkene may be responsible for this stereoselectivity. Preferential acetylation of a 1° hydroxyl and then Dess–Martin oxidation of a C-9 secondary hydroxyl produced product **217** from the reduction of **216** with DIBAL-H. Palladium-catalyzed oxidation of **217** was used to achieve allylic oxidation, yielding **218**, which was then modified by Dess–Martin oxidation, Wittig reaction, and elimination of the TBS group to yield **219**. As mentioned earlier, Wittig reactions were also used to synthesize the allyl group at the C-7 position. In other words, potassium carbonate in methanol removed the acetyl groups from **219**, which were then proceeded via DMP and Wittig process to give **220**. After compound **220** underwent acid hydrolysis, compound **221** with an allyl group at the C-7 position was successfully produced by the Wittig reaction. Lithium 2,2,6,6-tetra-methylpiperidide was necessary for allylation at the C-5 position of **221**, as LDA

reduced the C9 ketone. Under the same circumstances, subsequent allylation at a C-3 site did not occur, requiring the utilization of thienyl cuprate as an additive, thus giving compound **222**. Compound **222** was exposed to a reaction with TBAF to construct the C-1 isopropyl ketone, and a Dess–Martin oxidation process followed to produce aldehyde **223**.

The required product was successfully obtained with a trace amount of the reduced product from the treatment of molecule **223** with the isopropyl cerium, which was successfully prepared *in situ* from $\text{CeCl}_3 \cdot 2\text{LiCl}$ and isopropyl magnesium chloride. Cross metathesis was subjected to **224**, which was produced by



Scheme 33 Synthesis of polycyclic poly-prenylated acylphloroglucinols (hyperforin).

the subsequent Dess–Martin oxidation. In the Grubbs II reagent at 60 °C, the reaction of **224** with isobutene produced a variety of products, some of which comprised compounds with cycloheptene rings that were obtained from the ring-closing metathesis among the C-7 and C-8 substituents.

Moreover, the target compound **225** was effectively produced in 93% yield at 120 °C. Under Krapcho's conditions, the C-2 methyl ether was finally cleaved (Scheme 33).¹⁶²

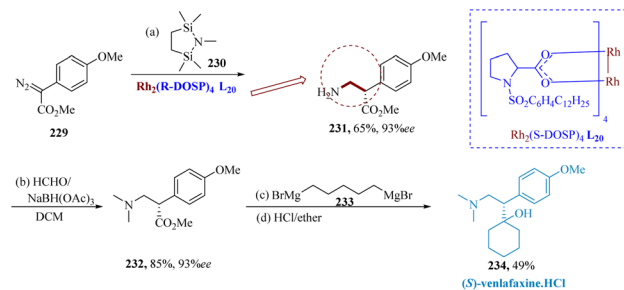
8. Rhodium-catalysed reactions

A lot of attention has been attracted to the asymmetric synthesis of optically active 1,5-benzothiazepines that have chiral drugs in the form of a sulfur-substituted stereocenter. Yin *et al.* successfully developed asymmetric hydrogenation of the number of conjugate C=C, using the Rh/ZhaoPhos catalytic system, which consists of the chiral ferrocene-based bis-phosphine & thiourea moiety as ligand. With an efficient S/C ratio of 100, asymmetric hydrogenation of **226** produced the compound (*R*)-2-phenyl-2,3-dihydro benzo[*b*][1,4]thiazepin 4(5*H*)-one **227** having the yield of 98% (98% ee). The antidepressant drug (*R*)-(-)-thiazesim **190** could be easily converted from the hydrogenation product **227** with outstanding efficiency (Scheme 34).¹⁶³

Venlafaxine, a member of the phenylethylamine class of antidepressants with a unique structure, has a chiral center at a benzylic position, a tertiary amine & a tertiary hydroxy group.^{164,165}

Preskorn described The C–H insertion reactions of bis-silylmethylamine **230** using different aryl diazo-acetates **229** were catalyzed *via* dirhodium(II)-proline, Rh₂(*S*-DOSP)₄ **L**₂₀ and produced β-amino esters in 62% yield and 93% ee. It was observed that HCHO/NaBH(OAc)₃ was a viable substitute since it effectively converted **231** to **232** in a yield of 82% at room temperature without losing ee. Finally, (*S*)-venlafaxine **234** was synthesized by reacting **232** with pentyl-1,5 magnesium bromide **233**. The Grignard reagent and the ester solutions have to be added slowly and simultaneously to the reaction vessel to achieve the best results. After working up the reaction, producing the HCl salt, and enriching by recrystallization, (*S*)-**234** was produced in a yield of 49% and 99% ee (Scheme 35).¹⁶⁶

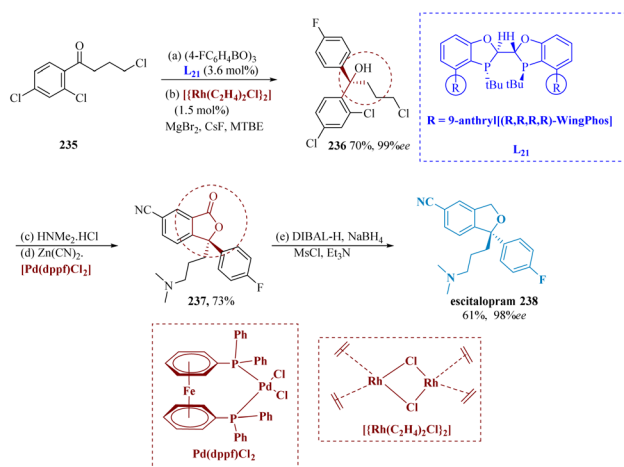
The antidepressant medicine escitalopram, also known as 3-(dimethyl amino)propyl-4-fluorophenyl-1,3-dihydro-isobenzofuran-5-carbonitrile, is one example of



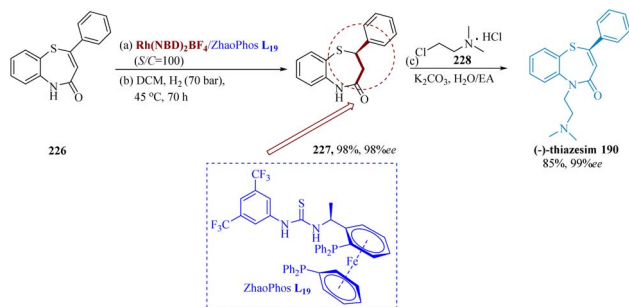
Scheme 35 Synthesis of 1-(2-(dimethyl amino)-1-(4-methoxy phenyl) ethyl)cyclo-hexane-1-ol (venlafaxine).

a pharmaceutical agent or natural product that contains chiral diaryl alkyl carbinol moieties.^{167–172} Huang *et al.* described for the first time addition of aryl-boroxines to modest aryl ketones in a highly enantioselective manner, using a Rh/(*R,R,R,R*)-WingPhos to produce chiral diaryl alkyl carbinols. It has been established that Rh/(*R,R,R,R*)-WingPhos is important for the significant reactivity and enantio-selectivity. Because of the two anthryl units in its composition, (*R,R,R,R*)-WingPhos can not only provide the necessary stereo-control but also help to bring two reactions together and increase reactivity.¹⁷³

The targeted tertiary alcohol **236** was effectively produced in 70% yield (99% ee) by adding 4-fluoro-phenyl boroxine to 4-chloro-1-(2,4-dichloro phenyl)butan-1-one **235** using the Rh/(*R,R,R,R*)-WingPhos **L**₂₁, which has excellent functional group compatibility. The lactone **237** was produced with a 73% overall yield by SN₂ displacement of chloride in **236** with amines and then cyanation–lactonization under palladium catalysis. Escitalopram **238** was produced with a combined yield of 61% and enantiomeric excess of more than 98% after being reduced from **237** using DIBAL-H/NaBH₄ and then having the ring closed with MsCl treatment. Thus, using this methodology, a fresh, brief, and extremely enantioselective synthesis of escitalopram was established (Scheme 36).



Scheme 36 Synthesis of 1-(3-(dimethyl amino)propyl)-1-(4-fluoro phenyl)-1,3-dihydro-isobenzofuran-5-carbonitrile (escitalopram).



Scheme 34 Synthesis of thiazesim.



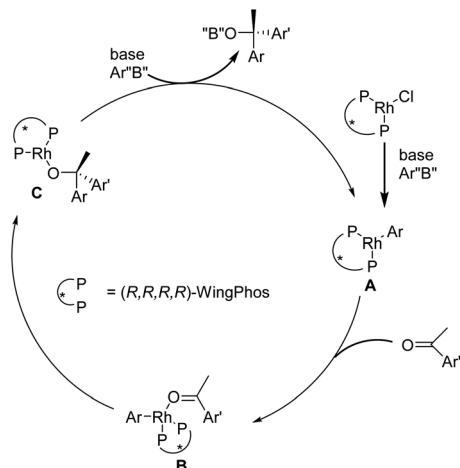
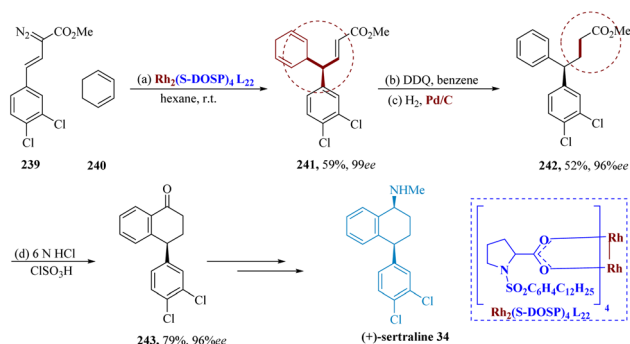


Fig. 4 Mechanism for the synthesis of escitalopram.

A simplified mechanism for this rhodium-catalyzed asymmetric inclusion of arylboroxines to simple aryl ketones is proposed in Fig. 4. Transmetalation of the aryl boron with the $[\text{Rh}(\text{Cl})\{(\text{R},\text{R},\text{R},\text{R})\text{-WingPhos}\}]$ species provides the aryl-Rh species A. This step is followed by the coordination of an aryl ketone to form the species B. The favorable conformer undergoes insertion and transmetalation with another aryl boron reagent to provide the chiral tertiary alcohol product with the ascertained stereochemistry and regenerates A (Fig. 4).¹⁷³

Davies *et al.* reported that cyclohexadienes can be successfully subjected intermolecularly to C–H insertion of phenyl diazoacetates *via* dirhodium tetrakis((*S*)-*N*-(dodecyl benzene-sulfonyl)proline) ($\text{Rh}_2(\text{S-DOSP})_4$) **L**₂₂, resulting in the asymmetric production of diarylacetates. The 1,4-cyclohexadiene **240** was produced in 99% ee by the vinyl di-azoacetate **239** and 1,3-cyclohexadiene which was catalyzed *via* $\text{Rh}_2(\text{S-DOSP})_4$ **L**₂₂. The use of cyclohexadiene **241** as a precursor for the formal synthesis of (+)-sertraline **34** has many advantages. The 4,4-diaryl butanoate **242** was produced by oxidizing **241** with DDQ and catalytic hydrogenation, with only minimal racemization (96% ee). The tetralone **243** was produced by ester hydrolysis of **242** *via* an intra-molecular Friedel–Crafts acylation (79% yield for two processes), which was then transformed into (+)-sertraline **34** (Scheme 37).¹⁷⁴



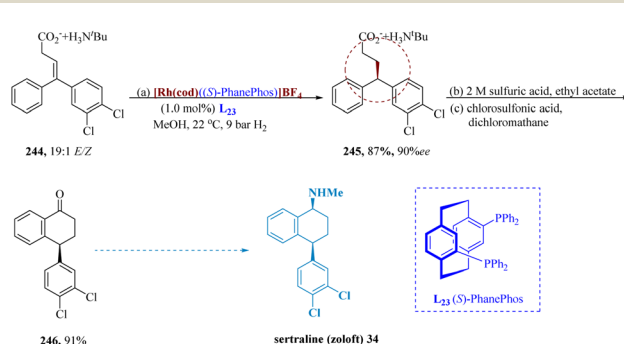
Scheme 37 Synthesis of sertraline.

Boulton *et al.* reported a potent method to construct stereogenic centers is the asymmetric hydrogenation of the olefin functional group using rhodium di-phosphine catalysts and an (*S*)-PhanePhos ligand **L**₂₃.¹⁷⁵ *Z/E*-olefin isomers produce different enantiomers in a given catalytic system, the compound **244** (19:1 *E/Z* mixture of olefins) needed to be employed as (almost) a single isomer to obtain excellent enantio-selectivity. The racemic form of 4,4-diaryl-3-butenolate **245** was produced by hydrogenating the tert-butylammonium salt **244** using a 1:1 *E/Z* mixture of olefins. The hydrogenated product was cyclized by first treating it with 2 M H_2SO_4 to release a free acid, and then with chloro-sulfonic acid to produce tetralone **246** 91% of the time. Tetralone **246** was then employed to develop sertraline **34** by reductive amination with methylamine (Scheme 38).¹⁷⁶

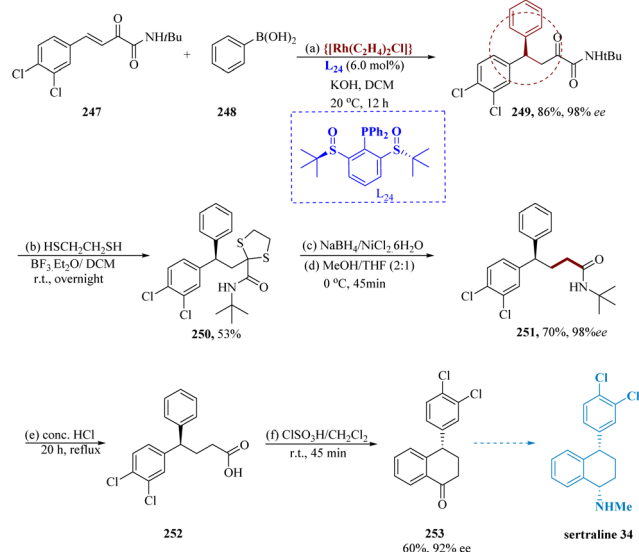
As a result of selective inhibition of the absorption of human synaptosomal serotonin, (+)-sertraline (Zoloft) has become the medication that is most usually used for the treatment of depression.^{177,178} It is frequently employed for treating depression, as well as occasionally OCD, PTSD, and panic attacks.

Wang *et al.* described the production of chiral gem-diaryl alkanes in significant yield and enantiomeric excess was enabled by chiral sulfinylphosphine ligands, which successfully promoted Rh-catalyzed arylation to chalcones. In aqueous KOH in dichloromethane (DCM), phenylboronic acid **248** has been introduced to the β,γ -unsaturated α -ketoamides & ligand **L**₂₄. $\text{Rh}(\text{C}_2\text{H}_4)_2\text{Cl}_2$ served as the catalyst. Amide **247** yields the 1,4-adduct **249** over 86% while exhibiting outstanding 1,4-selectivity. Without losing the enantiomeric excess, the 1,4-adduct **249** (98% ee) was transformed into 1,3-dithiolane **250** and subsequently reduced to produce γ,γ -diarylamide **251**. Using concentrated HCl heated under reflux for about 20 hours, the amides **251** were then hydrolyzed to generate **252**. The tetralone **253** was then produced by subjecting product **252** to an acid-catalyzed cyclization¹⁷⁹ which resulted in a 60% yield and a 92% enantiomeric excess. Tetralone **253** is used as a preliminary step in the production of sertraline **34** (Scheme 39).¹⁸⁰

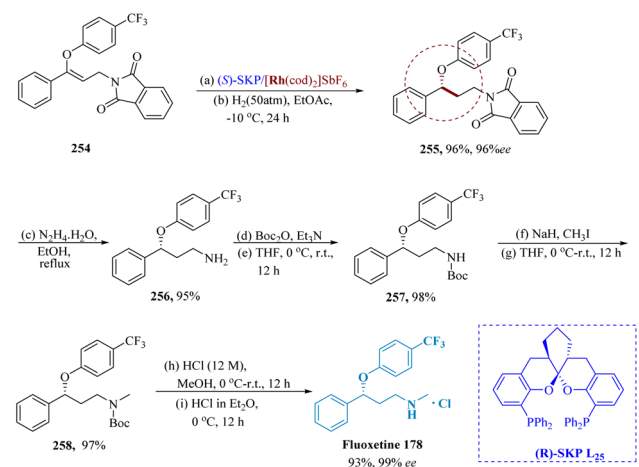
Zhang *et al.* described using the asymmetric hydrogenation of γ -branched *N*-phthaloyl allyl amines with bis-phosphine-Rh complex and (*R*)-SKP, $[\text{Rh}((\text{R})\text{-SKP})(\text{cod})]\text{SbF}_6$ bearing a high biting angle, it is possible to produce enantioselective γ -lochlorogenic amine derivatives with outstanding enantio-selectivity (up to >99% ee) and decent yields.



Scheme 38 Another pathway for synthesis of sertraline.



Scheme 39 Synthesis of sertraline.



Scheme 40 Synthesis of fluoxetine.

The intended product **255** could also be produced by hydrogenating **254** in EtOAc with **L**₂₅ (*S*)-SKP/[Rh(cod)₂]SbF₆ at 50 000 S/C at room temperature and 50 atm H₂. This method produced the intended product **255** in a good yield and with great enantioselectivity. The antidepressant medication Fluoxetine **178** was produced in various steps with >99% ee by varying the *N*-substituent from phthaloyl to methyl. This process yielded 83% of the desired product from the starting material **254** (Scheme 40).¹⁸¹

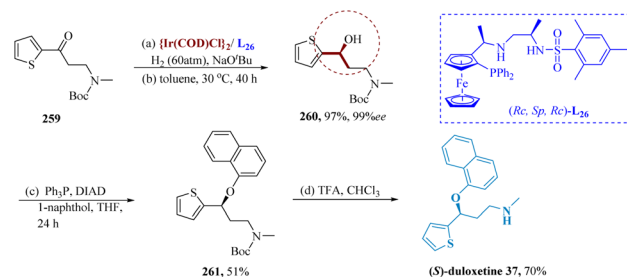
9 Iridium-catalysed reactions

As essential intermediates in the transformation of organic material, enantiomerically enriched γ -amino alcohols, a group of widely used building blocks, plays a significant role.^{182–185} Liu *et al.* reported for (AH) of various γ -amino ketones. An effective catalytic system utilizing iridium and chiral tri-dentate

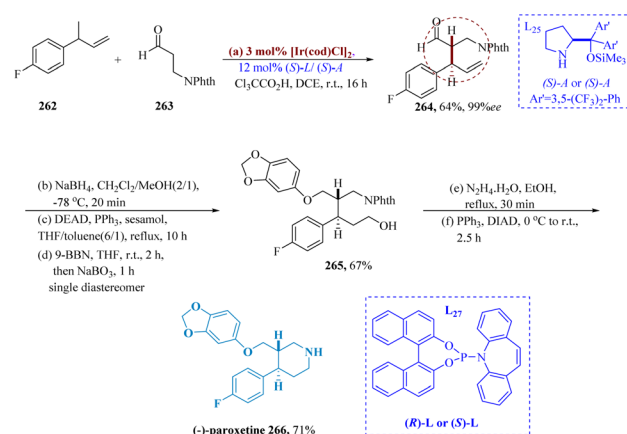
ferrocene-based phosphine bearing unsymmetrical vicinal diamines were developed. Ir-(RC,SP,RC)-**L**₂₆ catalyst efficiently hydrogenated **259**, maintaining good results 97% yield and 99% ee. The respective amino alcohols result in the complete production of the desired compounds. It suggested that there was a great deal of potential for this Ir-catalyzed asymmetric conversion in industrialized applications. Additionally, *N*-Boc-*N*-methyl-(3-hydroxy)-3-(2-thienyl)propanamine **260** was obtained by Boc-protection of R-7, accompanied by Mitsunobu coupling to produce Boc-protected duloxetine **261**, which was then deprotected to yield duloxetine **37** (Scheme 41).^{186,187}

SSRIs known as paroxetine are frequently prescribed to treat panic, obsessive, and depressive disorders.¹⁸⁸ Krautwald *et al.* allylated aldehyde **263** and 4-fluorophenyl vinyl carbinol **262** were allylated by Ir((*S*)-L)/(*S*)-**L**₂₇, resulting in γ,δ -unsaturated aldehyde **264** with a yield of 64% and 6 : 1 diastereomeric ratio. After reduction to the analogous 1° alcohol, subsequently displaced to yield the respective aryl ether, separation of the diastereomers was accomplished. The terminal olefin **265** is provided by hydroboration/oxidation. (–)-Paroxetine **266** was produced through the phthalimide's cleavage and subsequent cyclization (Scheme 42).^{189–191}

The neuronal uptakes of norepinephrine (NE), serotonin, or dopamine are all inhibited to an equivalent extent by the triple monoamine reuptake inhibitor diclofensine. It is a molecular derivative of tetrahydroisoquinoline (THIQ).^{192,193}

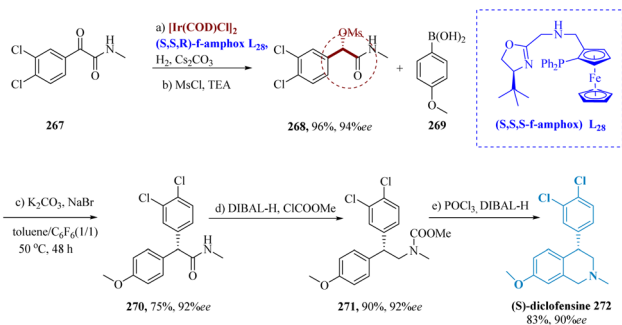


Scheme 41 Alternative synthesis of duloxetine.



Scheme 42 Synthesis of 3-((benzo[1,3]dioxol-5-yloxy)methyl)-4-(4-fluorophenyl)piperidine (paroxetine).





Scheme 43 Synthesis of 4-(3,4-dichlorophenyl)-7-methoxy 2-methyl-1,2,3,4-tetra-hydroisoquinoline (diclofensine).

Tian *et al.* synthesized (*S*)-diclofensine Using Ir-(*S,S,R*) f-amphox **L**₂₈ catalyst, chiral α - α -di aryl acetamides. α -mesylates amide **268** was generated in 94% enantioselectivity and 96% by asymmetrically hydrogenating α -keto amide **267**, accompanied by mesylation.¹⁹⁴ The α , α -diaryl acetamide **270** was produced in 75% yield & 92% ee by stereospecific coupling of **268** and **269**. (*S*)-diclofensine **272** was produced from **271** by amide reduction *via* DIBAL-H, proceeded through formylation, ring closure, as well as reduction (Scheme 43).^{195–197}

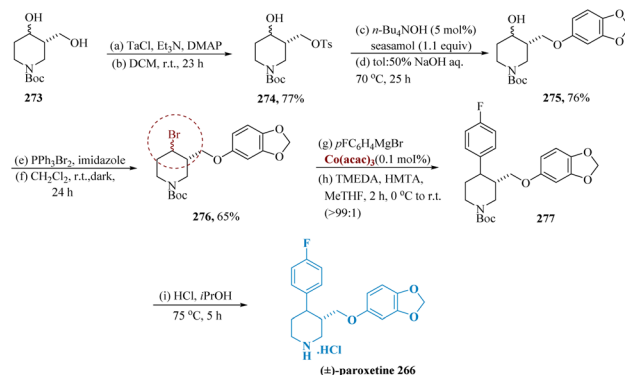
10 Cobalt-catalysed reactions

Paroxetine, a powerful inhibitor of serotonin reuptake, is frequently recommended to cure depression, social anxiety, post-traumatic stress, OCD, and panic disorder.^{198,199}

Despiau *et al.* reported cobalt-catalyzed cross-coupling reaction used to build the scaffold of the 3,4-disubstituted piperidine in a rapid way to produce (\pm)-paroxetine. Tri-ethyl amine (2.1 equiv.) was used as the base for the process of regioselective tosylation of diol **273**, which resulted in a high yield and the generation of bromide **276**. When the sesamol group was introduced with Cs₂CO₃ in DMF, adduct **275** was produced in 51% yield. By utilizing tetra-butyl ammonium hydroxide as a phase transfer catalyst and exposing a toluene solution of **274** and sesamol to aqueous NaOH, this yield increased to 76%. Finally, Bromo tri-phenyl phosphonium bromide was used to convert alcohol **275** into bromide **276** with a 65% yield.

Cross-coupling of 4-fluorophenyl magnesium bromide with bromides **276** using Co(III) acetyl-acetonate (acac) along with TMEDA and hexamethylenetetramine (HMTA) revealed *cis*-**276** producing a 16% yield of coupling product **277** with enhanced selectivity for *trans*-**277**. After removing the Boc protecting group and undergoing recrystallization from 2-propanol, the synthesis of (\pm)-paroxetine **266** was finished (Scheme 44).^{200,201}

A wide range of C–H functionalizations has been achieved by cobalt catalysis with significant efficiency, and air-stable cobalt complexes abundantly present on earth have progressively emerged as stable and flexible catalysts.^{202–205} Lu *et al.* reported that this methodology has been utilized as the crucial step in the formation of the vilazodone derivative **282** from a readily accessible precursor **278**. When the intermediate **280** was C–H



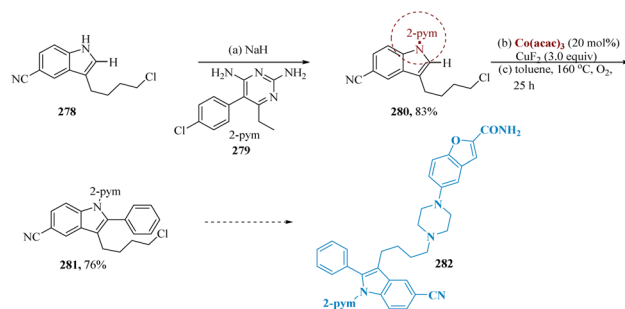
Scheme 44 Synthesis of paroxetine.

arylated, the corresponding product **281** was produced in a 76% isolated yield and was easily transformed into a 2-arylated vilazodone derivative **282** (Scheme 45).^{206,207}

Antidepressants, neuroleptics, and antiarrhythmics are only a few of the therapeutic classes represented by cationic amphiphilic drugs (CADs). Cationic amphiphilic drugs can enter cells and their organelles in their neutral, lipophilic form. These medications are effectively protonated and consequently confined in acidic cellular compartments, such as lysosomes. By making drugs more permeable to BBB in the brain, the anti-depressant effect is enhanced.

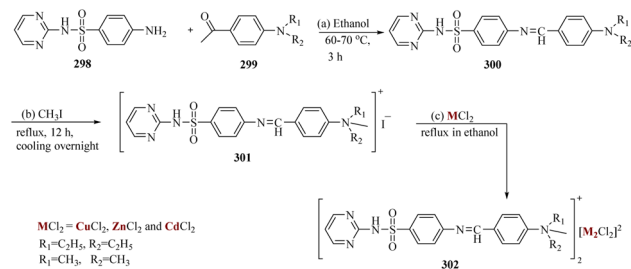
Hariprasath *et al.* reported by treating amines **298** with aromatic aldehydes **299** such as para diethyl and dimethyl amino benzaldehyde, Schiff's base of sulphadiazine was formed. By reacting with MeI, the synthesized Schiff's bases **300** were changed into their cationic amphiphilic bases **301**. These bases were treated with metals such as ZnCl₂, CdCl₂, and CuCl₂, to produce metal complexes **302**. Both zinc and copper metal complexes demonstrated remarkable anti-inflammatory and antidepressant properties (Scheme 46).^{208,209}

Vilazodone, an SSRI as well as a partial agonist of the serotonin 5-HT_{1A} receptor, is utilized to cure major depressive disorder (MDD).^{210,211} Jin *et al.* synthesized the product 3-(4-chloro butyl)-1*H*-indole-5-carbonitrile **306**, is produced by selectively deoxygenating the keto functionality of 3-(4-chloro-butanol)-1*H*-indole-5-carbonitrile **305** in 26% & the resultant solid **306** is problematic to purify *via* chromatographically. Finally, the intermediate **308** is produced with a yield of 32%



Scheme 45 Synthesis of vilazodone derivative.





Scheme 46 Synthesis of cationic amphiphilic drugs.

from **306** and the readily available commercial **307** compounds. Although **308** could be made using the Mukaiyama reagent (1-methyl-2-chloro-pyridinium iodide), vilazodone **309** must be synthesized as the target molecule (Scheme 47).¹⁰⁹

Initially, coordination of the nitrogen chelating group to the cobalt(III) catalyst facilitates the reversible C–H cobaltation through a concerted metalation deprotonation (CMD) process to afford the cobaltacycle species **A**, which may further proceed *via* a one-electron oxidation to deliver the key cobalt(IV) intermediate **B**. Subsequent transmetalation with the pentavalent silicate **C** generated *in situ* by the fluoride ion results in the formation of cobaltacycle **E** (path a). Alternatively, the arylsilicate probably proceeds *via* a transmetalation reaction to give the copper-aryl species **D** (path b), which may render the following transfer of an aryl group to the cobalt-metal center more readily. The cobaltacycle intermediate **E** undergoes the oxidatively induced reductive elimination step to afford the desired arylated product and release the Co(II) species. Finally, the Co(II) species is re-oxidized to regenerate the Co(III) catalyst by Cu(II) salt or O₂ oxidant, thus sustaining the continuity of the proposed cycle (Fig. 5).^{212,213}

Agomelatine is a melatonin bio-isosteric derivative in which the naphthalene core has taken the place of the indole core.^{214,215} As a 5-HT_{2C} receptor antagonist and agonist of MT₁/MT₂ melatonergic receptors, agomelatine can resynchronize disrupted circadian rhythms, alleviating sleep disorders.²¹⁶

Stathakis *et al.* described that by combining vinylic organo-metallics with 7-methoxy-1-tetralone **310** the main building block for the synthesis of agomelatine carbinol **312** was obtained. In the next step, intermediate **313** could be obtained from carbinol **312** through allylic substitution, which is the

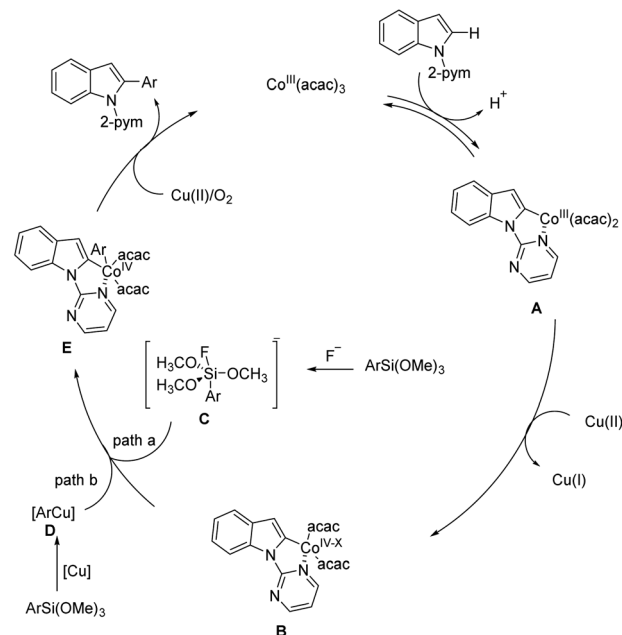
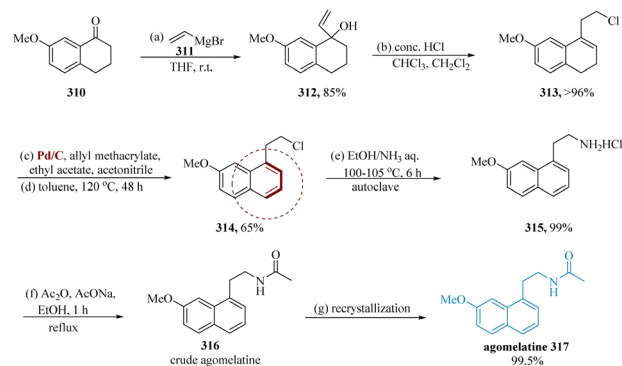


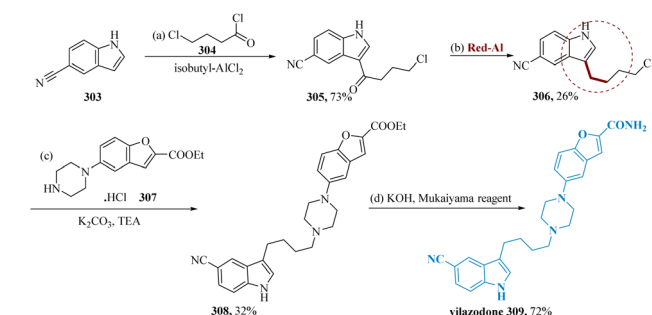
Fig. 5 Mechanism for synthesis of vilazodone.

Scheme 48 Synthesis of *N*-(2-(7-methoxy naphthalene-1-yl)ethyl)acetamide (agomelatine).

crucial step, utilizing chlorination agents such as PCl₃, SOCl₂, or HCl as well as isomerization of the double bond. Next, chloride **313** had to be oxidized to produce the equivalent aromatic derivative **314**; this was primarily done by consuming Pd in the manifestation of a hydrogen acceptor. The desired ammonium chloride **315** is produced in a decent yield by heating molecule **314** in equal volumes of EtOH and aq. NH₃ at 100–105 °C in an auto-clave for 6 hours. By employing AcONa and Ac₂O in EtOH heated to reflux, the acetylation of ammonium salt **315** to the analogous acetamide **316** completed the final API synthesis. After a simple re-crystallization, the pure molecule **317** was obtained with a purity of more than 99.5% (Scheme 48).^{217,218}

11. Conclusion

Metal-catalyzed reactions have played a significant impact in the development of new pharmaceuticals, particularly



Scheme 47 Synthesis of 5-(4-(4-(5-cyano-1H-indol-3-yl)butyl)piperazin-1-yl)benzo-furan 2-carboxamide (vilazodone).



antidepressants, and have transformed the field of organic synthesis. The development of more sustainable and effective routes for the synthesis of antidepressant compounds has been achieved *via* metal-catalysts. These reactions can provide the pharmaceutical industry with significant advantages, including benign reaction conditions, increased efficiency, and minimal waste output. It is estimated that metal-catalyzed reactions play a main role in the synthesis of antidepressant molecules and other therapeutics in the future owing to the ongoing advancement of novel catalysts and the continual improvement of synthetic methodologies.

12. Future perspectives

Developments in the field of chemistry, particularly in drug discovery and synthesis, occur rapidly. The future outlook for metal-catalyzed reactions in antidepressant molecule synthesis is promising. Researchers are likely to continue exploring new methodologies, enhancing existing processes, and addressing challenges related to scalability and regulatory requirements. Through that comprehensive survey, synthetic chemists and pharmacists develop new ideas for the derivatization of these molecules. Depressant-related diseases led to the outcome of severe mortalities in the world especially in developing countries due to various factors. So, there is a desperate need to summarize the overall possible synthetic routes through the utilization of different metals and their complexes for the synthesis of antidepressants.

Author contributions

All Authors have equal contributions.

Conflicts of interest

There are no conflicts to declare.

Acknowledgements

The authors express their appreciation to the Deanship of Scientific Research Muhammad Imran at King Khalid University, Saudi Arabia, for their support.

References

- H. Hussain, S. Ahmad, S. W. A. Shah, A. Ullah, N. Ali, M. Almeahmadi, M. Ahmad, A. A. K. Khalil, S. B. Jamal and H. Ahmad, *Molecules*, 2022, **27**, 24–68.
- S. Rubab, K. Naeem, I. Rana, N. Khan, M. Afridi, I. Ullah, F. A. Shah, S. Sarwar, F. ud Din and H.-I. Choi, *Int. J. Pharm.*, 2021, **603**, 120–670.
- J. C. Schaffer, B. Kuhns, J. Reuter, C. Sholtis, S. Karnyski, J. P. Goldblatt, R. D. Bronstein, M. D. Maloney, J. Baumhauer and S. Mannava, *Arthroscopy*, 2022, **38**, 2863–2872.
- J.-P. Lépine and M. Briley, *Neuropsychiatr. Dis. Treat.*, 2011, **7**, 3–7.
- R. Paul, T. Muhammad, R. Rashmi, P. Sharma, S. Srivastava and P. P. Zanwar, *Sci. Rep.*, 2023, **13**, 17651.
- A. M. Fish, J. Vanni, F. N. Mohammed, D. Fedonni, K. B. Metzger, J. Shoop, C. L. Master, K. B. Arbogast and C. C. McDonald, *Sports Health*, 2023, **15**, 185–191.
- Y.-N. Ni, X.-L. Du, T. Wang, Y.-Y. Chen, X.-Q. Xu, S. Zhao, J.-Q. Li and G. Wang, *Pharmaceutical Fronts*, 2021, **3**, e183–e193.
- H.-U. Wittchen, F. Jacobi, J. Rehm, A. Gustavsson, M. Svensson, B. Jönsson, J. Olesen, C. Allgulander, J. Alonso and C. Faravelli, *Eur. Neuropsychopharmacol.*, 2011, **21**, 655–679.
- A. Berger, E. Dukes, H.-U. Wittchen, R. Morlock, J. Edelsberg and G. Oster, *Eur. J. Psychiatry*, 2009, **23**, 90–100.
- G. I. Spielmans, M. I. Berman, E. Linardatos, N. Z. Rosenlicht, A. Perry and A. C. Tsai, *Focus*, 2016, **14**, 244–265.
- J. O. McNamara, *Goodman and Gilman's the pharmacological basis of therapeutics*, 2006, Vol. 11, p. 501.
- J. S. Lai, S. Hiles, A. Bisquera, A. J. Hure, M. McEvoy and J. Attia, *Am. J. Clin. Nutr.*, 2014, **99**, 181–197.
- E. Dąbrowska, B. Galińska-Skok and N. Waszkiewicz, *Life*, 2021, **11**, 10–56.
- X. Benarous, J. Renaud, J. J. Breton, D. Cohen, R. Labelle and J.-M. Guilé, *J. Affective Disord.*, 2020, **265**, 207–215.
- A. Özdemir, M. D. Altıntop, Z. A. Kaplancıklı, Ö. D. Can, Ü. D. Özkay and G. Turan-Zitouni, *Molecules*, 2015, **20**, 2668–2684.
- C. Bolm, J. Legros, J. Le Pailh and L. Zani, *Chem. Rev.*, 2004, **104**, 6217–6254.
- Y. Zheng, X. Chang, Y. Huang and D. He, *Biomed. Pharmacother.*, 2023, **157**, 113985.
- B.-K. Park, Y. R. Kim, Y. H. Kim, C. Yang, C.-S. Seo, I. C. Jung, I.-S. Jang, S.-H. Kim and M. Y. Lee, *BioMed Res. Int.*, 2018, **2018**, 5845491.
- D. Lochmann and T. Richardson, *Antidepressants: from Biogenic Amines to New Mechanisms of Action*, 2019, pp. 135–144.
- A. McGirr, P. A. Vöhringer, S. Nassir Ghaemi, R. W. Lam and L. N. Yatham, *Focus*, 2021, **19**, 129–137.
- R. A. Sansone and L. A. Sansone, *Innov. Clin. Neurosci.*, 2014, **11**, 37–42.
- K. Vardi, J. L. Warner and N. S. Philip, *Ann. Clin. Psychiatry*, 2014, **26**, 207–216.
- F. López-Muñoz, in *Discoveries in Pharmacology*, Elsevier, 2023, pp. 153–159.
- N. Aarts, R. Noordam, A. Hofman, H. Tiemeier, B. H. Stricker and L. E. Visser, *Int. J. Clin. Pharm.*, 2016, **38**, 1311–1317.
- G. Kaur, D. Goyal and B. Goyal, in *Computational Modeling of Drugs against Alzheimer's Disease*, Springer, 2023, pp. 325–353.
- O. Bekircan, Ö. Danış, M. E. Şahin and M. Cetin, *Bioorg. Chem.*, 2022, **118**, 105–493.
- Y. S. Park, H. Oh and K.-W. Sung, *J. Pharmacol. Sci.*, 2023, **151**, 63–71.



- 28 S. M. Stahl, C. Lee-Zimmerman, S. Cartwright and D. Ann Morrisette, *Curr. Drug Targets*, 2013, **14**, 578–585.
- 29 D. Cutuli and P. Sampedro-Piquero, *Curr. Neuropharmacol.*, 2022, **20**, 2202.
- 30 J. Orzelska-Górka, J. Mikulska, A. Wiszniewska and G. Biała, *Int. J. Mol. Sci.*, 2022, **23**, 10624.
- 31 K. Sharma, A. Sundriyal, A. Loshali, M. Agrawal, C. G. Krishna and Y. Singh, in *How Synthetic Drugs Work*, Elsevier, 2023, pp. 255–273.
- 32 V. Dhayalan, D. Sharma, R. Chatterjee and R. Dandela, *Eur. J. Org. Chem.*, 2023, **26**, e202300285.
- 33 M. Belal, Z. Li, X. Lu and G. Yin, *Sci. China: Chem.*, 2021, **64**, 513–533.
- 34 A. W. Sun, M. H. Wu, M. Vijayalingam, M. J. Wacker and X.-P. Chu, *Biomolecules*, 2023, **13**, 229.
- 35 K. Kromm, P. L. Osburn and J. Gladysz, *Organometallics*, 2002, **21**, 4275–4280.
- 36 J. Hafeez, M. Bilal, N. Rasool, U. Hafeez, S. A. A. Shah, S. Imran and Z. A. Zakaria, *Arabian J. Chem.*, 2022, 104165.
- 37 S. Srinivas Kotha, S. Badigenchala and G. Sekar, *Adv. Synth. Catal.*, 2015, **357**, 1437–1445.
- 38 I. Kanwal, A. Mujahid, N. Rasool, K. Rizwan, A. Malik, G. Ahmad, S. A. A. Shah, U. Rashid and N. M. Nasir, *Catalysts*, 2020, **10**, 443.
- 39 M. Bilal, M. Sharif, N. Rasool, I. Kanwal, G. Ahmad and P. Langer, *Copper-Catalyzed Arylations And Heteroarylations*, Royal Society of Chemistry, 2022, pp. 249–276.
- 40 H. Ahmad, M. Bilal, T. Maqbool, N. Rasool, S. A. A. Shah and Z. A. Zakaria, *J. Saudi Chem. Soc.*, 2023, 101658.
- 41 I. Mizuta, M. Ohta, K. Ohta, M. Nishimura, E. Mizuta, K. Hayashi and S. Kuno, *Biochem. Biophys. Res. Commun.*, 2000, **279**, 751–755.
- 42 S. K. Talluri and A. Sudalai, *Tetrahedron*, 2007, **63**, 9758–9763.
- 43 U. Chopade Manojkumar, U. Chopade Anil and M. Nikalje, *Res. J. Chem. Sci.*, 2014, **2250**, 9261.
- 44 C.-X. Ye, Y. Y. Melcamu, H.-H. Li, J.-T. Cheng, T.-T. Zhang, Y.-P. Ruan, X. Zheng, X. Lu and P.-Q. Huang, *Nat. Commun.*, 2018, **9**, 410.
- 45 I. áO'Neil, *Chem. Commun.*, 2014, **50**, 7336–7339.
- 46 F. V. Rossi, J. T. Starr, D. P. Uccello and J. A. Young, *Org. Lett.*, 2020, **22**, 5890–5894.
- 47 D. E. Potter and M. Choudhury, *Drug Discovery Today*, 2014, **19**, 1848–1854.
- 48 S. Himmelseher and E. Pfenninger, *Anesthesiol. Intensivmed. Notfallmedizin Schmerzther.: AINS*, 1998, **33**, 764–770.
- 49 S. Himmelseher and E. Pfenninger, *Anesthesiol. Intensivmed. Notfallmedizin Schmerzther.: AINS*, 1998, **33**, 764–770.
- 50 L. A. Jelen, A. H. Young and J. M. Stone, *J. Psychopharmacol.*, 2021, **35**, 109–123.
- 51 D. Trauner and T. Ko, *Synfacts*, 2023, **19**, 0416.
- 52 Y.-T. Yen, S.-H. Tseng, S.-L. Zhou and Y.-L. Liu, *Forensic Sci. Int.*, 2023, **349**, 111776.
- 53 C.-y. Chen and X. Lu, *Org. Lett.*, 2019, **21**, 6575–6578.
- 54 P. Kocienski, *Synfacts*, 2019, **15**, 1225.
- 55 M. E. Kopach, U. K. Singh, M. E. Kobierski, W. G. Trankle, M. M. Murray, M. A. Pietz, M. B. Forst, G. A. Stephenson, V. Mancuso and T. Giard, *Org. Process Res. Dev.*, 2009, **13**, 209–224.
- 56 S.-M. Son and H.-K. Lee, *J. Org. Chem.*, 2013, **78**, 8396–8404.
- 57 L. K. Thalén, D. Zhao, J. B. Sortais, J. Paetzold, C. Hoben and J. E. Bäckvall, *Chem.-Eur. J.*, 2009, **15**, 3403–3410.
- 58 A. Träff, R. Lihammar and J.-E. Bäckvall, *J. Org. Chem.*, 2011, **76**, 3917–3921.
- 59 A. Kamal, G. R. Khanna, R. Ramu and T. Krishnaji, *Tetrahedron Lett.*, 2003, **44**, 4783–4787.
- 60 C. L. Allen, A. A. Lapkin and J. M. Williams, *Tetrahedron Lett.*, 2009, **50**, 4262–4264.
- 61 S. Davulcu, C. L. Allen, K. Milne and J. M. Williams, *ChemCatChem*, 2013, **5**, 435–438.
- 62 M. U. Chopadea and A. U. Chopadeb, *J. Chem. Pharm. Res.*, 2015, **7**, 466–469.
- 63 R. Gaston Jr, W. J. Geldenhuys and G. B. Dudley, *J. Org. Chem.*, 2020, **85**, 13429–13437.
- 64 K. Vukics, T. Fodor, J. Fischer, I. Fellegvári and S. Lévai, *Org. Process Res. Dev.*, 2002, **6**, 82–85.
- 65 K. E. Poremba, N. T. Kadunce, N. Suzuki, A. H. Cherney and S. E. Reisman, *J. Am. Chem. Soc.*, 2017, **139**, 5684–5687.
- 66 G. Piñeyro and P. Blier, *Pharmacol. Rev.*, 1999, **51**, 533–591.
- 67 N. T. Hatzenbuehler, R. Baudy, D. A. Evrard, A. Failli, B. L. Harrison, S. Lenicek, R. E. Mewshaw, A. Saab, U. Shah and J. Sze, *J. Med. Chem.*, 2008, **51**, 6980–7004.
- 68 Z. Shen, P. S. Ramamoorthy, N. T. Hatzenbuehler, D. A. Evrard, W. Childers, B. L. Harrison, M. Chlenov, G. Hornby, D. L. Smith and K. M. Sullivan, *Bioorg. Med. Chem. Lett.*, 2010, **20**, 222–227.
- 69 M. Furutachi, S. Mouri, S. Matsunaga and M. Shibasaki, *Chem.-Asian J.*, 2010, **5**, 2351–2354.
- 70 A. R. Murphy and J. M. Frechet, *Chem. Rev.*, 2007, **107**, 1066–1096.
- 71 D. Nair, *Chem. Mater.*, 2014, **26**, 724.
- 72 T. Mori, T. Nishimura, T. Yamamoto, I. Doi, E. Miyazaki, I. Osaka and K. Takimiya, *J. Am. Chem. Soc.*, 2013, **135**, 13900–13913.
- 73 C. Bharathi, K. Prabhar, C. S. Prasad, M. Srinivasa Rao, G. Trinadhachary, V. Handa, R. Dandala and A. Naidu, *Pharmazie*, 2008, **63**, 14–19.
- 74 G. Thomas, R. Spandl, F. Glansdorp, M. Welch, A. Bender and J. Cock, *Angew. Chem., Int. Ed.*, 2008, **47**, 2808–2812.
- 75 N. Bontemps, F. Gattacceca, C. Long, O. P. Thomas and B. Banaigs, *J. Nat. Prod.*, 2013, **76**, 1801–1805.
- 76 C. Shen, P. Zhang, Q. Sun, S. Bai, T. A. Hor and X. Liu, *Chem. Soc. Rev.*, 2015, **44**, 291–314.
- 77 Z. Li, J. Hong and X. Zhou, *Tetrahedron*, 2011, **67**, 3690–3697.
- 78 S. Ranjit, R. Lee, D. Heryadi, C. Shen, J. E. Wu, P. Zhang, K.-W. Huang and X. Liu, *J. Org. Chem.*, 2011, **76**, 8999–9007.
- 79 C. Zhang, J. McClure and C. J. Chou, *J. Org. Chem.*, 2015, **80**, 4919–4927.



- 80 E. J. Warawa, B. M. Migler, C. J. Ohnmacht, A. L. Needles, G. C. Gatos, F. M. McLaren, C. L. Nelson and K. M. Kirkland, *J. Med. Chem.*, 2001, **44**, 372–389.
- 81 E. Vieta, G. Parramon, E. Padrell, E. Nieto, A. Martínez-Arán, B. Corbella, F. Colom, M. Reinares, J. M. Goikolea and C. Torrent, *Bipolar Disord.*, 2002, **4**, 335–340.
- 82 N. C. Niphade, A. C. Mali, B. S. Pandit, K. M. Jagtap, S. A. Jadhav, M. N. Jachak and V. T. Mathad, *Org. Process Res. Dev.*, 2009, **13**, 792–797.
- 83 M. Li and J. J. Wang, *Org. Lett.*, 2018, **20**, 6490–6493.
- 84 K. P. Bogeso, A. V. Christensen, J. Hyttel and T. Liljefors, *J. Med. Chem.*, 1985, **28**, 1817–1828.
- 85 J. Hyttel and J. J. Larsen, *J. Neurochem.*, 1985, **44**, 1615–1622.
- 86 J. Arnt, A. V. Christensen and J. Hyttel, *Naunyn-Schmiedeberg's Arch. Pharmacol.*, 1985, **329**, 101–107.
- 87 Y. L. Hurd and U. Ungerstedt, *Eur. J. Pharmacol.*, 1989, **166**, 251–260.
- 88 S. S. Negus, M. R. Brandt and N. K. Mello, *J. Pharmacol. Exp. Ther.*, 1999, **291**, 60–69.
- 89 M. Froimowitz, K.-M. Wu, A. Moussa, R. M. Haidar, J. Jurayj, C. George and E. L. Gardner, *J. Med. Chem.*, 2000, **43**, 4981–4992.
- 90 J. C. Pastre and C. R. D. Correia, *Adv. Synth. Catal.*, 2009, **351**, 1217–1223.
- 91 K. L. Leach, S. J. Brickner, M. C. Noe and P. F. Miller, *Ann. N. Y. Acad. Sci.*, 2011, **1222**, 49–54.
- 92 G. J. Moran, E. Fang, G. R. Corey, A. F. Das, C. De Anda and P. Prokocimer, *Lancet Infect. Dis.*, 2014, **14**, 696–705.
- 93 I. Berlin, R. Zimmer, H. Thiede, C. Payan, T. Hergueta, L. Robin and A. Puech, *Br. J. Clin. Pharmacol.*, 1990, **30**, 805–816.
- 94 F. Moureau, J. Wouters, D. Vercauteren, S. Collin, G. Evrard, F. Durant, F. Ducrey, J.-J. Koenig and F.-X. Jarreau, *Eur. J. Med. Chem.*, 1994, **29**, 269–277.
- 95 S. Arshadi, E. Vessally, M. Sobati, A. Hosseinian and A. Bekhradnia, *J. CO₂ Util.*, 2017, **19**, 120–129.
- 96 R. M. Hirschfeld and S. Kasper, *Int. J. Neuropsychopharmacol.*, 2004, **7**, 507–522.
- 97 J. Gomez-Arguelles, R. Dorado, J. Sepulveda, A. Herrera, F. G. Arrojo, E. Aragon, C. R. Huete, C. Terrón and B. Anciones, *J. Clin. Neurosci.*, 2008, **15**, 516–519.
- 98 H. V. Kumar and N. Naik, *Eur. J. Med. Chem.*, 2010, **45**, 2–10.
- 99 G. Lee, I. Youn, E. Choi, H. Lee, G. Yon, H. Yang and C. S. Pak, *Curr. Org. Chem.*, 2004, **8**, 1263–1287.
- 100 A. Casnati, M. Fontana, G. Coruzzi, B. M. Aresta, N. Corriero, R. Maggi, G. Maestri, E. Motti and N. Della Ca', *ChemCatChem*, 2018, **10**, 4346–4352.
- 101 Q. P. B. Nguyen, J.-N. Kim and T.-H. Kim, *Bull. Korean Chem. Soc.*, 2009, **30**, 2093–2097.
- 102 H. A. Blair, *Drugs*, 2020, **80**, 417–423.
- 103 R. E. Davis and C. U. Correll, *Expert Rev. Neurother.*, 2016, **16**, 601–614.
- 104 P. Li, Q. Zhang, A. J. Robichaud, T. Lee, J. Tomesch, W. Yao, J. D. Beard, G. L. Snyder, H. Zhu and Y. Peng, *J. Med. Chem.*, 2014, **57**, 2670–2682.
- 105 B. Robinson, *Chem. Rev.*, 1963, **63**, 373–401.
- 106 G. Mann, J. F. Hartwig, M. S. Driver and C. Fernández-Rivas, *J. Am. Chem. Soc.*, 1998, **120**, 827–828.
- 107 J. P. Wolfe, J. Åhman, J. P. Sadighi, R. A. Singer and S. L. Buchwald, *Tetrahedron Lett.*, 1997, **38**, 6367–6370.
- 108 A. C. Flick, C. A. Leverett, H. X. Ding, E. McInturff, S. J. Fink, S. Mahapatra, D. W. Carney, E. A. Lindsey, J. C. DeForest and S. P. France, *J. Med. Chem.*, 2021, **64**, 3604–3657.
- 109 J. Langelaar, *Appl. Phys.*, 1975, **6**, 61–64.
- 110 L. Yang, L. Shi, Q. Xing, K.-W. Huang, C. Xia and F. Li, *ACS Catal.*, 2018, **8**, 10340–10348.
- 111 F. Qu, G. Ye, W. Qiuye, Q. Falin and Y. Guangming, *CN Pat.*, 1562973, 2004.
- 112 R. B. Silverman, *J. Biol. Chem.*, 1983, **258**, 14766–14769.
- 113 J. Alliot, E. Gravel, F. Pillon, D.-A. Buisson, M. Nicolas and E. Doris, *Chem. Commun.*, 2012, **48**, 8111–8113.
- 114 J. Lopez-Ibor, J. Guelfi, Y. Pletan, A. Tournoux and J. Prost, *Int. Clin. Psychopharmacol.*, 1996, **11**, 41–46.
- 115 M. Zhang, F. Jovic, T. Vickers, B. Dyck, J. Tamiya, J. Grey, J. A. Tran, B. A. Fleck, R. Pick and A. C. Foster, *Bioorg. Med. Chem. Lett.*, 2008, **18**, 3682–3686.
- 116 J. Tamiya, B. Dyck, M. Zhang, K. Phan, B. A. Fleck, A. Aparicio, F. Jovic, J. A. Tran, T. Vickers and J. Grey, *Bioorg. Med. Chem. Lett.*, 2008, **18**, 3328–3332.
- 117 B. Dyck, J. Tamiya, F. Jovic, R. R. Pick, M. J. Bradbury, J. O'Brien, J. Wen, M. Johns, A. Madan and B. A. Fleck, *J. Med. Chem.*, 2008, **51**, 7265–7272.
- 118 K. Vervisch, M. D'hooghe, K. W. Törnroos and N. De Kimpe, *Org. Biomol. Chem.*, 2009, **7**, 3271–3279.
- 119 P. Zhang, E. A. Terefenko, J. Bray, D. Deecher, A. Fensome, J. Harrison, C. Kim, E. Koury, L. Mark and C. C. McComas, *J. Med. Chem.*, 2009, **52**, 5703–5711.
- 120 Y. Ishizuka, H. Fujimori, T. Noguchi, M. Kawasaki, M. Kishida, T. Nagai, N. Imai and M. Kirihara, *Chem. Lett.*, 2013, **42**, 1311–1313.
- 121 X. Rao, N. Li, H. Bai, C. Dai, Z. Wang and W. Tang, *Angew. Chem., Int. Ed.*, 2018, **57**, 12328–12332.
- 122 Y. Ashida, Y. Sato, T. Suzuki, K. Ueno, K. i. Kai, H. Nakatsuji and Y. Tanabe, *Chem.–Eur. J.*, 2015, **21**, 5934–5945.
- 123 Y. Ashida and Y. Tanabe, *Chem. Rec.*, 2020, **20**, 1410–1429.
- 124 J. N. Bauman, K. S. Frederick, A. Sawant, R. L. Walsky, L. M. Cox, R. S. Obach and A. S. Kalgutkar, *Drug Metab. Dispos.*, 2008, **36**, 1016–1029.
- 125 P. Zajdel, K. Marciniak, A. Maślankiewicz, K. Grychowska, G. Satała, B. Duszyńska, T. Lenda, A. Siwek, G. Nowak and A. Partyka, *Eur. J. Med. Chem.*, 2013, **60**, 42–50.
- 126 R. Yoshimura, T. Kishi, H. Hori, A. Ikenouchi-Sugita, A. Katsuki, W. Umene-Nakano, N. Iwata and J. Nakamura, *Prog. Neuro-Psychopharmacol. Biol. Psychiatry*, 2012, **39**, 355–357.
- 127 D. Shin and S. Hong, *Eur. Neuropsychopharmacol.*, 2012, **S300**.
- 128 C. Radhika, A. Venkatesham and M. Sarangapani, *Med. Chem. Res.*, 2012, **21**, 3509–3513.
- 129 I. Nikitina, R. Gabidullin, E. Klen, L. Tyurina, E. Alekhin and F. Khaliullin, *Pharm. Chem. J.*, 2012, **46**, 213–218.
- 130 X.-Q. Deng, M.-X. Song, Y. Zheng and Z.-S. Quan, *Eur. J. Med. Chem.*, 2014, **73**, 217–224.



- 131 M.-X. Song, Y.-S. Huang, Q.-G. Zhou, X.-Q. Deng and X.-D. Yao, *Bioorg. Chem.*, 2021, **106**, 104505.
- 132 L. Quartara and M. Altamura, *Curr. Drug Targets*, 2006, **7**, 975–992.
- 133 D. H. Barlow, V. M. Durand and S. G. Hofmann, *Abnormal Psychology: an Integrative Approach*, Cengage learning, 2016.
- 134 S. H. Preskorn, C. Y. Stanga, J. P. Feighner and R. Ross, *Antidepressants: Past, Present and Future*, Springer Science & Business Media, 2012.
- 135 T. Ryckmans, O. Berton, R. Grimée, T. Kogej, Y. Lamberty, P. Pasau, P. Talaga and C. Genicot, *Bioorg. Med. Chem. Lett.*, 2002, **12**, 3195–3198.
- 136 F. Chenu, B. Guiard, M. Bourin and A. Gardier, *Behav. Brain Res.*, 2006, **172**, 256–263.
- 137 G. Hache, F. Coudore, A. M. Gardier and B. P. Guiard, *Pharmaceuticals*, 2011, **4**, 285–342.
- 138 C. Risatti, K. J. Natalie Jr, Z. Shi and D. A. Conlon, *Org. Process Res. Dev.*, 2013, **17**, 257–264.
- 139 R. Robles-Machin, J. Adrio and J. C. Carretero, *J. Org. Chem.*, 2006, **71**, 5023–5026.
- 140 E. Vessally, M. Nikpasand, S. Ahmadi, P. Delir Kheirollahi Nezhad and A. Hosseinian, *J. Iran. Chem. Soc.*, 2019, **16**, 617–627.
- 141 A. Ghanizadeh, *Curr. Drug Saf.*, 2013, **8**, 169–174.
- 142 K. Das, K. Sarkar and B. Maji, *ACS Catal.*, 2021, **11**, 7060–7069.
- 143 H. Kakei, T. Nemoto, T. Ohshima and M. Shibasaki, *Angew. Chem., Int. Ed.*, 2004, **43**, 317–320.
- 144 A. R. Mahableshwarkar, P. L. Jacobsen and Y. Chen, *Curr. Med. Res. Opin.*, 2013, **29**, 217–226.
- 145 U. Slapšak, G. Salzano, L. Amin, R. N. Abskharon, G. Ilc, B. Zupančič, I. Biljan, J. Plavec, G. Giachin and G. Legname, *J. Biol. Chem.*, 2016, **291**, 21857–21868.
- 146 Y. Mao, L. Jiang, T. Chen, H. He, G. Liu and H. Wang, *Synthesis*, 2015, **47**, 1387–1389.
- 147 V. Zubar, A. Dewanji and M. Rueping, *Org. Lett.*, 2021, **23**, 2742–2747.
- 148 J. B. Bariwal, K. D. Upadhyay, A. T. Manvar, J. C. Trivedi, J. S. Singh, K. S. Jain and A. K. Shah, *Eur. J. Med. Chem.*, 2008, **43**, 2279–2290.
- 149 T. Ogawa, N. Kumagai and M. Shibasaki, *Angew. Chem.*, 2012, **124**, 8679–8682.
- 150 K. E. Henegar, C. T. Ball, C. M. Horvath, K. D. Maisto and S. E. Mancini, *Org. Process Res. Dev.*, 2007, **11**, 346–353.
- 151 A. Ghanizadeh, *Nord. J. Psychiatry*, 2015, **69**, 241–248.
- 152 N. Benson, N. Snelder, B. Ploeger, C. Napier, H. Sale, N. JM Birdsall, R. P. Butt and P. H. van der Graaf, *Br. J. Pharmacol.*, 2010, **160**, 389–398.
- 153 C. Liu, Z.-W. Lin, Z.-H. Zhou and H.-B. Chen, *Org. Biomol. Chem.*, 2017, **15**, 5395–5401.
- 154 J. C. Fournier, R. J. DeRubeis, S. D. Hollon, S. Dimidjian, J. D. Amsterdam, R. C. Shelton and J. Fawcett, *Jama*, 2010, **303**, 47–53.
- 155 R. Pies, *J. Clin. Psychopharmacol.*, 2010, **30**, 101–104.
- 156 F. A. Larik, A. Saeed, P. A. Channar and H. Mehfooz, *Tetrahedron: Asymmetry*, 2016, **27**, 1101–1112.
- 157 Q. Yang, L. G. Ulysse, M. D. McLaws, D. K. Keefe, B. P. Haney, C. Zha, P. R. Guzzo and S. Liu, *Org. Process Res. Dev.*, 2012, **16**, 499–506.
- 158 S. T. Kaehler, C. Sinner, S. S. Chatterjee and A. Philippu, *Neurosci. Lett.*, 1999, **262**, 199–202.
- 159 C. Erdelmeier, E. Koch and R. Hoerr, *Stud. Nat. Prod. Chem.*, 2000, **22**, 643–716.
- 160 R. Ciochina and R. B. Grossman, *Chem. Rev.*, 2006, **106**, 3963–3986.
- 161 M. Abe and M. Nakada, *Tetrahedron Lett.*, 2006, **47**, 6347–6351.
- 162 M. Uwamori and M. Nakada, *Tetrahedron Lett.*, 2013, **54**, 2022–2025.
- 163 C. Yin, T. Yang, Y. Pan, J. Wen and X. Zhang, *Org. Lett.*, 2020, **22**, 920–923.
- 164 S. P. Chavan and H. S. Khatod, *Synthesis*, 2017, **49**, 1410–1418.
- 165 A. A. Aboelwafa and E. B. Basalious, *AAPS PharmSciTech*, 2010, **11**, 1026–1037.
- 166 S. Preskorn, *Eur. Psychiatry*, 1997, **12**, 285s–294s.
- 167 C. Garcia and V. S. Martin, *Curr. Org. Chem.*, 2006, **10**, 1849–1889.
- 168 O. Riant and J. Hannedouche, *Org. Biomol. Chem.*, 2007, **5**, 873–888.
- 169 C.-L. Duan, Y.-X. Tan, J.-L. Zhang, S. Yang, H.-Q. Dong, P. Tian and G.-Q. Lin, *Org. Lett.*, 2019, **21**, 1690–1693.
- 170 P. Tian, H.-Q. Dong and G.-Q. Lin, *ACS Catal.*, 2012, **2**, 95–119.
- 171 D. Ameen and T. J. Snape, *MedChemComm*, 2013, **4**, 893–907.
- 172 S. Dhillon, L. J. Scott and G. L. Plosker, *CNS Drugs*, 2006, **20**, 763–790.
- 173 L. Huang, J. Zhu, G. Jiao, Z. Wang, X. Yu, W. P. Deng and W. Tang, *Angew. Chem., Int. Ed.*, 2016, **55**, 4527–4531.
- 174 H. M. Davies, D. G. Stafford and T. Hansen, *Org. Lett.*, 1999, **1**, 233–236.
- 175 S. K. Armstrong, J. M. Brown and M. J. Burk, *Tetrahedron Lett.*, 1993, **34**, 879–882.
- 176 L. T. Boulton, I. C. Lennon and R. McCague, *Org. Biomol. Chem.*, 2003, **1**, 1094–1096.
- 177 B. K. Koe, A. Weissman, W. M. Welch and R. G. Browne, *J. Pharmacol. Exp. Ther.*, 1983, **226**, 686–700.
- 178 S. H. Lee, I. S. Kim, Q. R. Li, G. R. Dong, L. S. Jeong and Y. H. Jung, *J. Org. Chem.*, 2011, **76**, 10011–10019.
- 179 H. Ohmiya, Y. Makida, D. Li, M. Tanabe and M. Sawamura, *J. Am. Chem. Soc.*, 2010, **132**, 879–889.
- 180 J. Wang, M. Wang, P. Cao, L. Jiang, G. Chen and J. Liao, *Angew. Chem., Int. Ed.*, 2014, **53**, 6673–6677.
- 181 J. Zhang, T. Chen, Y. Wang, F. Zhou, Z. Zhang, I. D. Gridnev and W. Zhang, *Nat. Sci.*, 2021, **1**, e10021.
- 182 D. W. Robertson, J. H. Krushinski, R. W. Fuller and J. D. Leander, *J. Med. Chem.*, 1988, **31**, 1412–1417.
- 183 S. Chumpradit, M. P. Kung, C. Panyachotipun, V. Prapansiri, C. Foulon, B. P. Brooks, S. A. Szabo, S. Tejani-Butt, A. Frazer and H. F. Kung, *J. Med. Chem.*, 1992, **35**, 4492–4497.



- 184 E. Nowakowska, K. Kus and A. Chodera, *Acta Physiol. Hung.*, 1996, **84**, 445–447.
- 185 J. L. Kirwin and J. L. Gören, *Pharmacotherapy*, 2005, **25**, 396–410.
- 186 O. Tosić and J. Mattay, *Eur. J. Org. Chem.*, 2011, 203–404.
- 187 C. Liu, L. Zhang, L. Cao, Y. Xiong, Y. Ma, R. Cheng and J. Ye, *Commun. Chem.*, 2022, **5**, 1–10.
- 188 M. Kowalska, J. Nowaczyk, Ł. Fijałkowski and A. Nowaczyk, *Int. J. Mol. Sci.*, 2021, **22**, 1662.
- 189 M. A. Sultan, R. R. Pillai, E. Alzahrani, A. A. Alsofi, S. A. Al-Qadhi and R. A. Pashameah, *J. Chem.*, 2022, 2022.
- 190 S. Krautwald, M. A. Schafroth, D. Sarlah and E. M. Carreira, *J. Am. Chem. Soc.*, 2014, **136**, 3020–3023.
- 191 A. J. Catino, R. E. Forslund and M. P. Doyle, *J. Am. Chem. Soc.*, 2004, **126**, 13622–13623.
- 192 H. Keller, R. Schaffner, M. Carruba, W. Burkard, M. Pieri, E. Bonetti, R. Scherschlicht, M. Da Prada and W. Haefely, *Adv. Biochem. Psychopharmacol.*, 1982, **31**, 249–263.
- 193 L. Omer, *Int. J. Clin. Pharmacol., Ther. Toxicol.*, 1982, **20**, 320–326.
- 194 G. Gu, T. Yang, O. Yu, H. Qian, J. Wang, J. Wen, L. Dang and X. Zhang, *Org. Lett.*, 2017, **19**, 5920–5923.
- 195 D. Tian, C. Li, G. Gu, H. Peng, X. Zhang and W. Tang, *Angew. Chem., Int. Ed.*, 2018, **57**, 7176–7180.
- 196 J. J. Gassensmith, J. M. Baumes, J. Eberhard and B. D. Smith, *Chem. Commun.*, 2009, 2517–2519.
- 197 M. Jarończyk and J. Walory, *Molecules*, 2022, **27**, 533.
- 198 A. J. Wagstaff, S. M. Cheer, A. J. Matheson, D. Ormrod and K. L. Goa, *CNS Drugs*, 2002, **16**, 425–434.
- 199 N. S. Gunasekara, S. Noble and P. Benfield, *Drugs*, 1998, **55**, 85–120.
- 200 K. Nagayasu, *J. Pharmacol. Sci.*, 2022, 295–299.
- 201 C. F. Despia, A. P. Dominey, D. C. Harrowven and B. Linclau, *Eur. J. Org. Chem.*, 2014, **2014**, 4335–4341.
- 202 N. Yoshikai, *Synlett*, 2011, **2011**, 1047–1051.
- 203 N. Yoshikai, *Bull. Chem. Soc. Jpn.*, 2014, **87**, 843–857.
- 204 S. Prakash, R. Kuppusamy and C. H. Cheng, *ChemCatChem*, 2018, **10**, 683–705.
- 205 P. Gandeepan, T. Müller, D. Zell, G. Cera, S. Warratz and L. Ackermann, *Chem. Rev.*, 2018, **119**, 2192–2452.
- 206 P. J. Mease and E. H. Choy, *Clin. Rheum. Dis.*, 2009, **35**, 359–372.
- 207 M.-Z. Lu, X. Ding, C. Shao, Z. Hu, H. Luo, S. Zhi, H. Hu, Y. Kan and T.-P. Loh, *Org. Lett.*, 2020, **22**, 2663–2668.
- 208 S. P. Chavan, K. P. Pawar and S. Garai, *RSC Adv.*, 2014, **4**, 14468–14470.
- 209 K. Hariprasath, I. Sudheer Babu, P. Venkatesh and U. Upendra Rao, *Global J. Inc.*, 2014, **14**, 1.
- 210 T. P. Laughren, J. Gobburu, R. J. Temple, E. F. Unger, A. Bhattaram, P. V. Dinh, L. Fossom, H. J. Hung, V. Klimek and J. E. Lee, *J. Clin. Psychiatry*, 2011, **72**, 22216.
- 211 D. S. Robinson, D. K. Kajdasz, S. Gallipoli, H. Whalen, A. Wamil and C. R. Reed, *J. Clin. Psychopharmacol.*, 2011, **31**, 643–646.
- 212 H. Jin, C. Wu, S. Zhou, Y. Xin, T. Sun and C. Guo, *Org. Process Res. Dev.*, 2021, **25**, 1184–1189.
- 213 B. Hu, Q. Song and Y. Xu, *Org. Process Res. Dev.*, 2012, **16**, 1552–1557.
- 214 S. Yous, J. Andrieux, H. Howell, P. Morgan, P. Renard, B. Pfeiffer, D. Lesieur and B. Guardiola-Lemaitre, *J. Med. Chem.*, 1992, **35**, 1484–1486.
- 215 P. Depreux, D. Lesieur, H. A. Mansour, P. Morgan, H. E. Howell, P. Renard, D.-H. Caignard, B. Pfeiffer and P. Delagrangé, *J. Med. Chem.*, 1994, **37**, 3231–3239.
- 216 L. H. H. A. D'haenen, *Int. Clin. Psychopharmacol.*, 2002, **17**, 239–247.
- 217 C. Schäfer, F. Strübe, S. Bringmann and J. Mattay, *Photochem. Photobiol. Sci.*, 2008, **7**, 1457–1462.
- 218 C. I. Stathakis, E. Neokosmidis and T. V. Koftis, *Eur. J. Org. Chem.*, 2014, **2014**, 6376–6379.

