

# Polymer Chemistry

Accepted Manuscript

This article can be cited before page numbers have been issued, to do this please use: C. Smith, O. Penrhyn-Lowe, S. McKeating, S. Wright, A. Dwyer and S. P. Rannard, *Polym. Chem.*, 2024, DOI: 10.1039/D4PY01368A.



This is an Accepted Manuscript, which has been through the Royal Society of Chemistry peer review process and has been accepted for publication.

Accepted Manuscripts are published online shortly after acceptance, before technical editing, formatting and proof reading. Using this free service, authors can make their results available to the community, in citable form, before we publish the edited article. We will replace this Accepted Manuscript with the edited and formatted Advance Article as soon as it is available.

You can find more information about Accepted Manuscripts in the [Information for Authors](#).

Please note that technical editing may introduce minor changes to the text and/or graphics, which may alter content. The journal's standard [Terms & Conditions](#) and the [Ethical guidelines](#) still apply. In no event shall the Royal Society of Chemistry be held responsible for any errors or omissions in this Accepted Manuscript or any consequences arising from the use of any information it contains.

## ARTICLE

## Geometry-directed cyclisation within the transfer-dominated branching radical telomerisation of dimethacrylates.

Corinna Smith<sup>a,b</sup>, Oliver B. Penrhyn-Lowe<sup>a,b</sup>, Samuel Mckeating<sup>a,b</sup>, Stephen Wright<sup>a,b</sup>, Andrew B. Dwyer<sup>a,b</sup> and Steve P. Rannard<sup>\*a,b</sup>

,Received 00th January 20xx,  
Accepted 00th January 20xx

DOI: 10.1039/x0xx00000x

The use of Transfer-dominated Branching Radical Telomerisation (TBRT) in the homopolymerisation of neopentyl glycol dimethacrylate has shown the formation of highly cyclised structures even at relatively highly concentrated reaction conditions. This is contrary to previous reports of the TBRT of unconstrained multi-vinyl taxogens and is the first indication of geometry directed cyclisation within the formation of branched polyesters *via* TBRT methods. Surprisingly, there was limited impact of increased reaction temperature on recovered samples. Dilution led to an expected increase in cyclisation, however, the recovered polymer samples are unprecedented in the extent of cyclisation and the reduction in the use of telogen required to suppress gelation and form soluble branched polymers.

### Introduction

The introduction of new polymer synthesis techniques has often led to a sudden growth of innovation driven by the novel opportunities achievable through a higher level of control,<sup>1,2</sup> formation of new polymer architectures,<sup>3,4</sup> and/or enhanced access to different functionality/chemistry.<sup>5,6</sup> In many cases mechanistic studies highlight the novel nature of a previously unseen synthetic strategy, but identification of unexpected behaviour or reactivity allow the benefits or limitations to be understood.<sup>7,8</sup>

The first reports of Transfer-dominated Branching Radical Telomerisation (TBRT) in 2020 showed that the manipulation of reaction conditions normally applied to free radical telomerisation<sup>9-11</sup> (targeting number average degrees of polymerisation ( $DP_n$ ) of less than 5 monomer units) can prevent gelation and allow the homopolymerisation of multi-vinyl monomers to complete vinyl group consumption.<sup>12</sup> Flory-Stockmayer (F-S) theory was initially created to describe gel formation within step-growth polymerisations of  $A_2$ ,  $B_2$  and  $A_n$  (where  $n > 2$ ) monomer mixtures,<sup>13</sup> and was rapidly extended to vinyl polymerisations under chain-growth conditions.<sup>14</sup> The application of F-S theory to chain-growth polymerisations predicts that a copolymerisation of mono- and multi-vinyl monomers will lead to gel formation at low vinyl group consumption; experimental verification has been reported many times, with initial reports from as early as 1945.<sup>15</sup>

TBRT appears to contradict F-S theory as complete consumption of vinyl groups, and fully soluble high molecular

weight branched polymers are readily achieved during the homopolymerisation of multi-vinyl substrates. F-S theory ignores intramolecular cyclisation and assumes all vinyl groups have equal reactivity.<sup>16</sup> Essentially, TBRT uses chain transfer reactions to control the kinetic chain length within a free radical chain-growth polymerisation to  $< 2$  monomer units, Figure 1; reaction temperature provides additional control.<sup>17</sup>

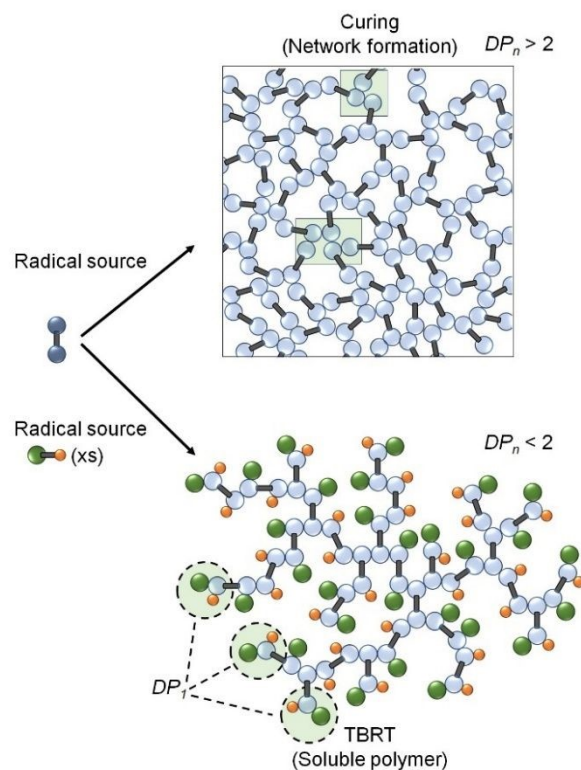


Fig 1. Comparison of curing and network formation through the polymerisation of a multi-vinyl monomer and the creation of a soluble branched polymer by transfer-dominated branching radical telomerisation.

<sup>a</sup> Department of Chemistry, University of Liverpool, Crown Street, L69 7ZD, UK.

E-mail: [srannard@liv.ac.uk](mailto:srannard@liv.ac.uk)

<sup>b</sup> Materials Innovation Factory, University of Liverpool, Crown Street, L69 7ZD, UK

Supplementary Information available: Materials, full experimental details and characterisation. See DOI: 10.1039/x0xx00000x



The  $DP_n$  of the telomer subunit distribution within the branched polymer architecture is, therefore, extremely small. Under these conditions, a multi-vinyl monomer is known as a multi-vinyl taxogen (MVT) and a chain transfer agent is described as a telogen.<sup>9,18</sup> To achieve a  $DP_n < 2$  monomer units, a large number of  $DP_1$  structures must be formed within an MVT homopolymerisation under TBRT conditions, Figure 1.<sup>12</sup> This is not considered within F-S theory and is key to the success of an ideal TBRT reaction forming soluble polymer products; such reactions are typically conducted at solids concentrations  $> 40$  wt% and are ideally characterised by an MVT/Telogen ratio approaching 1.00 within the final purified polymer composition.<sup>19</sup> Under high solvent conditions ( $\leq 30$  wt% solids) increasing intramolecular cyclisation with dilution has been observed, Figure 2.<sup>19</sup>

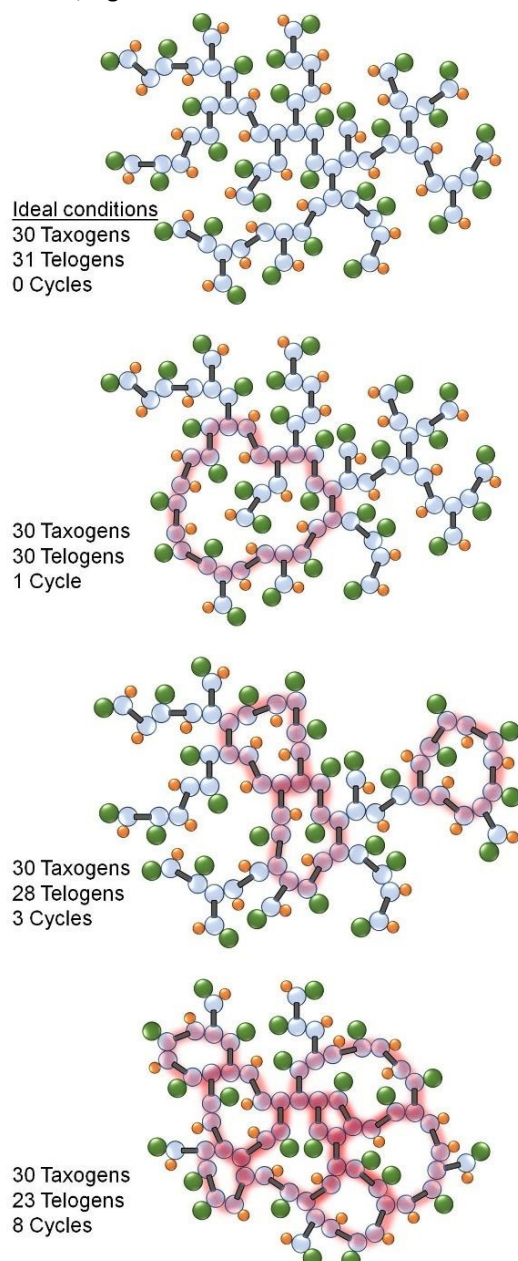


Fig 2. Formation of branched polymers by TBRT containing increasing numbers of cycles if reactions are conducted at higher dilution. The number of telogens within the recovered polymer structure decreases with cycle formation.

Cyclisation can also be observed experimentally as the ability to form soluble highly branched polymers at significantly increased  $[MVT]_0/[Telogen]_0$  ratios within the initial reaction mixture (i.e. less telogen required to control  $DP_n$  to  $< 2$  monomer units). Analytically, this is also seen as the recovered polymers exhibit compositions, as measured by  $^1H$  nuclear magnetic resonance (NMR) spectroscopy, with MVT/Telogen ratios  $> 1$  (i.e. cyclisation diminishes the need for a prevalence of  $DP_1$  structures to avoid gelation and requires one fewer telogen within the final structure per cycle formed), Figure 2.<sup>19</sup>

During the early exploration of TBRT ethylene glycol dimethacrylate (EGDMA) was used as the MVT with 1-dodecanethiol (DDT) acting as the telogen.<sup>12</sup> This has allowed direct comparisons of previous reports as the many variables available within TBRT have been studied. Here, we study the impact of MVT conformation by comparing EGDMA with neopentyl glycol dimethacrylate (NPGDMA) under TBRT conditions. The simple inclusion of a quaternary carbon at the centre of the otherwise simple aliphatic dimethacrylate MVT has modified the outcomes of the TBRT reaction considerably. These observations have been studied further through investigations into the impact of dilution and reaction temperature.

## Results and discussion

### Investigation of the conformations of ethylene glycol dimethacrylate and neopentyl glycol dimethacrylate

A study of the conformation of EGDMA and NPGDMA was conducted using Spartan (v24.110) software and modelling a polar solvent environment to mimic the reaction conditions utilised during the TBRT reactions described here (See Electronic Supplementary Information; ESI). The energy minimised conformations for each MVT are shown in Figure 3.

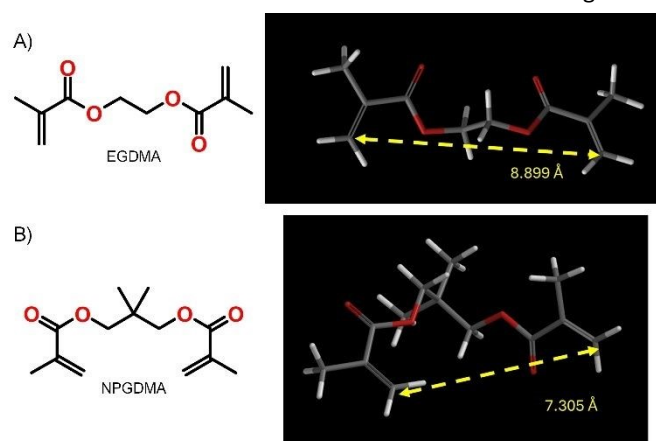


Fig 3. Comparative evaluation of the proximity of vinyl functional groups within A) ethylene glycol dimethacrylate (EGDMA), and B) neopentyl glycol dimethacrylate (NPGDMA).

Despite the longer alkyl chain length within the diol fragment of the dimethacrylate, NPGDMA displayed a 7.305 Å distance between vinyl groups, whereas the flexibility of the shorter EGDMA allowed a larger separation of 8.899 Å. Despite the absence of the extra atom in the central backbone of the MVT, the vinyl groups within EGDMA are, therefore, approximately



22% further away when comparing against NPGDMA. Our previous reports have shown that increased MVT dimensions can radically impact the outcomes of TBRT, with intermolecular branching reactions being more favoured as the dimethacrylate MVT chain length increases.<sup>20</sup> Having an aliphatic, acyclic MVT with an inter-vinyl distance shorter than EGDMA was surprising and offered the opportunity to investigate this trend further.

### TBRT synthesis of polymers *via* neopentyl glycol dimethacrylate homopolymerisation

The TBRT of NPGDMA was conducted using DDT as the telogen, utilising ethyl acetate (EtOAc; 70 °C) as the reaction solvent and 2,2'-azobis(isobutyronitrile) (1.5 mol% based on vinyl group concentration) as the radical source to allow a direct comparison with previous reports.

At 50 wt% solids, and a  $[NPGDMA]_0/[DDT]_0 = 0.73$ , full consumption of vinyl groups was achieved, and a soluble polymer product was recovered, Table 1. This was to be expected as EGDMA also avoids gelation at this  $[MVT]_0/[Telogen]_0$  ratio;<sup>12</sup> as mentioned above, longer MVTs enhance intermolecular branching reactions and both 1,6-hexanediol dimethacrylate and 1,12-dodecanediol dimethacrylate fail to avoid gelation under these conditions.<sup>20</sup>

Table 1. <sup>1</sup>H NMR spectroscopic and TD-SEC analyses of branched polyesters generated *via* the TBRT of NPGDMA and DDT at various reaction solids content (70 °C; EtOAc).<sup>†</sup>

Solids content (wt%)	<sup>1</sup> H NMR (CDCl <sub>3</sub> )				TD-SEC (THF/TEA) <sup>c</sup>				
	$[NPGDMA]_0/[DDT]_0$ <sup>a</sup>	$[NPGDMA]_f/[DDT]_f$ <sup>b</sup>	% Cyclisation <sup>d</sup>	DDT (wt%)	$M_w$ (g mol <sup>-1</sup> )	$M_n$ (g mol <sup>-1</sup> )	$\bar{D}$	$\alpha$	dn/dc
50	1.10*				Gel formed				
50	1.01	1.43	30.1	37.1	136,200	2,200	59.87	0.22	0.088
50	0.96	1.48	32.4	36.3	133,000	7,400	17.76	0.35	0.090
50	0.91	1.30	23.1	39.3	44,200	1,800	23.52	0.26	0.091
50	0.85	1.48	32.4	36.3	34,100	3,100	10.72	0.32	0.090
50	0.79	1.40	28.6	37.6	24,000	1,200	19.38	0.25	0.089
50	0.73	1.38	27.5	37.9	12,900	1,500	8.38	0.26	0.088
30	1.90*				Gel formed				
30	1.73	1.98	49.5	29.8	2,423,100	6,500	372.50	0.41	0.098
30	1.45	2.33	57.1	26.6	149,300	2,800	52.86	0.36	0.095
30	1.29	1.98	49.5	29.8	40,400	3,100	13.08	0.35	0.100
30	1.21	1.56	35.9	35.1	23,400	1,300	17.54	0.30	0.095
30	1.12	1.52	34.2	35.7	19,200	2,000	9.74	0.29	0.095
30	1.01	1.56	35.9	35.1	13,500	2,200	6.26	0.29	0.094
30	0.92	1.52	34.2	35.7	8,300	1,300	6.20	0.26	0.092
10	4.90	5.00	80.0	14.4	202,800	7,200	28.17	0.31	0.106
10	2.70	4.78	79.1	15.0	21,900	2,800	7.74	0.30	0.102
10	2.50	4.56	78.1	15.6	21,200	4,100	5.18	0.33	0.104
10	2.00	3.69	72.9	18.6	10,600	2,600	4.12	0.28	0.101
10	1.60	3.15	68.3	21.1	6,120	1,500	4.20	0.25	0.099
10	1.50	3.17	68.5	21.0	6,600	2,500	2.67	0.27	0.098
10	1.40	2.94	66.0	22.3	5,700	2,000	2.77	0.25	0.098
10	1.30	2.82	64.5	23.0	4,800	1,600	3.09	0.26	0.099
10	1.20	2.61	61.7	24.4	4,200	1,300	3.24	0.22	0.099

<sup>a</sup> Calculated from <sup>1</sup>H NMR analysis of the reaction mixture at t=0 (ESI Fig. S1, S4, S6). <sup>b</sup> Determined by <sup>1</sup>H NMR analysis of purified polymers (examples ESI Fig. S3, S5, S7) – Note: purification is conducted to remove excess telogen and is expected to remove some low molecular weight species. <sup>c</sup> Determined by triple-detection size exclusion chromatography using a 0.5% v/v TEA/THF eluent system (examples ESI Fig. S14, S15). <sup>d</sup> See Ref 19 and ESI Eqn. S4. <sup>†</sup> All polymerisations achieved > 99% vinyl group consumption as determined by <sup>1</sup>H NMR (CDCl<sub>3</sub>) analysis of crude samples of the reaction mixtures after 24 h (ESI Fig. S2, S4, S7)

Interestingly, triple detection size exclusion chromatography (TD-SEC) analysis showed a weight average molecular weight ( $M_w$ ) of the polymer derived from  $[NPGDMA]_0/[DDT]_0 = 0.73$  that is remarkably low when compared with  $p$ (DDT-EGDMA) formed under these conditions ( $M_w \approx 200,000$  g mol<sup>-1</sup>),<sup>12,19</sup> at an  $M_w = 12,900$  g mol<sup>-1</sup>, this  $p$ (DDT-NPGDMA) has an  $M_w$  of approximately 6.5% of the equivalent  $p$ (DDT-EGDMA) sample.

As mentioned previously,  $[MVT]_f/[Telogen]_f$  ratios > 1.00 within the purified polymer are indicative of cyclisation,<sup>19</sup> and characterisation by <sup>1</sup>H NMR (ESI Eqn. S4) showed a very high value (1.38) which corresponds to 30.6% of NPGDMA residues

being involved in cyclisation (*cf.*  $p$ (DDT-EGDMA)  $\approx 1.02$ ).<sup>19</sup> Ideal  $p$ (DDT-NPGDMA) TBRT polymers ( $[MVT]_f/[Telogen]_f = 1.00$ ) will have a composition containing NPGDMA and DDT residues comprising 54.5 wt% and 45.5 wt% respectively; DDT was calculated as only contributing 37.9 wt% of this recovered polymer.

As with other TBRT studies, the  $[NPGDMA]_0/[DDT]_0$  ratio was carefully and systematically increased to identify conditions where the reducing telogen was able to maintain control of the polymerisation and avoid gelation. Soluble  $p$ (DDT-NPGDMA) polymers were able to be formed without gelation at



[NPGDMA]<sub>0</sub>/[DDT]<sub>0</sub> ratios > 1.00 with obvious network formation at 1.10 (cf. *p*(DDT-EGDMA) limiting gel point ratio ≈ 0.85).<sup>12</sup> Under these conditions, the composition of the

*p*(DDT-NPGDMA) polymers remained relatively consistent throughout, as did the amount of cyclisation.

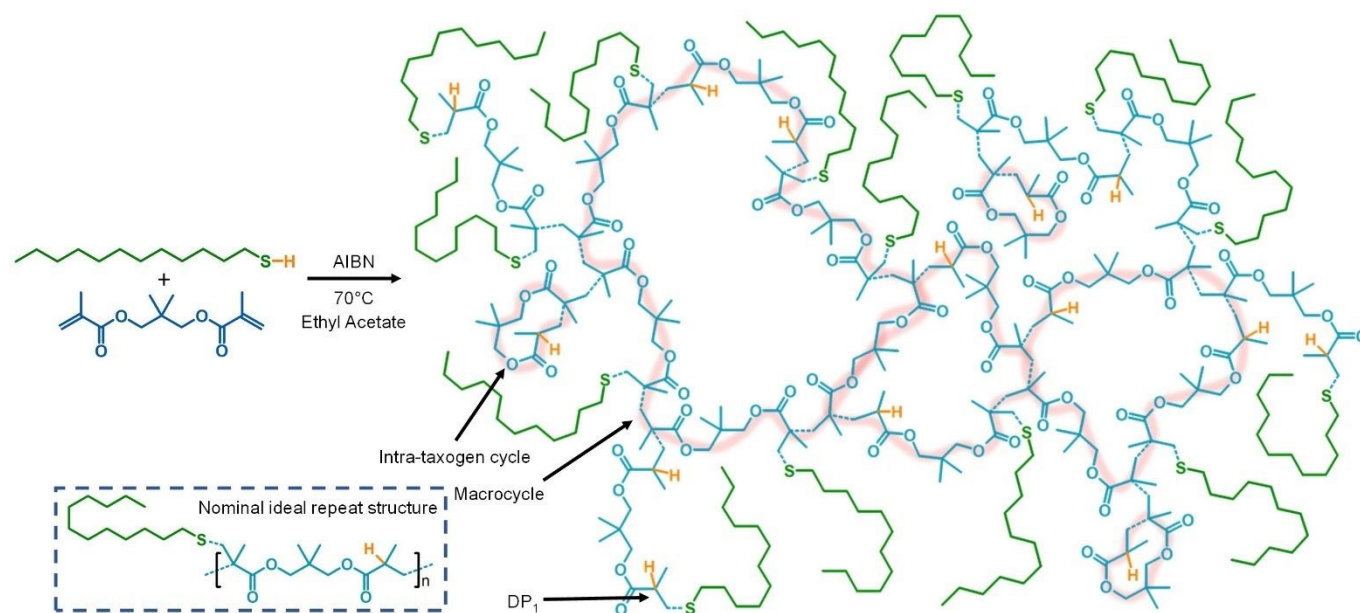


Fig 4. TBRT synthesis of *p*(DDT-NPGDMA) via the homopolymerisation of neopentyl glycol dimethacrylate (NPGDMA) with 1-dodecanethiol (DDT). Macrocycles may be formed within the structure or intramolecular cyclisation of NPGDMA may lead to small cycles. Inset shows the nominal repeat unit under ideal conditions.

The TBRT synthesis of a branched *p*(DDT-NPGDMA) polyester is clearly subject to cyclisation, however, the <sup>1</sup>H NMR analysis is not able to show the fine detail of the nature of the cycles present. It is possible that large macrocycles are formed at a concentration of 50 wt% solids, Figure 4, but the degree of cyclisation at low [NPGDMA]<sub>0</sub>/[DDT]<sub>0</sub> ratios is suggestive of the added role of the MVT in directing intra-taxogen cycle formation where the two vinyl groups react to form a 10-membered cyclic diester subunit within the structure, Figure 4. This is not dissimilar to cycle formation during *p*(diallyl dimethylammonium chloride), *p*(DADMAC), synthesis which, although utilising a diallyl monomer, readily forms a linear polymer with a cyclic repeating structure under free radical conditions;<sup>21</sup> diallyl dimethylammonium chloride is not dissimilar to NPGDMA in structure.

### Investigation of reaction dilution for the TBRT of NPGDMA and DDT.

TBRT polymers typically rely on the formation of DP<sub>1</sub> structures to avoid gelation, Figure 4, but clearly the propensity of NPGDMA to cyclise during TBRT opens the potential to work at significantly lower telogen (thiol) concentrations. Additionally, dilution is known to enable cycle formation in TBRT polymerisations. To study the effect of dilution, *p*(DDT-NPGDMA) was synthesised at 30 wt% and 10 wt% solids (70 wt% and 90 wt% ethyl acetate, respectively), Table 1.

At 30 wt% solids, fully soluble branched polyesters were able to be achieved at [NPGDMA]<sub>0</sub>/[DDT]<sub>0</sub> ratios ≤ 1.73 with *M<sub>w</sub>* values ranging from 8,300 – 2,423,000 g mol<sup>-1</sup>, Figure 5A,

(cf. limiting gel point ratio for EGDMA under these conditions ≈ 1.25).<sup>19</sup> Comparing polymerisations conducted at 50 wt% and 30 wt% solids using an [NPGDMA]<sub>0</sub>/[DDT]<sub>0</sub> ratio of 1.01, the decrease in solids concentration led to an approximate 10-fold decrease in *M<sub>w</sub>*, a noticeable increase in [NPGDMA]<sub>f</sub>/[DDT]<sub>f</sub> ratio within the purified polymer, and a concomitant decrease in DDT residues that indicate a greater level of cyclisation. This is consistent with previous TBRT reports, however, further reductions in telogen within these polymerisations (higher [NPGDMA]<sub>0</sub>/[DDT]<sub>0</sub> values) leads to more significant increases in cyclisation than those previously reported. At [NPGDMA]<sub>0</sub>/[DDT]<sub>0</sub> values unobtainable when using EGDMA as the MVT, up to approximately 50% of NPGDMA residues are involved in cycle formation<sup>19</sup> and the mass of the final polymer that is derived from DDT telogen residues decreased to < 30 wt%.

Further dilution to 10 wt% solids led to highly unexpected results. For context, the formation of *p*(DDT-EGDMA) under these conditions allowed [MVT]<sub>0</sub>/[Telogen]<sub>0</sub> values to exceed 2.00 (purified polymer maximum [EGDMA]<sub>f</sub>/[DDT]<sub>f</sub> = 1.83)<sup>21</sup> with a limiting gel point value ≈ 2.20. When using NPGDMA, values of [NPGDMA]<sub>0</sub>/[DDT]<sub>0</sub> up to 2.70 led to purified polymers with *M<sub>w</sub>* < 25,000 g mol<sup>-1</sup>, Table 1. Due to these TBRT polymerisations appearing to be far below the limiting gel point values, a further reaction was conducted at [NPGDMA]<sub>0</sub>/[DDT]<sub>0</sub> = 4.90, leading to a purified polymer sample with an *M<sub>w</sub>* = 202,800 g mol<sup>-1</sup>, approximately 80% of NPGDMA residues involved in cyclisation, and < 15 wt% of the composition of the final polymer being derived from the telogen DDT, Table 1 & Figure 5B.



The ability to homopolymerise a dimethacrylate to complete vinyl group consumption without gelation, using a 5-fold excess of dimethacrylate MVT to telogen, and forming a fully soluble branched polymer, is remarkable. The degree of cyclisation within this complex soluble macromolecular architecture is unprecedented within the knowledge of the authors.

The impact of cyclisation can also be observed within the physical properties of  $p(\text{DDT-NPGDMA})$  samples made under different reaction dilutions. At similar  $M_w$  and number average molecular weight ( $M_n$ ) values, the polymers prepared at 50 wt% were highly viscous liquids, however those generated at 30 wt% and 10 wt% solids were solid powders, Figure 5B i-iii).

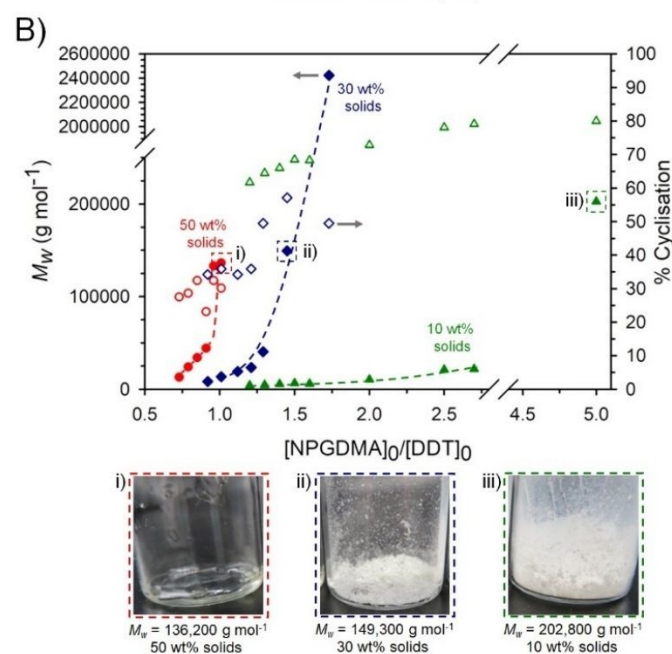
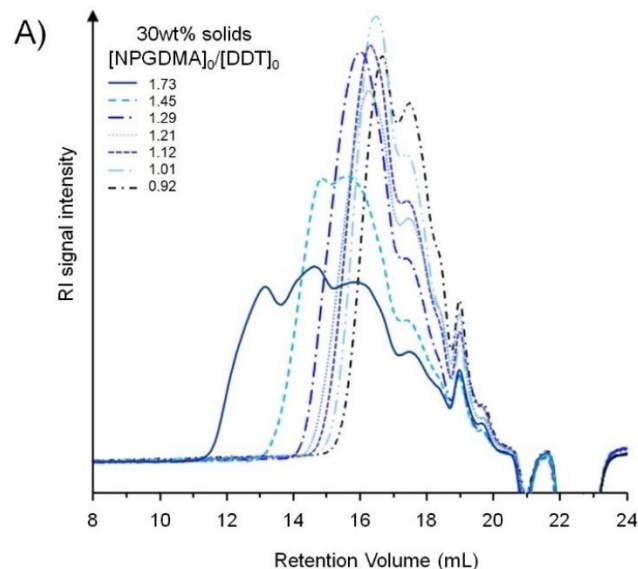


Fig 5. Characterisation of  $p(\text{DDT-NPGDMA})$  synthesis. A) Triple-detection size exclusion chromatograms (RI detector) of polymers formed from different  $[\text{NPGDMA}]_0/[\text{DDT}]_0$  ratios (70 °C, 30 wt% solids); B) Comparison of  $M_w$  growth (solid symbols) and degree of cyclisation (open symbols) of purified  $p(\text{DDT-NPGDMA})$  samples formed under different  $[\text{NPGDMA}]_0/[\text{DDT}]_0$  ratios and dilution – 50 wt% solids (red circles), 30 wt% solids (blue diamonds), 10 wt% solids (green triangles). Bi-iii) visual representation of purified polymer samples of similar molecular weight – 50 wt% solids (red dotted square on graph), 30 wt% (blue dotted square on graph), 10 wt% solids (green dotted square on graph).

To be clear, cyclisation would be expected to impact the rigidity of the branched polymer architecture, however, and as shown in Figure 2, each cycle requires one fewer DDT telogen residue. The variation in the physical properties may therefore be influenced by both the *increasing* presence of cycles (30.1%, 57.1 %, and 80.0 % of NPGDMA residues involved in cyclisation in the polymer architectures formed at 50 wt% through to 10 wt% solids, respectively, Figure 5Bi-iii) and the *decreasing* presence of telogen residues within the polymer sample ( $p(\text{DDT-NPGDMA})$  composition contains 37.1 wt%, 26.6 wt%, and 14.4 wt% DDT as reaction conditions vary from 50 wt% to 30 wt% and 10 wt% solids, respectively).

The telogen residue within TBRT polymers is not a conventional chain-end, as would be expected when using thiols as chain-transfer agents at low concentration. Within the nominal repeat unit of an ideal TBRT polymer (no cyclisation), Figures 1&2, the 1:1 ratio of MVT and telogen leads to the thiol residue acting as a pendant group.<sup>22</sup> For DDT telogen residues in  $p(\text{DDT-NPGDMA})$ , the DDT pendant group is analogous to the lauryl chain within  $p(\text{lauryl methacrylate})$ . A significant reduction in DDT residues would, therefore, be expected to lead to a less mobile branched polyester backbone.

#### Investigation of reaction temperature for the TBRT of NPGDMA utilising DDT as telogen.

Our previous reports of conducting TBRT polymerisations of EGDMA in the presence of DDT at temperatures from 70 °C - 100 °C showed a considerable impact on the formation of soluble branched polymer.<sup>17</sup> Despite the dramatic impact on the half-life of AIBN degradation, as the reaction temperature increased, it was clear that the chain-transfer coefficient ( $C_T$ ) became increasingly dominated by chain-transfer, rather than propagation, leading to a shorter telomer distribution within the resulting branched polymers and reduced branching. A dominance of chain-transfer also allowed higher  $[\text{MVT}]_0/[\text{Telogen}]_0$  ratios to be employed whilst avoiding gelation.

A similar approach was studied for the TBRT of NPGDMA utilising DDT by varying the reaction temperature of the TBRT reactions conducted at 50 wt% solids at 90 °C and 100 °C and employing toluene as the reaction solvent, Table 2. At 90 °C the TBRT reactions were clearly able to form soluble branched polymer at higher  $[\text{NPGDMA}]_0/[\text{DDT}]_0$  ratios than those conducted at 70 °C (limiting gel point ratios > 1.23), strongly suggesting an increase in  $C_T$ , as would be expected. At near equivalent  $[\text{NPGDMA}]_0/[\text{DDT}]_0$  ratios the  $M_w$  of the recovered polymers were also considerably reduced; as an example, at 70 °C (EtOAc):  $[\text{NPGDMA}]_0/[\text{DDT}]_0 = 1.01$ ,  $M_w = 136,200 \text{ g mol}^{-1}$  and at 90 °C (Toluene):  $[\text{NPGDMA}]_0/[\text{DDT}]_0 = 1.02$ ,  $M_w = 31,100 \text{ g mol}^{-1}$ . Interestingly, the number of NPGDMA residues contributing to cyclised structures within the polymers synthesised at different temperatures, but similar  $[\text{NPGDMA}]_0/[\text{DDT}]_0$  ratios, were remarkably similar. Where  $M_w$  values were comparable (different  $[\text{NPGDMA}]_0/[\text{DDT}]_0$  ratios) the samples generated at 90 °C appear to have a lower DDT



content and higher cyclisation, however, this initial observation would require additional investigation.

Further increases in reaction temperature to 100 °C appear to not lead to any dramatic differences in the recovered and purified polymers although, where comparable, there may be an indication of a minor further impact on  $C_T$ . For example, at [NPGDMA]<sub>0</sub>/[DDT]<sub>0</sub> ratios of 1.02 (90 °C), 1.03 (100 °C), 1.04 (90 °C), and 1.07 (100 °C) the  $M_w$  values vary in a relatively systematic manner, namely 31,000 g mol<sup>-1</sup>, 78,400 g mol<sup>-1</sup>, 91,100 g mol<sup>-1</sup>, and 87,500 g mol<sup>-1</sup>, respectively. The decrease in  $M_w$  at the highest [NPGDMA]<sub>0</sub>/[DDT]<sub>0</sub> ratio and higher temperature may be indicative of a further increase in  $C_T$ , and the clear decrease in DDT wt% for the polymers synthesised at 100 °C within this series (27.7 - 30.4 wt%) compared to those at 90 °C (33.0 - 31.2 wt%) may also suggest a slight increase in cyclisation.

The inability to generate soluble polymer at [NPGDMA]<sub>0</sub>/[DDT]<sub>0</sub> ratios ≈ 1.19, in reactions conducted at 100 °C, may suggest that the higher temperature has impacted the conformation of NPGDMA and allowed a fraction of the

MVT population to extend to vinyl group distances that more closely align with EGDMA, although the authors have no direct evidence for this supposition. This is the first example of an increase in temperature leading to a decrease in limiting [MVT]<sub>0</sub>/[Telogen]<sub>0</sub> gel point ratios. Overall, the impact of temperature is observable but not as dramatic as seen in our previous report of  $\rho$ (DDT-EGDMA) synthesis.<sup>17</sup> This would, again, indicate a major influence on the outcomes of the TBRT reaction from the geometry of the MVT being used here.

### Final note

It is important to state here that the physical properties of the polymer synthesised within this study have been highly difficult to characterise. The use of differential scanning calorimetry and dynamic mechanical analysis have yielded data that has proved challenging to interpret. Research is ongoing to establish appropriate analytical protocols and an understanding of these novel materials to allow clear and consistent data.

Table 2. <sup>1</sup>H NMR spectroscopic and TD-SEC analyses of branched polyesters generated *via* the TBRT of NPGDMA and DDT at various reaction temperatures (50 wt% solids; Toluene).<sup>†</sup>

Reaction temperature (°C)	<sup>1</sup> H NMR (CDCl <sub>3</sub> )				TD-SEC (THF/TEA) <sup>c</sup>				
	[NPGDMA] <sub>0</sub> /[DDT] <sub>0</sub> <sup>a</sup>	[NPGDMA] <sub>f</sub> /[DDT] <sub>f</sub> <sup>b</sup>	% Cyclisation <sup>d</sup>	DDT (wt%)	$M_w$ (g mol <sup>-1</sup> )	$M_n$ (g mol <sup>-1</sup> )	$\bar{D}$	$\alpha$	$dn/dc$
90	1.31				Gel formed				
90	1.23	1.60	37.5	37.6	1,086,800	5,200	208.70	0.38	0.092
90	1.18	1.59	37.1	37.2	721,400	5,600	129.00	0.37	0.094
90	1.16	1.48	32.4	32.7	276,400	2,800	97.16	0.36	0.093
90	1.04	1.44	30.6	31.2	91,100	3,700	24.75	0.35	0.091
90	1.02	1.46	31.5	33.0	31,100	2,800	10.99	0.34	0.089
90	0.92	1.28	21.9	24.2	22,100	2,000	10.92	0.30	0.090
90	0.83	1.25	20.0	23.0	13,700	2,400	5.65	0.31	0.090
100	1.19				Gel formed				
100	1.13	1.48	32.4	32.9	196,900	3,100	64.23	0.35	0.091
100	1.07	1.42	29.6	30.4	87,500	3,700	23.65	0.34	0.092
100	1.03	1.37	27.0	27.7	78,400	2,500	31.75	0.33	0.090
100	0.96	1.35	25.9	27.2	50,700	3,700	13.76	0.34	0.092
100	0.88	1.36	26.5	28.9	24,700	3,000	8.25	0.32	0.089
100	0.79	1.55	35.5	38.3	15,200	3,000	5.10	0.28	0.088

<sup>a</sup> Calculated from <sup>1</sup>H NMR analysis of the reaction mixture at t=0 (examples ESI Fig. S8, S11). <sup>b</sup> Determined by <sup>1</sup>H NMR analysis of purified polymers (examples ESI Fig. S10, S13) Note: purification is conducted to remove excess telogen and is expected to remove some low molecular weight species. <sup>c</sup> Determined by triple-detection size exclusion chromatography using a 0.5% v/v TEA/THF eluent system (example ESI Fig. S16-17). <sup>d</sup> See Ref 19 and ESI Eqn. S4. <sup>†</sup> All polymerisations achieved > 99% vinyl group consumption as determined by <sup>1</sup>H NMR (CDCl<sub>3</sub>) analysis of crude samples of the reaction mixtures after 24 h (examples ESI Fig. S9, S12).

## Conclusions

With the considerable scope of multi-vinyl taxogens that may be utilised in TBRT polymerisations, it is important to understand the impact of chemical structure on polymerisation outcomes. Previously, aromatic and aliphatic dimethacrylates have been studied and the impact of rigidity and dimensions of the MVTs has been described.<sup>22</sup> Directing the formation of cyclised TBRT polymers has been achieved by dilution but here the restricted geometry of NPGDMA has been shown to lead to significant cyclisation even at relatively high MVT/telogen

concentrations. The precedent set by the cyclopolymerisation during  $\rho$ (DADMAC) synthesis is useful in interpreting the observations here. This offers the potential to use less telogen during a TBRT polymer synthesis, but also to create a range of polymer structures with the simple manipulation of reaction conditions, notably initial [MVT]/[Telogen] ratios, dilution, and temperature. The resulting polymers may also be tuned to contain varying amounts of thioether residues (or sulfur content). Although there are general trends in the measured  $dn/dc$  values of the recovered polymers (higher values at higher degrees of cyclisation) it is unclear whether this is due to the



modified composition of the materials, as increasing cyclisation leads to a lower contribution of the telogen to the mass of the polymer relative to taxogen. This will require additional study.

Whether the effects here are replicated when using a range of telogens, or within copolymerisation studies, is yet to be established. NPGDMA, however, represents an interesting case study for TBRT and the application of NPGDMA-containing polymers will be the subject of considerable further research.

### Author contributions

C.S. was responsible for conceptualisation, methodology, experimentation, investigation, data curation, formal analysis, visualisation and editing of the original draft. O.B.P-L. contributed to supervision, methodology, experimentation, data curation and editing of the original and final drafts. S.M., S.W., and A.B.D all contributed to validation. S.P.R. was responsible for funding acquisition, conceptualisation of the original research programme, methodology, validation, visualisation, supervision, project administration and manuscript review and editing.

### Conflicts of interest

S. W. and S.P.R. are co-inventors on patents that protect the TBRT chemistry; several of these patents have been licensed to Scott Bader and form the basis of Polymer Mimetics Ltd (Company number 12598928). No other co-authors have any competing interests.

### Data availability

All data generated during this study supporting its findings are available within the manuscript and the Supplementary Information. All data is available from the corresponding author upon reasonable request.

### Acknowledgements

The Engineering & Physical Sciences Research Council (EPSRC) are grateful acknowledged for funding through grant EP/X010864/1. CS is grateful to the Centre of Excellence for Long-acting Therapeutics (CELT) for PhD funding. The authors would like to thank the Materials Innovation Factory (University of Liverpool) for analytical support.

### References

- 1 K. Matyjaszewski and J. Xia, *Chem. Rev.*, 2001, **101**, 2921–2990
- 2 A. Skandalis, T. Sentoukas, D. Selianitis, A. Balafouti and S. Pispas, *Materials*, 2024, **17**, 1947
- 3 G. M. Dykes, *J. Chem. Technol. Biot.*, 2001, **76**, 903–918
- 4 T. Kaiser and H. Frey, *Polymer*, 2020, **211**, 123113
- 5 F. Hatton, *Polym. Chem.*, 2020, **11**, 220–229
- 6 J. E. Moses and A. D. Moorhouse, *Chem. Soc. Rev.*, 2007, **36**, 1249–1262

- 7 N. P. Truong, G. R. Jones, K. G. E. Bradford, D. Konkolewicz and A. Anastasaki, *Nat Rev Chem.*, 2021, **5**, 859–869
- 8 H. R. Kricheldorf, S. M. Weidner and F. Scheliga, *Polym. Chem.*, 2020, **11**, 2595–2604
- 9 B. Boutevin, *J. Polym. Sci., Part A: Polym. Chem.*, 2000, **38**, 3235–3243
- 10 B. Boutevin, J-M. Lusinchi, Y. Pietrasanta, J-J. Robin, *Eur. Polym. J.*, 1994, **30**, 615–619
- 11 C. Loubat and B. Boutevin, *Polym. Bull.*, 2000, **44**, 569–576
- 12 S. R. Cassin, P. Chambon, S. P. Rannard, *Polym. Chem.*, 2020, **11**, 7637 - 7649
- 13 P. J. Flory, *J. Am. Chem. Soc.*, 1941, **63**, 3083–3090
- 14 W. H. Stockmayer, *J. Chem. Phys.*, 1944, **12**, 125–131
- 15 C. Walling, *J. Am. Chem. Soc.*, 1945, **67**, 441–447
- 16 J. Lyu, Y. Gao, Z. Zhang, U. Greiser, H. Tai and W. Wang, *Sci. China Chem.*, 2018, **61**, 319–327
- 17 S. Flynn, O. B. Penrhyn-Lowe, S. Mckeating, S. Wright, S. Lomas, S. R. Cassin, P. Chambon and S. P. Rannard, *RSC Adv.*, 2022, **12**, 31424–31431
- 18 A. Behr, M. Becker, T. Beckmann, L. Johnen, J. Leschinski and S. Reyer, *Angew. Chem. Int. Ed.*, 2009, **48**, 3598 – 3614
- 19 S. R. Cassin, S. Wright, S. Mckeating, O. B. Penrhyn-Lowe, S. Flynn, S. Lomas, P. Chambon, S. P. Rannard, *Polym. Chem.*, 2023, **14**, 1905–1914
- 20 O. B. Penrhyn-Lowe, S. Flynn, S. R. Cassin, S. Mckeating, S. Lomas, S. Wright, P. Chambon and S. P. Rannard, *Polym. Chem.*, 2021, **12**, 6472 – 6483
- 21 A. R. Biery and D. M. Knauss, *Mater. Today Chem.*, 2022, **26**, 101251
- 22 S. R. Cassin, S. Flynn, P. Chambon and S. P. Rannard, *Polym. Chem.*, 2022, **13**, 2295 - 2306





View Article Online  
DOI: 10.1039/D4PY01368A

## Data availability

All data generated during this study supporting its findings are available within the manuscript and the Supplementary Information. All data is available from the corresponding author upon reasonable request.

