



Cite this: *Green Chem.*, 2024, **26**, 5770

Received 11th December 2023,  
Accepted 24th March 2024

DOI: 10.1039/d3gc04881k

rsc.li/greenchem

# Challenges and opportunities on sustainable electrochemical transformations: application towards the synthesis of pharmaceuticals and precursors of drug-like molecules

Adrija Ghosh, Vishal Kumar Parida and Debasis Banerjee \*

The pivotal role of electrochemistry has significantly improved the step economy of organic transformations, thereby surpassing conventional pathways. Sustainable electrochemical transformations enormously influenced the chemical synthesis and attracted significant attention towards pharmaceutical industries. More specifically, the electrochemical organic transformation streamlines the synthesis of a variety of drugs and precursors of drug-like molecules. This review summarised the electrochemical synthesis of more than 50 such drugs, therapeutic chemicals, pharmaceuticals, and precursors of drug-like molecules, which were directly or indirectly synthesised over the period of 2017–2023.

## 1. Introduction

Electrochemical organic transformation is an emerging research area and has gained significant attention towards sustainable development. It is noteworthy to mention that this transformation has paved a new roadmap for modern catalytic technologies over the traditional synthetic pathways *via* its

greater resource economy and elimination of possible by-products.<sup>1</sup> Owing to their inherent advantages, which comply with the principles of green chemistry, employing electrochemistry towards the direct synthesis of functionalised chemical space has proven to be a highly significant development. This is particularly crucial for the fact that the number of steps and class of reagents used in traditional chemical synthesis have a great impact on the product yield, as well as on the environment.<sup>2–4</sup> Looking at the potency of electrochemistry in bridging the gap between complex molecule synthesis and sustainability, it is evident that the future scope of such emerging technologies

Department of Chemistry, Laboratory of Catalysis and Organic Synthesis, Indian Institute of Technology Roorkee, Roorkee-247667, Uttarakhand, India.  
E-mail: debasis.banerjee@cy.iitr.ac.in



Adrija Ghosh

Adrija Ghosh was born in West Bengal. She obtained her Bachelor's degree in Chemical Science from Jadavpur University in 2018, followed by a Master's degree in Chemical Science from the Indian Institute of Technology Hyderabad in 2020. Currently, she is a Doctoral student at the Department of Chemistry, Indian Institute of Technology, Roorkee, under the supervision of Prof. Debasis Banerjee. Her current research

focus involves sustainable electro-organic strategies for decarboxylative transformations and non-precious metal-catalyzed organic transformations.



Vishal Kumar Parida

Vishal Kumar Parida was born in West Bengal. He obtained his Bachelor's degree in Chemical Science from Ashutosh College (affiliated with the University of Calcutta) in 2019, followed by a Master's degree in Chemical Science from the National Institute of Technology, Rourkela, in 2021. Currently, he is a Ph.D. student at the Department of Chemistry, Indian Institute of Technology, Roorkee, under the supervision of

Prof. Debasis Banerjee. His current research work focuses on sustainable approaches for the synthesis of diverse organic molecules using transition metal catalysis.

shall be ruled by its applications in various aspects of synthetic organic chemistry including medicine to materials.<sup>5</sup>

Organic electrochemistry has attracted significant interest in comparison to conventional synthetic transformations.<sup>6</sup> The pursuit of electrochemistry is much greener and cost-effective.<sup>7</sup> This review shall merge all of the recent developments made in the area of electrochemical pathways to drug analogues and value-added products, and pharmaceuticals.<sup>6–10</sup> Interestingly, electrochemistry has significantly shortened the synthetic routes to various pharmaceuticals and drug-like molecules, as highlighted in Fig. 1.

Herein, we summarise all these recent advancements, including the challenges and opportunities on sustainable electrochemical transformations towards the synthesis of pharmaceuticals and precursors of drug-like molecules.

A previous report by Bisai in 2022 focused on the total synthesis of naturally occurring alkaloids and terpenoids *via* electrochemical C–H functionalization.<sup>11</sup> Cantillo very briefly summarised some of the recent syntheses of active pharmaceutical ingredients. However, no attention was paid towards the importance of the electrocatalytic protocol or its scope.<sup>12</sup> Chain reported on the total synthesis of alkaloids and terpenoids, including fatty acids, polyketides and carbohydrates.<sup>13</sup> Ackermann presented the electro-organic synthesis of specialty chemicals mainly focused on fluorinated, organophosphor-

ous, azido, and deuterated compounds solely based on the C–H bond functionalisation.<sup>7d</sup> The total synthesis of natural products employing electrochemical methodologies was mostly documented in earlier reviews. Moreover, the major focus was directed towards chemical catalysis, and precise attention often was paid to the synthesis of a class of compounds. However, it is necessary to pay attention towards more sustainable approaches, where potential emphasis on electrochemical transformations for such applications is in demand. It is noteworthy to mention that since the past couple of years, we are actively involved in base-metal catalysed sustainable strategies for organic transformations<sup>14,15</sup> and have focused our attention towards emerging electrocatalysis approaches for organic transformations.

The present review focuses on the potential applications of electrochemical strategies. More specifically, the direct (one-step) or indirect (2–3 steps) synthesis of drugs, natural products, hormone analogues, neurotransmitters, metabolites, synthesis of cytotoxins, NSAIDs, *etc.* is the primary focus. This review shall cover the sustainable electrochemical syntheses of more than 50 such complex molecules, which were directly and indirectly synthesised over the period of 2017–2023. Herein, we plan to briefly classify electrochemical methodologies based on the type of reaction and applications in drug synthesis. Furthermore, the syntheses of value-added products that have not been highlighted yet in any of the above-mentioned previous reviews are summarised. The pivotal role of electrochemistry in all of these classified areas has significantly improved the step economy of organic transformations, thereby surpassing conventional pathways.

Moreover, to the best of our knowledge, there is no comprehensive review reported that highlights sustainable electrochemical transformations for the synthesis of therapeutic chemicals, pharmaceuticals, and precursors of drug-like molecules, including their applications in medicine to materials.

The key features summarised are as follows: (a) electrochemical cross-electrophile coupling (XEC) for the formation of new C–C bonds; (b) electrochemical C–H functionalisation towards applications to materials chemistry; (c) electrochemical intramolecular cyclisation/annulation; (d) electrochemical CO<sub>2</sub> activation to biologically active organic moieties *via* elimination of toxic reducing agents; (e) asymmetric electro synthesis to optically active compounds; (f) electrochemical dimerisation; and (g) miscellaneous electrochemical transformations.



**Debasis Banerjee**

*Debasis Banerjee graduated with an M.Sc. degree in Organic Chemistry from Banaras Hindu University and obtained his Ph.D. in Organic Chemistry from the Indian Institute of Technology Kanpur in 2011 with Prof. M. L. N. Rao. Thereafter, he moved to the Leibniz Institute for Catalysis (LIKAT), Germany, for a postdoctoral position with Prof. Matthias Beller (2011–2014), and subsequently held another postdoctoral position*

*(2014–2015) at Stockholm University, Sweden, with Prof. Jan-Erling Bäckvall. In 2015, he accepted a position as an Assistant Professor at the Indian Institute of Technology Roorkee (Uttarakhand, India). Since August 2020, he has served as an Associate Professor at the same institute. He is a recipient of the SERB-Early Career Research Award (2016), DAE-Young Scientist Research Award (YSRA-2016), and winner of the Evonik Call for Research Proposal (ECRP-2016) Award by Evonik Industries GMBH, Germany. Recently, he was selected for the Thieme Chemistry Journals Award 2020. Since 2021, he has been working as a Guest Editor in Tetrahedron and Tetrahedron Letters on a Special Issue based on Non-Precious Metal-Catalysis for Sustainable Organic Transformations. He was selected for the Chemical Research Society of India (CRSI) Bronze Medal of 2023.*

## 2. Electrochemical strategies for drug synthesis

### 2.1 Electrochemical CO<sub>2</sub> activation

Carbon dioxide is the most abundant C1 source, and one of the major components of the greenhouse effect.<sup>16</sup> Recent years have witnessed significant utilisation of CO<sub>2</sub> to value-added chemicals<sup>17a,b</sup> and natural products.<sup>18</sup> Researchers have exploited metal complexes and harsh conditions to overcome

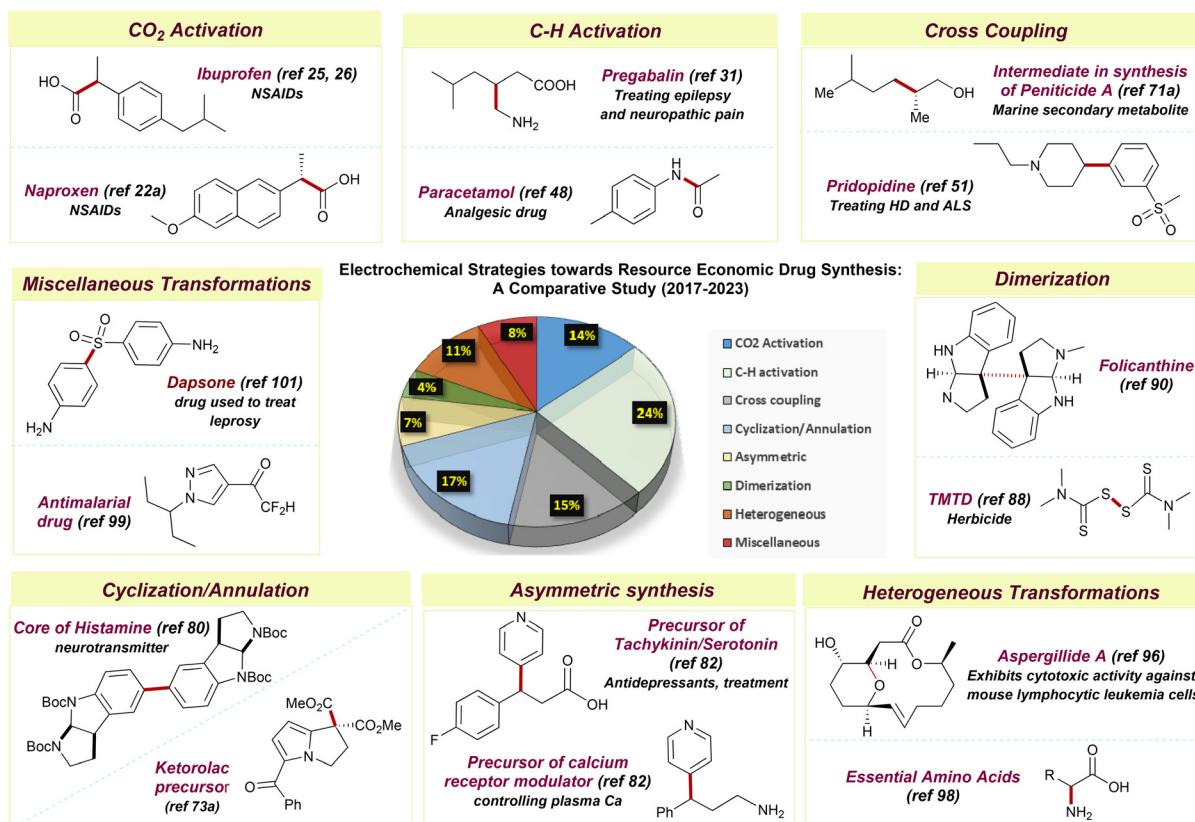
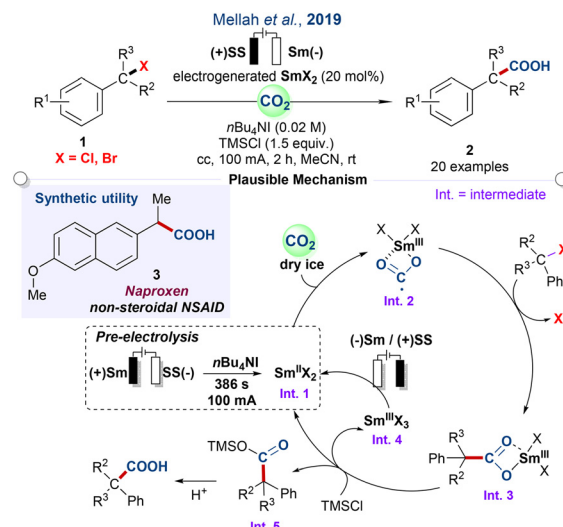


Fig. 1 Representative examples of drug molecules synthesised using electrocatalytic approaches.

the barriers of CO<sub>2</sub> activation and incorporation in organic compounds.<sup>19a-d</sup> In this regard, electrochemistry has emerged as a potent, sustainable and effective methodology for activation of inert carbon dioxide and its valorisation.<sup>20</sup> For instance, Naproxen (3) and Ibuprofen (7) are regularly used, and the direct syntheses of these drugs have gained great synthetic importance over the years.<sup>21</sup> Conventional methods for their synthesis depend on an excess over the stoichiometric amounts of reducing agents (zinc and MgCl<sub>2</sub>), which could be avoided *via* application of electrochemistry.

Mellah and co-workers (2019) utilised highly oxophilic divalent samarium (**Int. 1**), generated electrochemically, and catalysed the carboxylation of benzyl halides to corresponding acids (Scheme 1).<sup>22a</sup> It was proposed that reduction of carbon dioxide and ligation with the metal centre generated a samarium carboxylate species **Int. 2**, followed by TMSCl catalysing the cleavage of the Sm(III)–O species (**Int. 3**) to silyl ester (**Int. 5**), and furnished the desired product after hydrolysis. During the process, trivalent samarium (**Int. 4**) is generated along with **Int. 1** by cathodic reduction. This protocol avoids the use of any extra metal catalysts, and prevents the generation of by-products *via* dehalogenation and dimerisation.<sup>22b</sup> Naproxen (3) hormone, widely used for pain and inflammation, was obtained in a single step.

Similar transformations using aryl triflates, tosylates, or ethers and allylic alcohols with CO<sub>2</sub> were also resulted carboxylic acid motifs.<sup>23a-f</sup> An alternative metal-free carboxylation

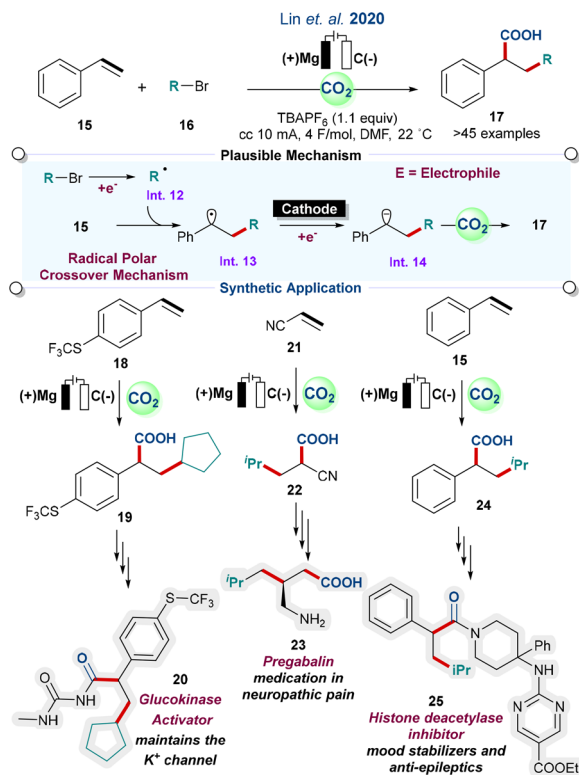


Scheme 1 Electrochemical CO<sub>2</sub> activation for the synthesis of Naproxen (ref. 22a).

of air-stable benzyl tri-methylammonium bromide salts was also reported by Manthiram and co-workers.<sup>24</sup>

Ye and co-workers employed the electro-carboxylation approach using primary, secondary and tertiary sulfones under mild reaction conditions (Scheme 2a).<sup>25</sup> High stability and the electron-withdrawing nature of sulfones favoured the carboxy-





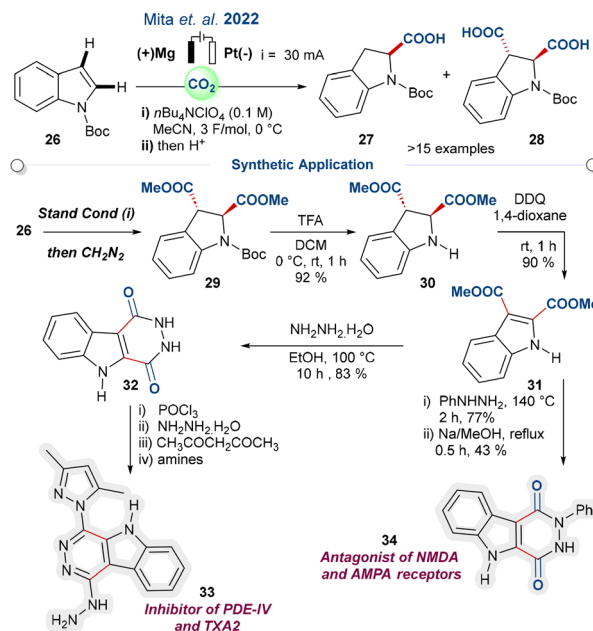
**Scheme 3** Electroreductive carbo-functionalisation of alkenes: synthesis of biologically active molecules (ref. 31).

anti-epileptics). These molecules are being investigated as a possible alternative for treatments of cancers, and parasitic and inflammatory diseases.<sup>31</sup>

Mita and co-workers reported an electrochemical protocol for dearomative mono- and di-carboxylation of heteroaromatics using carbon dioxide as the potent dicarboxylating agent (Scheme 4).<sup>32,33a</sup> As proposed, the carbon dioxide radical anion was initially produced, which mainly yielded the trans-oriented di-carboxylic acids from protected indoles, and was supported by computational studies including control experiments. The catalytic protocol was directly applied to biologically active dicarboxylic acid derivatives; inhibitors of PDE-IV, TXA2 **33**, and antagonist of NMDA and AMPA receptors **34**.<sup>33b,c</sup>

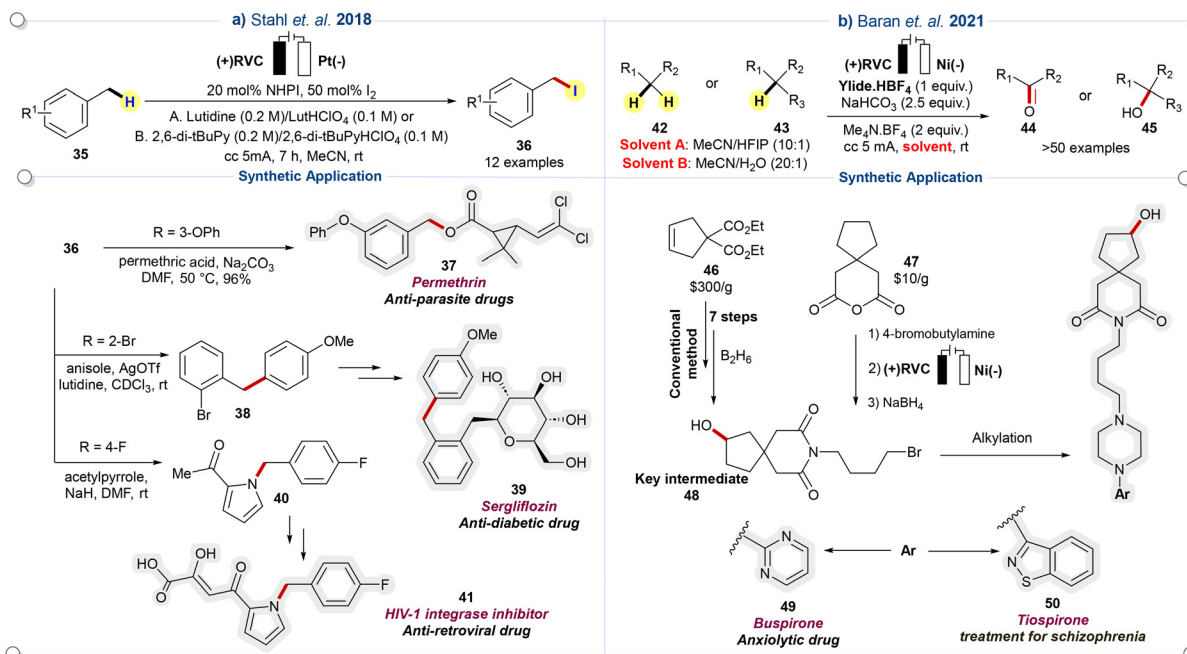
## 2.2 Electrochemical C–H activation

C–H activation has an opulent history in organic synthesis and has received considerable attention from chemists over the years. N-hydroxy phthalimide (NHPI), a HAT mediator, first introduced in 1980s by Masui and co-workers,<sup>34a,b</sup> has been used for trapping organic radicals in the presence of O<sub>2</sub> leading to the formation of oxygenated products. Contrary to this, electrochemical NHPI oxidation allows generation of PINO (phthalimido-N-oxyl) in the absence of O-atom sources. Stahl and co-workers first reported the use of N-hydroxyphthalimide as an electrochemical mediator, employing I2 as the radical trap via the HAT process. The reaction of in-situ gener-

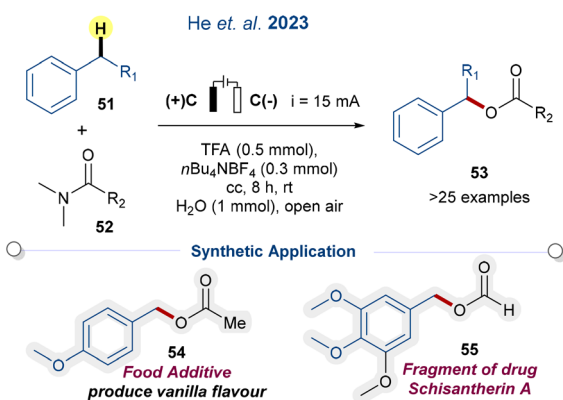


**Scheme 4** Electrochemical di-carboxylation of heterocycles (ref. 33a).

ated PINO with the weak benzylic C–H bond is thermoneutral and produces a radical which apparently reacts with iodine to give the desired product (Scheme 5a).<sup>35</sup> Synthetic application of the in situ nucleophilic substitution of iodides was also an advantage of this protocol. Electrochemical iodination protocol can be utilized for sequential iodination/alkylation apart from in situ functionalization. This has been exploited for the synthesis of three pharmaceutically significant moieties namely, Permethrin (used in treatment of scabies), Sertigliflozin (anti-diabetic drug), and HIV-1 integrase inhibitor (antiretroviral drug). Biochemical approaches are popular due to their catalyst-controlled selectivity,<sup>36</sup> and often utilised for the direct abstraction of the hydrogen atom for C–H oxidation reactions.<sup>37</sup> Due to the challenging tunability of these catalysts or reagents, which require tedious synthetic procedures, the focus has recently been shifted towards more sustainable electrochemical hydrogen atom transfer-based mediators.<sup>38</sup> N-Alkyl ammonium ylides served as a new class of reactive radicals, which have been selectively tuned by Baran and co-workers and utilised for the oxidation of inactivated C–H bonds.<sup>39,40</sup> The developed strategy was based on a structure-agnostic approach, wherein a desired catalytic cycle was modelled prior to mediator selection (Scheme 5b). The key catalytic steps are: (a) abstraction of hydrogen by a radical mediator; (b) deprotonation to regenerate a radical precursor; and (c) generation of an oxidised product, along with the regeneration of a radical mediator. The remarkable ability for the generation of tertiary alcohol products was observed in quinuclidine-mediated oxidations.<sup>40</sup> Such chemo-selective electro-oxidative approach was employed in the shortest route to the key intermediate **48** for the synthesis of buspirone (**49**, anxiolytic drug), and tiospirone **50**, respectively.



**Scheme 5** (a) NHPI-Mediated electrochemical iodination of methylarenes for the synthesis of Permethrin, Sergliflozin, and HIV-1 Integrase Inhibitor (ref. 35). (b) *N*-Ammonium ylide-mediated electrochemical C–H oxidation for the syntheses of Buspirone and Tiospirone (ref. 40).



**Scheme 6** Electrochemical approach for the synthesis of Schisantherin A (ref. 41).

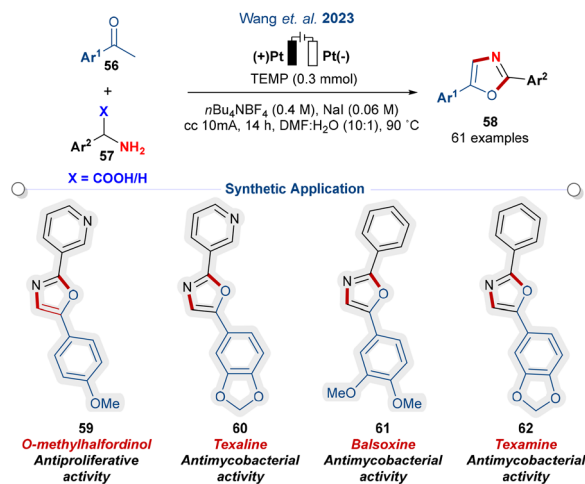
Benzyl esters are omnipresent in natural products and drugs, which have been conventionally synthesised *via* esterification, transesterification, and often require high reaction temperatures. Considering a sustainable and cost-efficient approach, He and co-workers designed an electrochemical protocol, where the direct acyloxylation of benzyl C(sp<sup>3</sup>)–H bond with amide was achieved.<sup>41</sup> This strategy features metal- and oxidant-free C(sp<sup>3</sup>)–H functionalisation with hydrogen gas evolution, and exhibited good functional group tolerance. Mechanistic studies suggested that the *in situ* oxidation of the benzylic C–H bond led to the formation of benzylic carbocation, which transformed into an imine *via* nucleophilic attack of DMF. Hydrolysis of the imine intermediate furnished

the benzyl-acyloxyated product. The protocol was employed for the synthesis of food additives (54, imparts vanilla essence), and a fragment of the natural product Schisantherin A 55 serves as an antagonist of adiponectin receptor 2 (Scheme 6).

2,5-Diaryl substituted oxazoles are omnipresent in various pharmaceutically active compounds, yet their synthesis is associated with sacrificial oxidants, expensive transition metals and generates stoichiometric waste. In 2023, Wang and co-workers reported a metal-free electro-oxidative strategy of 2,5-diaryloxazoles that follows sequential C(sp<sup>3</sup>)–H and N–H bond functionalisation, starting from aryl ketones and naturally occurring  $\alpha$ -amino acids.<sup>42</sup> The one-pot syntheses of *O*-methylhalfordinol (59, an anti-proliferative natural product) and texaline 60, and balsoxine 61 and texamine 62, known as antimycobacterial agents, were synthesised in good to excellent yield (Scheme 7).

Directing group-mediated electrochemical C–H halogenation for the synthesis of haloarenes is a long-standing goal.<sup>43</sup> In 2017, Kakiuchi and co-workers reported the Pd-catalysed *ortho*-chlorination using HCl under electro-oxidative conditions. Benzamides bearing the 5,7-dichloro-8-quinolinyl group, a bidentate-directing group, proved efficient for selective *ortho*-chlorination.<sup>44</sup> Vismodegib, an FDA-approved drug used for the treatment of basal cell carcinoma, was obtained using this electro-oxidative protocol. Reduction of the nitro group in 67 in the presence of iron in acetic acid furnished 68, which was coupled with acid 66, and resulted in vismodegib 69 in 70% yield (Scheme 8a).

Recently, Chen and co-workers reported on the catalyst and oxidant-free electrochemical bromination of pyridine. It was



**Scheme 7** Electrochemical approach to 2,5-diaryloxazole: synthesis of *O*-methylhalfordinol, texaline, balsoxine and texamine (ref. 42).

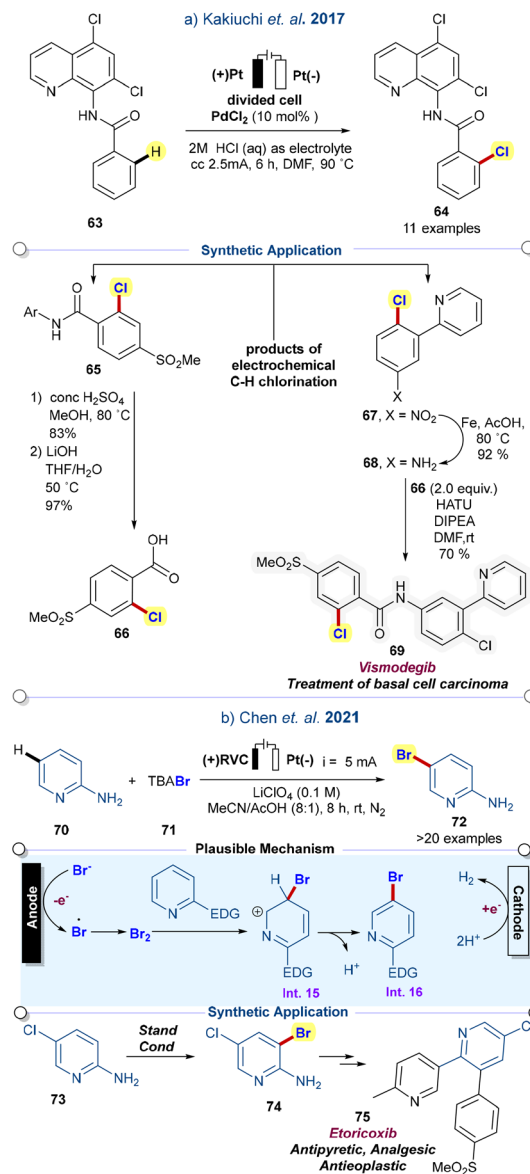
observed that the pyridines (having electron-donating groups) control the regio-selective bromination. As proposed, under mild conditions, the bromine radical coupled to produce bromine gas, which further participated in aromatic electrophilic substitution to achieve **Int. 15**, followed by deprotonation, resulting in the desired product. This protocol was further extended to the precursor of etoricoxib **75**, an NSAID drug (Scheme 8b).<sup>45</sup>

The electrochemical C-3 formylation/acylation of indoles *via* the one-pot Mannich reaction was reported by Zheng and co-workers (Scheme 9a).<sup>46</sup> It was observed that the amine used for the Mannich reaction activates the aldehyde, which is then removed *via* electrochemical oxidative C–N bond cleavage. Using this strategy, **78** was obtained, followed by the synthesis of GSK-3 $\beta$  inhibitors (**79**, against bipolar disorders) in a single step. GSK-3 $\beta$  inhibitors are widely used in hepatic glycolysis regulation, cell signalling pathway and phosphorylation of various proteins, including treatments for cancer and Alzheimer's diseases.

Paracetamol, or *N*-acetyl-*para*-aminophenol (APAP), is one of the highest consumed analgesic drugs. Synthesis of APAP mostly depends on the *N*-acetylation of *p*-aminophenol. However, these processes are associated with selectivity issues, as well as the use of hazardous reagents and harsh reaction conditions.<sup>47</sup> In contrast, electrochemistry has enabled a greener synthesis route to paracetamol directly from phenols, employing the concept of the Ritter reaction (Scheme 9b).<sup>48</sup> The site-selective Ritter type amidation using acetonitrile, as the nitrogen source, with phenol **80** resulted in paracetamol **81** in high yield.

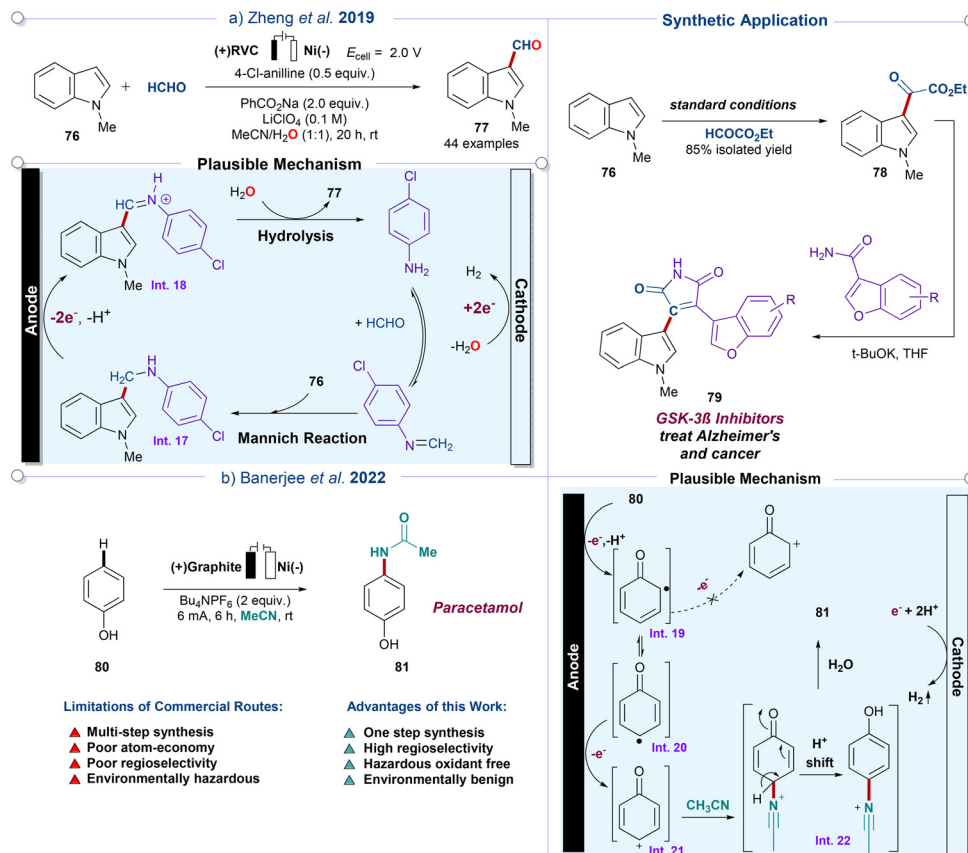
### 2.3 Electrochemical cross coupling

Cross-coupling reactions largely contributed to chemical synthesis, and are extensively utilised for complex molecular scaffolds.<sup>49</sup> However, the generation of halide waste, the use of harsh reaction conditions, and the involvement of multi-step

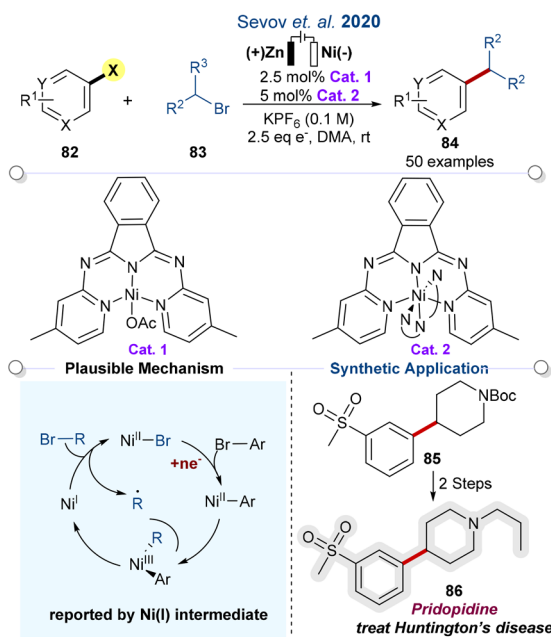


**Scheme 8** (a) Pd-catalyzed C–H chlorination of benzamide derivatives for the synthesis of Vismodegib (ref. 44), (b) electrochemical meta-bromination of pyridines for the synthesis of Etoricoxib (ref. 45).

processes forced researchers to find more mild and sustainable synthetic routes. Often, the cross-electrophilic coupling reactions were aided by metal catalysts or metal nano-particles, and used in over-stoichiometric amounts.<sup>50</sup> In this direction, Sevov and co-workers reported an interesting cross-coupling reaction using electrocatalysis (Scheme 10).<sup>51</sup> Primary and secondary alkyl bromides were coupled with aryl, heteroaryl or vinyl bromides, and resulted C(sp<sup>2</sup>)–C(sp<sup>3</sup>) bonds in the presence of a redox shuttle, which attenuates the over-reduction and degeneration of the catalyst. Such redox shuttle serves as a co-catalyst to shuttle electrons from the cathode to the anode. The protocol was utilized in the synthesis of pridopidine (**86**), which is used for Huntington's disease and amyotrophic lateral sclerosis.<sup>51</sup>



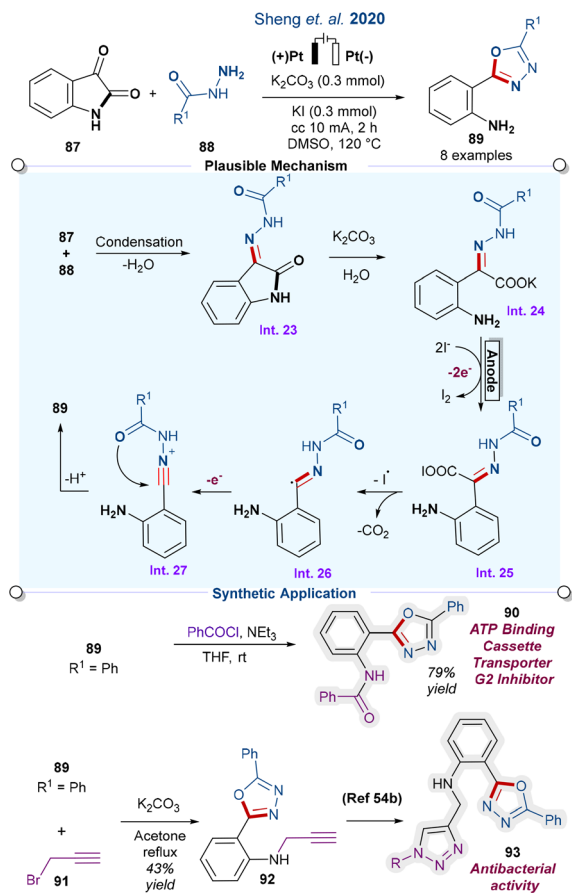
**Scheme 9** (a) Electrochemical C3-formylation: synthesis of GSK-3 $\beta$  Inhibitors (ref. 46), (b) direct synthesis of paracetamol: electrochemical Ritter type C–H amination of phenols (ref. 48).



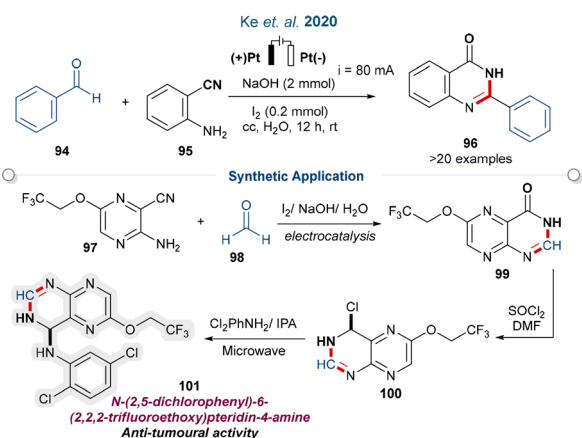
**Scheme 10** Cross electrophile coupling for the synthesis of pridopidine (ref. 51).

Electrochemical sequential C–C and C–X bond formation using decarboxylative cross-coupling has attracted potential interest in recent times.<sup>52,53</sup> Sheng and co-workers reported an electrochemical intramolecular decarboxylative coupling of isatin and benzoyl hydrazines to 2-(1,3,4-oxadiazol-2-yl) aniline derivatives (Scheme 11).<sup>54a,b</sup> The isatin moiety behaved as an amino-attached C1 source. Late-stage functionalisation of the desired products resulted in the ATP-binding cassette transporter G2 inhibitor **90** and N-heterocycles having antibacterial activity **93**.

Quinazolinones have exhibited a broad range of biological activities, and were identified as essential scaffolds in drugs,<sup>55</sup> and in natural products.<sup>56</sup> Luotonin A and its derivatives, having a quinazolinone core, serve against cancer cell lines.<sup>57</sup> Primitive synthetic protocols for the synthesis of the quinazolinone core involve condensation,<sup>58a,b</sup> carbonylative annulation,<sup>59a,b</sup> and transition metal catalyzed annulation.<sup>60a,b</sup> Such processes are limited by their harsh reaction conditions, toxic solvents, and poor product selectivities. In this direction, Ke and co-workers reported on the one-pot electrochemical tandem reaction towards the synthesis of quinazolinones from *o*-aminobenzonitrile and benzaldehyde.<sup>61</sup> Iodine serves as a catalyst in water, which complies with the concept of green chemistry. Synthesis of the Gefitinib analogue **101** was



**Scheme 11** Electrochemical synthesis of 2-(1,3,4-oxadiazol-2-yl) aniline derivatives (ref. 54a).



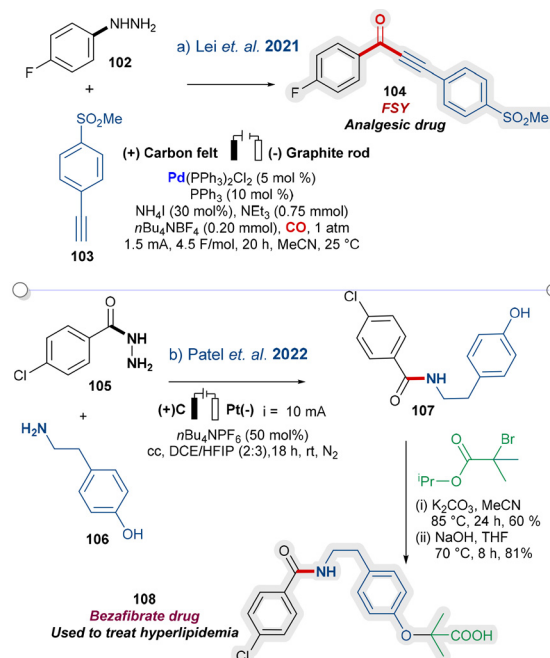
**Scheme 12** Electrochemical synthesis of quinazolines (ref. 61).

obtained, which inhibits the growth of human colon cancer cells HCT-116, human Lung Carcinoma Cells A549, and was used for the treatment of human gastric cancer cells SGC-7901 (Scheme 12).

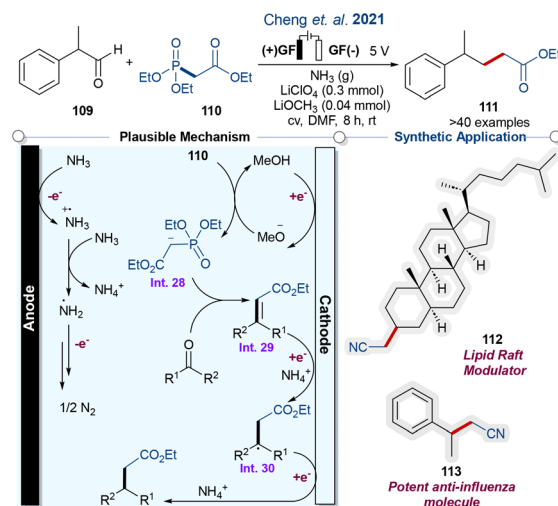
Oxidative carbonylation provides direct access to ynones, present in various biologically active scaffolds.<sup>62a,b</sup> However,

safety issues related to its handling and the hazardous CO limited its applications in bulk industrial synthesis. Moreover, oxidative carbonylation employing direct CO/O<sub>2</sub> mixtures is an efficient alternative for easy access to carbonyl moieties.<sup>63</sup>

In 2021, Lei and co-workers demonstrated an improved and elegant Pd-catalyzed carbonylation protocol for the synthesis of ynones using alkynes and aryl hydrazines. The anti-inflammatory drug and analgesic, **104** was synthesized using this electrochemical carbonylative strategy (Scheme 13a).<sup>64</sup> Brown and co-workers demonstrated the impact of amides as main



**Scheme 13** (a) Palladium-catalyzed oxidative Sonogashira carbonylation for the synthesis of the FSY drug (ref. 64), (b) electrochemical amidation: synthesis of bezafibrate (ref. 67).



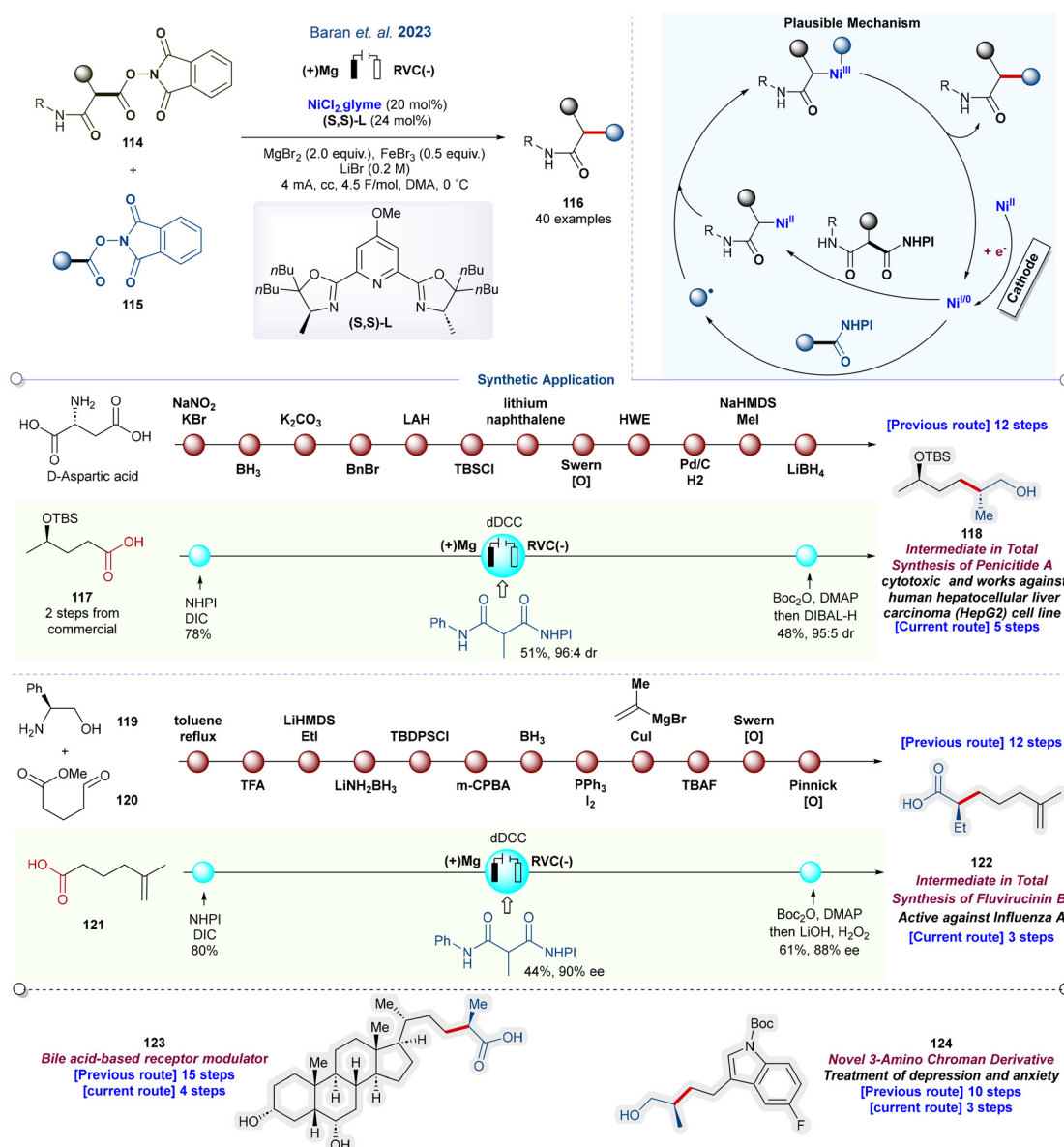
**Scheme 14** Electrochemical tandem olefination and hydrogenation with ammonia (ref. 70).

building blocks used in almost 50% of pharmaceuticals,<sup>65</sup> natural products and in polymers.<sup>66a,b</sup> In 2022, Patel and co-workers reported on the electrochemical amidation of benzoyl hydrazine/carbazate, employing primary and secondary amines as coupling partners. Benzoyl hydrazine serves as a potential acyl radical donor, which couples with amine, the N-radical donor, thereby resulting in the desired amide. This greener, metal-free electrochemical protocol enabled the two-step synthesis of the Bezafibrate drug **108**, which is widely used for the treatment of hyperlipidemia (Scheme 13b).<sup>67</sup>

The Horner–Wadsworth–Emmons (HWE) reaction is primarily used for alkyl chain elongation,<sup>68</sup> having wide applications in the synthesis natural products.<sup>69a–c</sup> Cheng and co-workers demonstrated a tandem electrochemical reaction highlighting the cathodic reduction of the substrate with

ammonia as the hydrogen donor in the presence of a base (Scheme 14).<sup>70</sup> A catalytic amount of base was generated electrochemically from methanol and resulted in the phosphonoacetate anion **Int. 28**. Thereafter, the HWE reaction resulted in the desired products in high yield. Such metal and oxidant-free protocol was employed in the synthesis of lipid raft modulator **112** and potential anti-influenza derivative **113**.

In 2023, Baran and co-workers reported on the nickel-catalysed enantioselective double decarboxylative cross-coupling of redox active esters and malonate derivatives.<sup>71a</sup> The reaction profile featured the formation of two radicals, where coupling can be controlled by the careful choice of the ligand. A comparative study of the conventional synthetic pathways of a series of various biologically active molecules and their electrochemical pathways was proposed in Scheme 15. For instance,

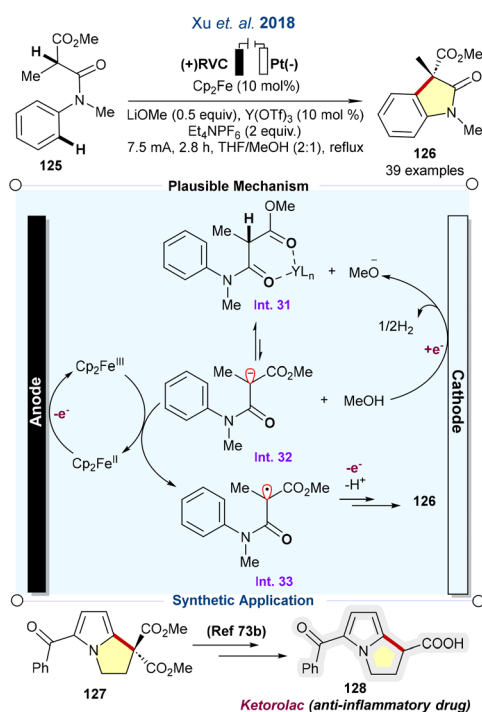


**Scheme 15** Enantioselective doubly decarboxylative C(sp<sup>3</sup>)-C(sp<sup>3</sup>) cross coupling (ref. 71a).

Fluvirucin B1 is a 14-membered macrolactam produced by *Actinomadura vulgaris*, and is active against a variety of fungi, as well as influenza A.<sup>71b</sup> Penicite A exhibited moderate cytotoxicity against pathogen *Alternaria brassicae* and the human hepatocellular liver carcinoma (HepG2) cell line. Again, 3-amino chroman derivatives and compounds are also moderately used in the treatment of depression and anxiety.

## 2.4 Electrochemical annulation or cyclisation

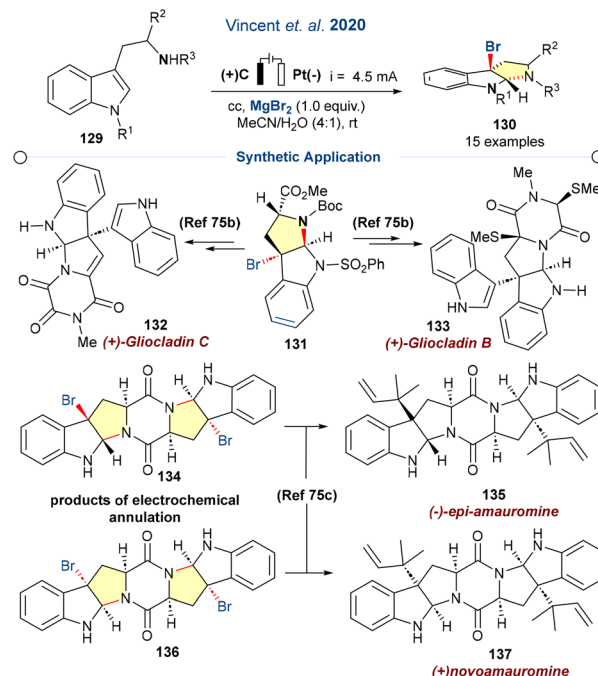
Intramolecular annulation reactions are commonly used as a tool in the assembling of cyclic scaffolds with sequential formation of new C–C or C–X bonds. Such processes are mostly influenced by transition metals and the use of very strong oxidants.<sup>72a–c</sup> However, in terms of sustainability, an alternative solution is highly desirable. In 2018, Xu and co-workers proposed the ferrocene-catalysed electrochemical dehydrogenative cyclisation of 1,3-dicarbonyls *via* functionalisation of C(sp<sup>3</sup>)-H/C(sp<sup>2</sup>)-H bonds. 1,3-Dicarbonyls were employed for the facile oxidative cleavage of acidic hydrogen (activated by the iron catalyst), and facilitated the generation of an electrophilic carbon-centred radical. This protocol avoids the use of organic oxidants and transition metal-catalyzed aerobic oxidations used in earlier studies. Mechanistic studies confirmed the formation of carbanion *via* abstraction of the  $\alpha$ -C–H proton, followed by a single-electron oxidation in the presence of the anodically generated oxidised ferrocene. Cyclisation and re-aromatisation gave access to the indole-based skeleton and extended to the synthesis of the precursor of ketorolac **128**, known as an NSAID drug (Scheme 16).<sup>73a</sup>



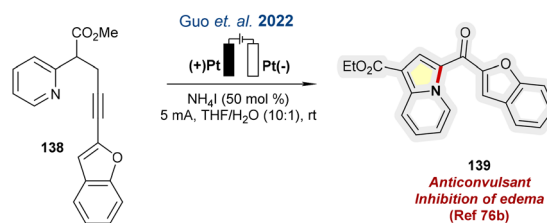
**Scheme 16** Electrochemical dehydrogenative cyclisation to ketorolac (ref. 73a).

3 $\alpha$ -Bromopyrrolindolines are useful elementary units and provide access for late-stage functionalisation of C–Br bonds with retention of the configuration.<sup>74a–c</sup> Inspired by this idea, Vincent and co-workers reported an eco-friendly electrochemical halocyclisation protocol *via* dearomatisation of tryptophol, tryptamine and tryptophan derivatives, which are significantly used for the total synthesis of various alkaloids. An electrochemically generated electrophilic halogen intermediate (Br<sup>+</sup>) was formed *via* oxidation of the bromide salt (MgBr<sub>2</sub>), which also served as the electrolyte, thereby minimizing waste generation. The bromonium ion assisted in the C2–C3 double bond de-aromatisation, leading to the final halocyclized products (Scheme 17).<sup>75a</sup> Furthermore, the catalytic protocol was employed in the synthesis of precursors of various biologically active moieties, **132**, **133**, **135**, and **137**.

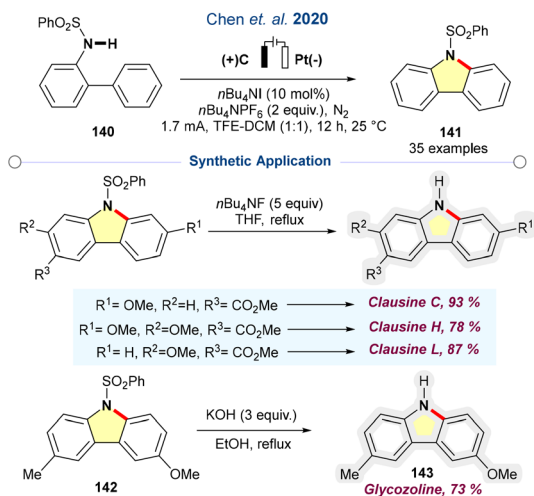
In 2022, Guo and coworkers developed an electrochemical methodology for the di-functionalisation of alkynes (Scheme 18).<sup>76a</sup> Access to different indolizine aldehydes and



**Scheme 17** Electrochemical synthesis of 3a-bromofuranoindolines and 3a-bromopyrrolindolines (ref. 75a).



**Scheme 18** Electrochemical intramolecular 1,2-amino oxygenation (ref. 76a).



**Scheme 19** Scalable electrochemical dehydrogenative cross coupling amination-enabled alkaloid clausine syntheses (ref. 77).

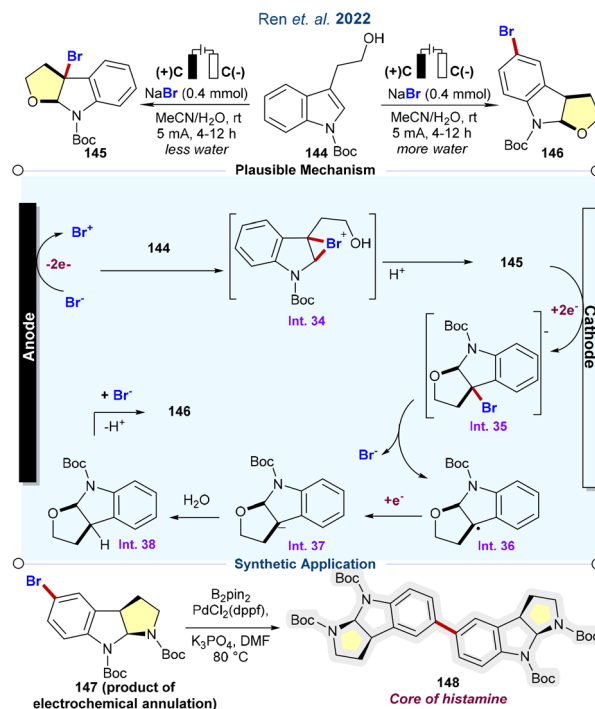
ketones *via* intramolecular amino-oxidation was obtained in a single step.

Chen and co-workers developed a metal-free electrochemical protocol for de-hydrogenative C–H bond amination of arylsulfonamides.<sup>77</sup> Iodination at the N-centre of sulfonamide in the presence of a strong base resulted in the homolytic cleavage, including the N-centred radical. The reactive radical facilitates an intramolecular cyclisation with an aryl ring. Finally, deprotonation followed by re-aromatisation furnished the carbazole scaffold. The catalytic protocol was employed in the synthesis of clausine, a naturally occurring alkaloid as presented in Scheme 19.

5-Bromoindolines are substantially found in many natural products and bioactive compounds.<sup>78a,b</sup> Classical approaches for the synthesis of these moieties required stoichiometric amounts of potent brominating reagents, such as bromine gas, NBS, and BBr<sub>3</sub>.<sup>79a,b</sup> The frequent handling and storage of such brominating reagents raised serious concern. In this direction, Ren and co-workers designed an electrochemical protocol for dearomative halocyclisation in the presence of NaBr, serving as a reactant as well as electrolyte in water. Considering the mutual effect of bromide electro-oxidation and reductive hydro de-bromination, two different products **145** and **146** were obtained (Scheme 20).<sup>80</sup> The process was employed in the synthesis of the histamine derivative **148**.

## 2.5 Electrochemical asymmetric transformations

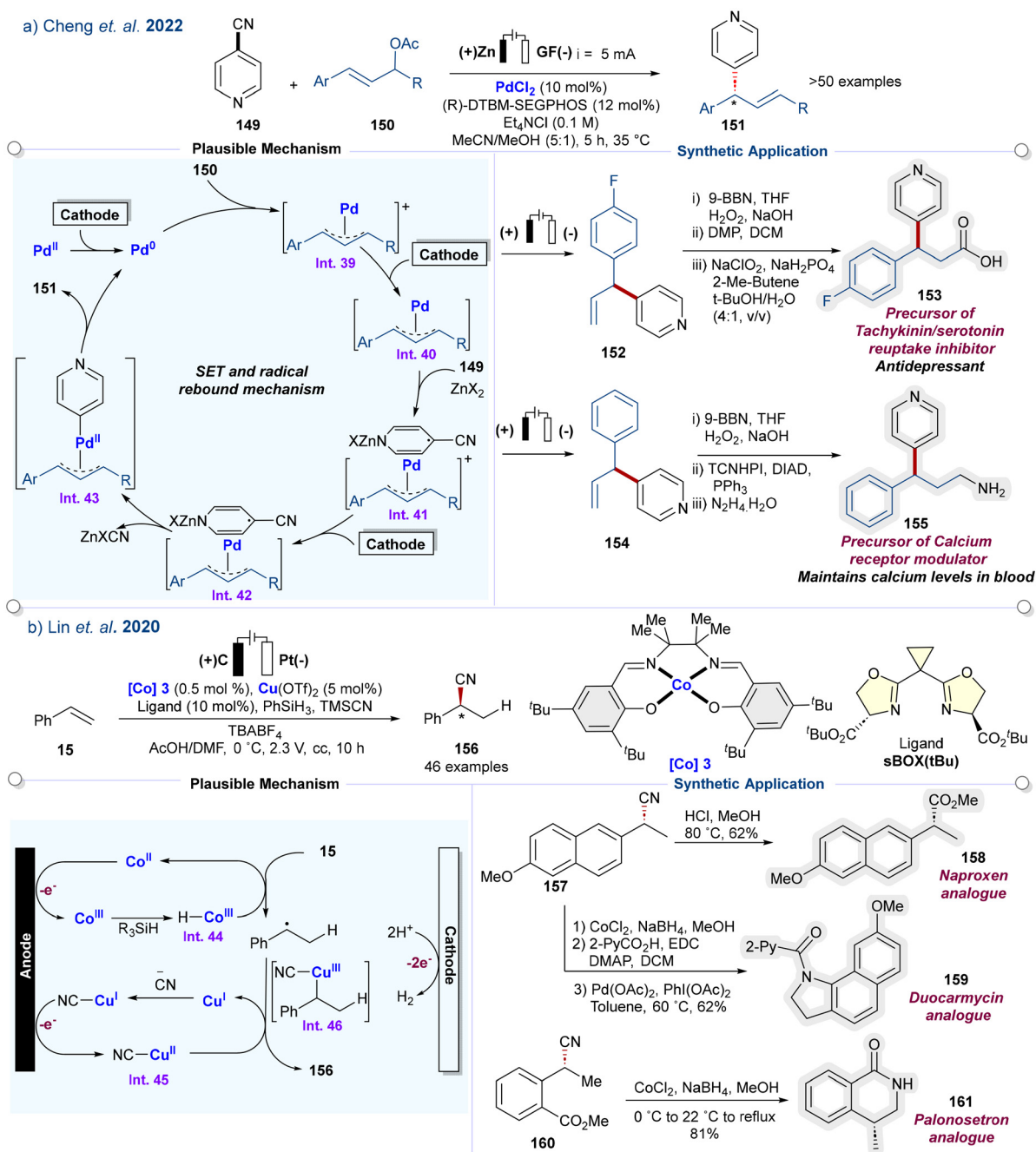
Chiral compounds bearing heterocycles are of significant interest in pharmaceutical industries.<sup>81a-d</sup> In this direction, the enantioselective pyridinylation that was demonstrated by Cheng and co-workers using a chiral palladium-complex is noteworthy. The chiral palladium-complex played dual roles as the chiral catalyst, as well as electron-transfer mediator, in the asymmetric allyl-pyridinylation process (Scheme 21a).<sup>82</sup> 4-Cyano-pyridine has proven to be the most adapted pyridylation reagent in photoredox-, electro- and in thermal



**Scheme 20** Electrochemical synthesis of 3a- or 5a-bromoindolines and histamine core in water (ref. 80).

catalyses.<sup>83a-c</sup> It was observed that the *in situ* generated Pd(0)-species facilitated the allyl Pd(II)-complex **Int. 39** with cinnamyl acetate. This allyl complex undergoes cathodic reduction, followed by electron transfer to 4-cyano-pyridine **149**, resulting in complex **Int. 41**. The subsequent reductive elimination furnished the pyridinylated product **151**. Syntheses of the tachykinin/serotonin-reuptake inhibitor **153**, used as antidepressants, and the calcium receptor modulator **155**, which maintains calcium levels in blood, were obtained in high yield.

Chiral nitriles have wide application in pharmaceuticals, cosmetics, and in agrochemical industries.<sup>84a,b</sup> In 2020, Lin and co-workers demonstrated the synthesis of a series of chiral nitriles, merging two parallel radical cycles, which took place at the anode. It was observed that the cobalt-catalysed hydrogen atom transfer and copper-catalysed cyanation for the difunctionalisation of an alkene are the key for successful transformations (Scheme 21b).<sup>85</sup> BOX-type ligands were used to control the product selectivity imparted by steric hindrance. Moreover, the presence of ester functionalities on the ligand coordinated with the substrate, and is the key for C–CN bond formation. Mechanistic studies revealed that cobalt-hydride species **Int. 44** was generated using a hydrosilane, and reacted with alkene. As proposed, in another catalytic cycle, the Cu<sup>II</sup>-CN intermediate **Int. 45** is formed. Finally, the reductive elimination completed the hydrocyanation cycle, and produced reactive copper and cobalt species. Catalytic protocols were used in the synthesis of the drugs, naproxen and duocarmycin, including the precursor for palonosetron **161**, which is used to prevent nausea and vomiting.

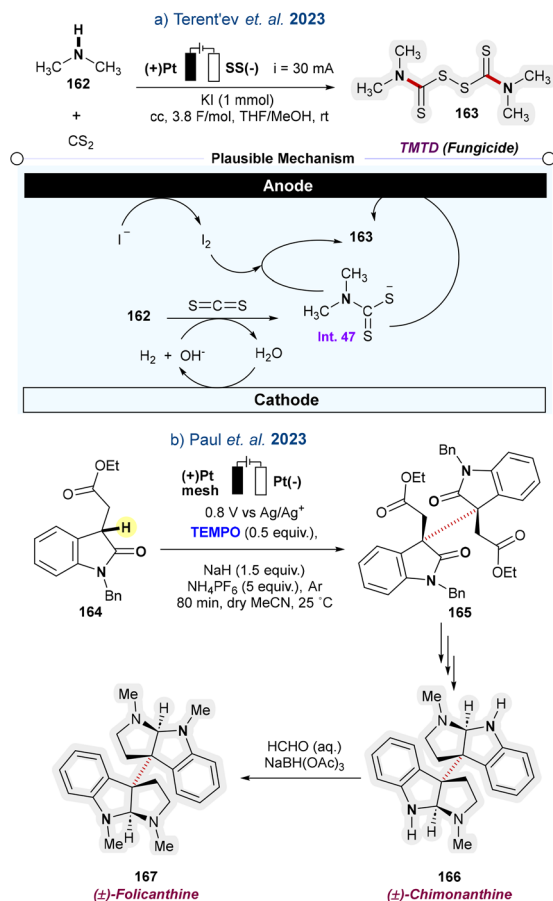


**Scheme 21** (a) Palladium-catalyzed asymmetric allylic 4-pyridinylation (ref. 82). (b) Dual electrocatalysis enables enantioselective hydrocyanation (ref. 85).

## 2.6 Electrochemical dimerisation

TMTD **163**, or thiram (tetramethylthiuram disulphide), is an important fungicide produced by a number of plants, and is widely used in crop and seed protection.<sup>86a,b</sup> It has wide applications as an activator in the rubber industry.<sup>87</sup> However, the conventional synthesis of such compounds is associated with over-stoichiometric waste. In this direction, electrochemical dimerisation has become increasingly attractive, owing to the

facile and direct access to a plethora of biologically and pharmaceutically active compounds. In 2023, Terent'ev and co-workers utilised a combination of amines and carbon disulphide under constant current conditions in an undivided electrochemical cell for the synthesis of thiram and its analogues (Scheme 22a).<sup>88</sup> Potassium iodide played dual roles as a redox active catalyst and an electrolyte. As proposed, mechanistic studies suggested that a hydroxide anion formed at the cathode and assisted the formation of di-thiocarbamate *via*



**Scheme 22** (a) Electrochemical dimerisation for the synthesis of fungicides (ref. 88). (b) Electrochemical dimerisation of 3-substituted-2-oxindoles for the syntheses of folicanthaline and chimonanthaline (ref. 90).

nucleophilic attack of **162** on  $\text{CS}_2$ . Next, iodide was oxidised to molecular iodine at the anode and simultaneously assisted the dimerisation to **163**.

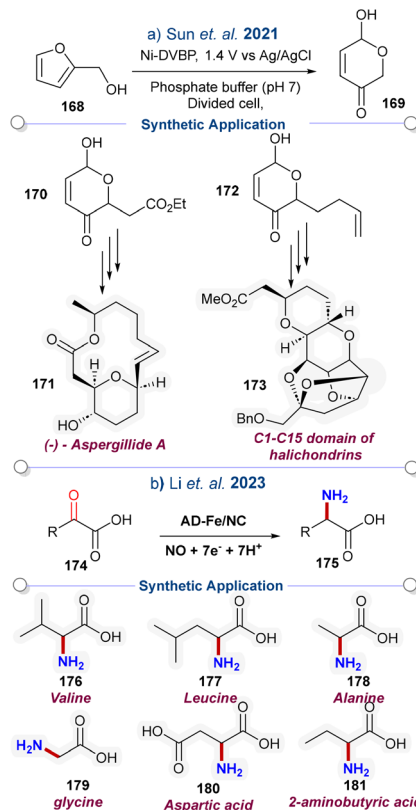
Oxindoles are omnipresent in various naturally occurring organic compounds. Similarly, dimerised 3-substituted 2-oxindoles are present in the core structure of a range of bis(cyclo-tryptamine) and tris(cyclo-tryptamine) alkaloids.<sup>89a,b</sup> Bisai and Paul demonstrated an indirect electrochemical methodology using TEMPO as the redox mediator, thereby circumventing electrode passivation, which resulted in the direct oxidation/reduction at the electrode surfaces. This protocol allows the dimerisation of 3-substituted 2-oxindoles under constant potential electrolysis in a three-electrode setup (Scheme 22b).<sup>90</sup>

The oxidation potentials of 2-oxindoles were responsible for driving either two-electron or one-electron-transfer pathways. Furthermore, this simple and environment-friendly strategy has been employed in the total synthesis of dimeric hexahydro-pyrrolo[2,3-*b*]indole alkaloids, and ( $\pm$ )-chimonanthaline **166**, which can be easily converted to another alkaloid ( $\pm$ )-folicanthaline **167** using aqueous paraformaldehyde and sodium tri-acetoxymethylborohydride.

## 2.7 Heterogeneous electrochemical transformations

The Achmatowicz reaction converts biomass-derived furfuryl alcohols to di-hydropyranone acetals, and often generates a new chiral centre. The Achmatowicz rearrangement also allows the application of *N*-bromosuccinimide, *meta*-chloroperoxybenzoic acid, dimethyldioxiran, and mono-oxygenase for the generation of hydropyranones.<sup>91–95</sup> However, these chemical oxidations require stoichiometric oxidants and expensive or toxic solvents. Therefore, a more sustainable and benign technology is highly desirable for such transformations. Sun and co-workers demonstrated a heterogeneous version of this rearrangement under electrochemical conditions (Scheme 23a).<sup>96</sup> The heterogeneous Ni-electrocatalyst was synthesized *via* photo-induced immobilisation of 5,5'-divinyl-2,2'-bipyridine (DVBP). Incorporation of nickel was achieved in unsaturated coordination spheres, thereby establishing the interaction between furfuryl alcohol and nickel, which in turn enabled hydroxide transfer from nickel to furfuryl alcohol. This facile electrochemical protocol demonstrated the synthesis of (–)-Aspergillide A **171** and halichondrin **173**.

One of the major pollutants generated *via* combustion of fossil fuels are nitrous oxides ( $\text{NO}_x$ ), which has caused hazardous environmental issues over the years. Despite the urge to develop efficient and inexpensive  $\text{NO}_x$  removal techniques,



**Scheme 23** (a) Electrocatalytic synthesis of heterocycles from biomass-derived furfuryl alcohols (ref. 96). (b) Electrocatalytic synthesis of essential amino acids (ref. 98).

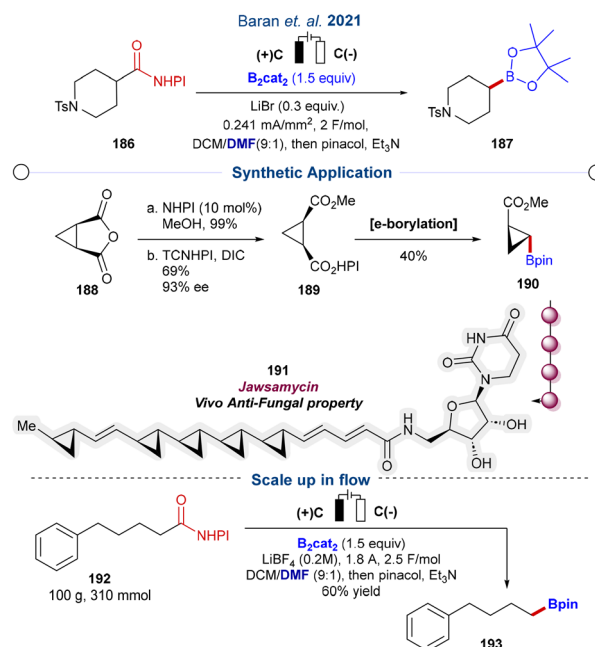
many of these methods depend on harsh conditions employing high energy or the use of expensive precious metals.<sup>97a,b</sup> However, the electrochemical NO<sub>x</sub> reduction into value-added chemicals is a promising technology. In 2023, Li and co-workers reported the first method for the synthesis of essential  $\alpha$ -amino acids from  $\alpha$ -keto acids *via* an electroreductive NO fixation strategy (Scheme 23b).<sup>98</sup> The catalytic reaction was performed in aqueous media using an atomically dispersed Fe-catalyst on a N-doped carbon matrix (defined as AD-Fe/NC). The formation of amino acids required three steps, as suggested by *in situ* X-ray absorption fine structure (XAFS) and synchrotron radiation infrared spectroscopy (SRIR). As proposed, the initial formation of oxime *via* C–N coupling is crucial. Subsequently, the hydrogenation resulted the amino acid.

## 2.8 Miscellaneous electrochemical transformations

Recently, Lennox and co-workers established an improved route towards the synthesis of difluoromethyl ketones from trifluoromethyl ketones following hydro-defluorination technology, which circumvents the need of stoichiometric metals.<sup>99</sup> Trifluoromethyl ketones were efficiently reduced at the anode and reacted with TMSCl, followed by second reduction and subsequent dehydrofluorination, which resulted in the desired products **184** and **185** (Scheme 24).

Recently, Baran and co-workers described an elegant and simple electrochemical protocol for the transformation of activated acids to their borylated analogues (Scheme 25). Borylated compounds are one of the useful intermediates used for various functional group transformations. This electrochemical transformation was employed in the synthesis of the precursor **190** of jawsamycin **191**, an oligocyclopropyl containing natural product with antifungal activity.<sup>100</sup>

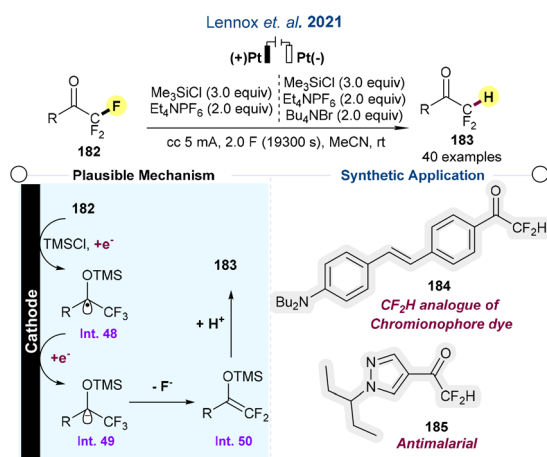
Very recently, Ma and co-workers reported an interesting electrochemical sulfonylation of organoboronic acids to functionalised sulfones under metal-free conditions (Scheme 26).<sup>101</sup> Bench-stable sodium arylsulfinate salts **194**



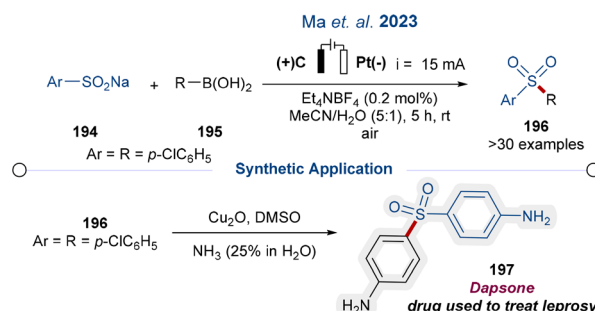
**Scheme 25** Electrochemically enabled borylation for the synthesis of Jawsamycin (ref. 100).

were used for this transformation, and overcome the associated limitations of conventional sulfonylating agents, such as sulfonyl halides and sulphur dioxide. This metal- and oxidative-free protocol enabled the synthesis of biologically active sulfone dapsone **197**, which is widely used as antibacterial drug in combination with rifampicin and clofazimine for the treatment of leprosy.

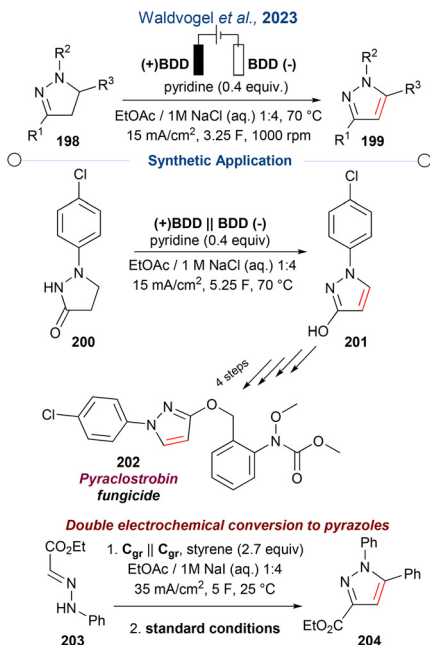
The pyrazole core is omnipresent in various anti-cancer drugs, and has attracted significant biological importance due to its anti-psychotic, anti-inflammatory, as well as anti-bacterial properties. Conventional processes for their synthesis are associated with stoichiometric oxidants and other toxic chemicals.<sup>102</sup> However, electrochemical transformations of pyrazoles represent a greener and sustainable approach.<sup>103–106</sup> In 2023, Waldvogel and co-workers reported an oxidative electrochemical approach for the transformations of pyrazo-



**Scheme 24** Electrochemical hydrodefluorination to difluoromethyl ketones (ref. 99).



**Scheme 26** Electrochemical sulfonylation: synthesis of antibacterial drug dapsone (ref. 101).



**Scheme 27** Electrochemical oxidative aromatization for the synthesis of pyraclostrobin (ref. 107).

lines to pyrazoles mediated by NaCl, acting as a supporting electrolyte, as well as mediator (Scheme 27).<sup>107</sup> Robust and abundant boron-doped diamond electrodes, in combination with a green solvent system, water and ethyl acetate, facilitate the transformations in high yield. Analogous to previous literature, the authors have also proposed an ionic mechanism for this oxidative aromatization *via* initial chlorination at the 2-position of nitrogen atom. Subsequently, a proton is elimination followed by aromatization *via* removal of HCl, which results in the desired product. Synthesis of the key intermediate of fungicide pyraclostrobin **202** was obtained using this process. Again, double electrochemical conversion of ethyl glyoxalate phenyl hydrazine **203** to **204** established the synthetic potential of the protocol.<sup>108</sup>

### 3. Conclusion and outlook

Electrochemical organic transformations widely used to streamline the synthesis of complex molecules are evident from the illustrations provided in this review. Utilisation of toxic gases, such as carbon dioxide, nitrous oxides (NO<sub>x</sub>, a major air pollutant), has remained challenging owing to their activation and insertion into an organic moiety. These challenges have been successfully overcome using modern electrochemical techniques. Applications of organic electrochemistry have proven to be robust and sustainable in contrast to conventional methods *via* replacement of stoichiometric amounts of hazardous reagents with electrons. There are numerous advantages that rate electrochemistry as superior to conventional strategies in terms of its sustainability. For instance, electro-

chemical strategies minimised the waste generation, improved efficiency, can be used under mild operational conditions, and enabled direct target molecule synthesis with greater product selectivity. The ability of scaling up electrochemical reactions *via* utilisation of flow electrochemical cells has been the most significant advantage observed so far. This has enabled the direct commercialisation of a proposed synthetic strategy in industrial scales. Such technique considered as a major challenge in industrial synthesis using chemical reagents, as a large amount of unwanted waste is generated. Electrochemistry has immensely outshined our expectations towards achieving a greener chemical outlook, and would streamline the roadmap for further development.

### Conflicts of interest

There are no conflicts to declare.

### Acknowledgements

The authors thank SERB-India (CRG/2021/002686) for financial support. MoE-STARS/STARS-2/2023-1003 and IIT Roorkee (SMILE-32) are gratefully acknowledged for instrument facilities. A. G. thanks PMRF and V. K. P. thanks UGC-India for financial support.

### References

- (a) B. A. Frontana-Urbe, R. D. Little, J. G. Ibanez, A. Palma and R. Vasquez-Medrano, *Green Chem.*, 2010, **12**, 2099–2119; (b) E. J. Horn, B. R. Rosen and P. S. Baran, *ACS Cent. Sci.*, 2016, **2**, 302–308; (c) Y. H. Budnikova, E. L. Dolengovski, M. V. Tarasov and T. V. Gryaznova, *J. Solid State Electrochem.*, 2024, **28**, 659–676.
- D. P. Rotella, *ACS Chem. Neurosci.*, 2016, **7**, 1315–1316.
- T. Cernak, K. D. Dykstra, S. Tyagarajan, P. Vachal and S. W. Krska, *Chem. Soc. Rev.*, 2016, **45**, 546–576.
- D. C. Blakemore, L. Castro, I. Churcher, D. C. Rees, A. W. Thomas, D. M. Wilson and A. Wood, *Nat. Chem.*, 2018, **10**, 383–394.
- S. Möhle, M. Zirbes, E. Rodrigo, T. Gieshoff, A. Wiebe and S. R. Waldvogel, *Angew. Chem., Int. Ed.*, 2018, **57**, 6018–6041.
- (a) C. Zhu, N. W. J. Ang, T. H. Meyer, Y. Qiu and L. Ackermann, *ACS Cent. Sci.*, 2021, **7**, 415–431; (b) A. Wiebe, T. Gieshoff, S. Möhle, E. Rodrigo, M. Zirbes and S. R. Waldvogel, *Angew. Chem., Int. Ed.*, 2018, **57**, 5594–5619; (c) T. H. Meyer, I. Choi, C. Tian and L. Ackermann, *Chem*, 2020, **6**, 2484–2496.
- (a) C. Schotten, T. P. Nicholls, R. A. Bourne, N. Kapur, B. N. Nguyen and C. E. Willans, *Green Chem.*, 2020, **22**, 3358–3375; (b) L. F. T. Novaes, J. Liu, Y. Shen, L. Lu, J. M. Meinhardt and S. Lin, *Chem. Soc. Rev.*, 2021, **50**, 7941–8002; (c) Q. Jing and K. D. Moeller, *Acc. Chem. Res.*,

- 2020, **53**, 135–143; (d) Y. Wang, S. Dana, H. Long, Y. Xu, Y. Li, N. Kaplaneris and L. Ackermann, *Chem. Rev.*, 2023, **123**, 11269–11335.
- 8 (a) F. Zhang, H. Zhang and Z. Liu, *Curr. Opin. Green Sustainable Chem.*, 2019, **16**, 77–84; (b) S. Overa, B. H. Ko, Y. Zhao and F. Jiao, *Acc. Chem. Res.*, 2022, **55**, 638–648.
- 9 (a) A. M. F. Phillips and A. J. L. Pombeiro, *Org. Biomol. Chem.*, 2020, **18**, 7026–7055; (b) D. I. Park, S. Jung, H. J. Yoon and K. Jin, *Electrochim. Acta*, 2021, **397**, 139271; (c) M. Ghosh, V. S. Shinde and M. Rueping, *Beilstein J. Org. Chem.*, 2019, **15**, 2710–2746; (d) K. Yamamoto, M. Kuriyama and O. Onomura, *Curr. Opin. Electrochem.*, 2019, **15**, 2710–2746.
- 10 (a) A. G. Tamirat, X. Guan, J. Liu, J. Luo and Y. Xia, *Chem. Soc. Rev.*, 2020, **49**, 7454–7478; (b) W. Shao, B. Lu, J. Cao, J. Zhang, H. Cao, F. Zhang and C. Zhang, *Chem. – Asian J.*, 2023, **18**, e202201093.
- 11 M. Munda, S. Niyogi, K. Shaw, S. Kundu, R. Nandi and A. Bisai, *Org. Biomol. Chem.*, 2022, **20**, 727–748.
- 12 D. Cantillo, *Chem. Commun.*, 2022, **58**, 619–628.
- 13 C. E. Hatch and W. J. Chain, *ChemElectroChem*, 2023, **10**, e202300140.
- 14 A. Ghosh, A. Bera, S. Bera and D. Banerjee, Electrochemical Oxidative C-H Functionalization: A Metal-Free Approach, in *Handbook of CH-Functionalization*, ed. D. Maiti, 2022, pp. 1–27. DOI: [10.1002/9783527834242.chf0224](https://doi.org/10.1002/9783527834242.chf0224).
- 15 (a) M. Vellakkaran, K. Singh and D. Banerjee, *ACS Catal.*, 2017, **7**, 8152–8158; (b) K. Singh, M. Vellakkaran and D. Banerjee, *Green Chem.*, 2018, **20**, 2250–2256; (c) L. M. Kabadwal, J. Das and D. Banerjee, *Chem. Commun.*, 2018, **54**, 14069–14072; (d) J. Das, M. Vellakkaran, M. Sk and D. Banerjee, *Org. Lett.*, 2019, **21**, 7514–7518; (e) A. Ghosh, A. Bera and D. Banerjee, *ChemCatChem*, 2023, **15**, e202201433; (f) M. Sk, A. Bera and D. Banerjee, *ChemCatChem*, 2023, **15**, e202300412.
- 16 S.-S. Yan, Q. Fu, L.-L. Liao, G.-Q. Sun, J.-H. Ye, L. Gong, Y.-Z. Bo-Xue and D.-G. Yu, *Coord. Chem. Rev.*, 2018, **374**, 439–463.
- 17 (a) A. Tortajada, F. Juliá-Hernández, M. Börjesson, T. Moragas and R. Martin, *Angew. Chem., Int. Ed.*, 2018, **57**, 15948–15982; (b) C. K. Ran, X. W. Chen, Y. Y. Gui, J. Liu, L. Song, K. Ren and D. G. Yu, *Sci. China: Chem.*, 2020, **63**, 1336–1351.
- 18 G. Wang, J. Chen, Y. Ding, P. Cai, L. Yi, Y. Li, C. Tu, Y. Hou, Z. Wen and L. Dai, *Chem. Soc. Rev.*, 2021, **50**, 4993–5061.
- 19 (a) K. Nemoto, S. Onozawa, N. Egusa, N. Morohashi and T. Hattori, *Tetrahedron Lett.*, 2009, **50**, 4512–4514; (b) K. Nemoto, S. Onozawa, M. Konno, N. Morohashi and T. Hattori, *Bull. Chem. Soc. Jpn.*, 2012, **85**, 369–371; (c) K. Inamoto, N. Asano, Y. Nakamura, M. Yonemoto and Y. Kondo, *Org. Lett.*, 2012, **14**, 2622–2625; (d) I. I. F. Boogaerts, G. C. Fortman, M. R. L. Furst, C. S. J. Cazin and S. P. Nolan, *Angew. Chem., Int. Ed.*, 2010, **49**, 8674–8677.
- 20 (a) I. Reche, I. Gallardo and G. Guirado, *RSC Adv.*, 2014, **4**, 65176–65183; (b) J. Albo, M. Alvarez-Guerra, P. Castaño and A. Irabien, *Green Chem.*, 2015, **17**, 2304–2324.
- 21 H. Maag, *Prodrugs*, 2008, 703–729.
- 22 (a) S. Bazzi, E. Schulz and M. Mellah, *Org. Lett.*, 2019, **21**, 10033–10037; (b) T. León, A. Correa and R. Martin, *J. Am. Chem. Soc.*, 2013, **135**, 1221–1224.
- 23 (a) K. Nogi, T. Fujihara, J. Terao and Y. Tsuji, *J. Org. Chem.*, 2015, **80**, 11618–11623; (b) F. Rebih, M. Andreini, A. Moncomble, A. Harrison-Marchand, J. Maddaluno and M. Durandetti, *Chem. – Eur. J.*, 2016, **22**, 3758–3763; (c) A. Correa, T. Leon and R. Martin, *J. Am. Chem. Soc.*, 2014, **136**, 1062–1069; (d) T. Mita, Y. Higuchi and Y. Sato, *Chem. – Eur. J.*, 2015, **21**, 16391–16394; (e) M. van Gemmeren, M. Börjesson, A. Tortajada, S. Sun, K. Okura and R. Martin, *Angew. Chem.*, 2017, **129**, 6658–6662; (f) Y. G. Chen, B. Shuai, C. Ma, X. J. Zhang, P. Fang and T. S. Mei, *Org. Lett.*, 2017, **19**, 2969–2972.
- 24 D. T. Yang, M. Zhu, Z. J. Schiffer, K. Williams, X. Song, X. Liu and K. Manthiram, *ACS Catal.*, 2019, **9**, 4699–4705.
- 25 J.-S. Zhong, Z.-X. Yang, C.-L. Ding, Y.-F. Huang, Y. Zhao, H. Yan and K.-Y. Ye, *J. Org. Chem.*, 2021, **86**, 16162–16170.
- 26 S. Mena, J. Sanchez and G. Guirado, *RSC Adv.*, 2019, **9**, 15115–15123.
- 27 A. M. Sheta, A. Alkayal, M. A. Mashaly, S. B. Said, S. S. Elmorsy, A. V. Malkov and B. R. Buckley, *Angew. Chem., Int. Ed.*, 2021, **60**, 21832–21837.
- 28 (a) H. Huang, J.-H. Ye, L. Zhu, C.-K. Ran, M. Miao, W. Wang, H. Chen, W.-J. Zhou, Y. Lan, B. Yu and D.-G. Yu, *CCS Chem.*, 2020, **2**, 1746–1756; (b) H. Wang, Y.-F. Du, M.-Y. Lin, K. Zhang and J.-X. Lu, *Chin. J. Chem.*, 2008, **26**, 1745–1748; (c) S. Kawashima, K. Aikawa and K. Mikami, *Eur. J. Org. Chem.*, 2016, 3166–3170.
- 29 (a) C. Li, G. Yuan and H. Jiang, *Chin. J. Chem.*, 2010, **28**, 1685–1689; (b) S. Dérien, J.-C. Clinet, E. Duñach and J. Périchon, *Tetrahedron*, 1992, **48**, 5235–5248; (c) T. Fujihara, Y. Horimoto, T. Mizoe, F. B. Sayyed, Y. Tani, J. Terao, S. Sakaki and Y. Tsuji, *Org. Lett.*, 2014, **16**, 4960–4963.
- 30 (a) T. Ju, Y.-Q. Zhou, K.-G. Cao, Q. Fu, J.-H. Ye, G.-Q. Sun, X.-F. Liu, L. Chen, L.-L. Liao and D.-G. Yu, *Nat. Catal.*, 2021, **4**, 304–311; (b) A. Tortajada, R. Ninokata and R. Martin, *J. Am. Chem. Soc.*, 2018, **140**, 2050–2053; (c) M. Shigeno, K. Sasaki, K. Nozawa-Kumada and Y. Kondo, *Org. Lett.*, 2019, **21**, 4515–4519.
- 31 W. Zhang and S. Lin, *J. Am. Chem. Soc.*, 2020, **142**, 20661–20670.
- 32 (a) K. Nemoto, S. Onozawa, N. Egusa, N. Morohashi and T. Hattori, *Tetrahedron Lett.*, 2009, **50**, 4512–4514; (b) K. Nemoto, S. Tanaka, M. Konno, S. Onozawa, M. Chiba, Y. Tanaka, Y. Sasaki, R. Okubo and T. Hattori, *Tetrahedron*, 2016, **72**, 734–745; (c) M. Shigeno, I. Tohara, K. Nozawa-Kumada and Y. Kondo, *Eur. J. Org. Chem.*, 2020, **2020**, 1987–1991.

- 33 (a) Y. You, W. Kanna, H. Takano, H. Hayashi, S. Maeda and T. Mita, *J. Am. Chem. Soc.*, 2022, **144**, 3685–3695; (b) A. Monge, I. Aldana, T. Alvarez, M. Font, E. Santigo, J. A. Latre, M. J. Bermejillo, M. J. Lopez-Unzu and E. Fernandez-Alvarez, *J. Med. Chem.*, 1991, **34**, 3023–3029; (c) T. Ladduwahetty and A. M. MacLeod, Pyridazino-Indole Derivatives, *US Patent* 5693640, 1997.
- 34 (a) M. Masui, S. Hara, T. Ueshima, T. Kawaguchi and S. Ozaki, *Chem. Pharm. Bull.*, 1983, **31**, 4209–4211; (b) M. Masui, T. Kawaguchi and S. Ozaki, *J. Chem. Soc., Chem. Commun.*, 1985, 1484–1485.
- 35 M. Rafiee, F. Wang, D. P. Hruszkewycz and S. S. Stahl, *J. Am. Chem. Soc.*, 2018, **140**, 22–25.
- 36 J. C. Lewis, P. S. Coelho and F. H. Arnold, *Chem. Soc. Rev.*, 2011, **40**, 2003–2021.
- 37 (a) T. Newhouse and P. S. Baran, *Angew. Chem., Int. Ed.*, 2011, **50**, 3362–3374; (b) H. Sterckx, B. Morel and B. U. W. Maes, *Angew. Chem., Int. Ed.*, 2019, **58**, 7946–7970; (c) L. M. Stateman, K. M. Nakafuku and D. A. Nagib, *Synthesis*, 2018, **50**, 1569–1586; (d) A. Gunay and K. H. Theopold, *Chem. Rev.*, 2010, **110**, 1060–1081; (e) L. Zou, R. S. Paton, A. Eschenmoser, T. R. Newhouse, P. S. Baran and K. N. Houk, *J. Org. Chem.*, 2013, **78**, 4037–4048.
- 38 Y. Kawamata, M. Yan, Z. Liu, D. H. Bao, J. Chen, J. T. Starr and P. S. Baran, *J. Am. Chem. Soc.*, 2017, **139**, 7448–7451.
- 39 J. M. Howell, K. Feng, J. R. Clark, L. J. Trzepkowski and M. C. White, *J. Am. Chem. Soc.*, 2015, **137**, 14590–14593.
- 40 M. Saito, Y. Kawamata, M. Meanwell, R. Navratil, D. Chiodi, E. Carlson, P. Hu, L. Chen, S. Udyavara, C. Kingston, M. Tanwar, S. Tyagi, B. P. McKillican, M. G. Gichinga, M. A. Schmidt, M. D. Eastgate, M. Lamberto, C. He, T. Tang, C. A. Malapit, M. S. Sigman, S. D. Minter, M. Neurock and P. S. Baran, *J. Am. Chem. Soc.*, 2021, **143**, 7859–7867.
- 41 X.-W. Wang, Y. Deng, R.-X. Li, J.-F. Lv, M.-Q.-H. Fu, Z. Guan, Y.-N. Zhao and Y.-H. He, *ACS Sustainable Chem. Eng.*, 2023, **11**, 1624–1630.
- 42 T. Li, L. Pan, Y. Zhang, J. Su, K. Li, K. Li, H. Chen, Q. Sun and Z. Wang, *Chin. Chem. Lett.*, 2023, 108897.
- 43 D. A. Petrone, J. Ye and M. Lautens, *Chem. Rev.*, 2016, **116**, 8003–8104.
- 44 M. Konishi, K. Tsuchida, K. Sano, T. Kochi and F. Kakiuchi, *J. Org. Chem.*, 2017, **82**, 8716–8724.
- 45 Y. Wu, S. Xu, H. Wang, D. Shao, Q. Qi, Y. Lu, L. Ma, J. Zhou, W. Hu, W. Gao and J. Chen, *J. Org. Chem.*, 2021, **86**, 16144–16150.
- 46 L. Yang, Z. Liu, Y. Li, N. Lei, Y. Shen and K. Zheng, *Org. Lett.*, 2019, **21**, 7702–7707.
- 47 J. Park, M. A. Kelly, J. X. Kang, S. S. Seemakurti, J. L. Ramirez, M. C. Hatzell, C. Sievers and A. S. Bommarius, *Green Chem.*, 2021, **23**, 7488–7498.
- 48 I. M. Taily, D. Saha and P. Banerjee, *Org. Lett.*, 2022, **24**, 2310–2314.
- 49 (a) D. A. Everson and D. J. Weix, *J. Org. Chem.*, 2014, **79**, 4793–4798; (b) D. G. Yu, B. J. Li and Z. J. Shi, *Acc. Chem. Res.*, 2010, **43**, 1486–1495.
- 50 (a) D. J. Weix, *Acc. Chem. Res.*, 2015, **48**, 1767–1775; (b) J. Gu, C. Qiu, W. Lu, Q. Qian, K. Lin and H. Gong, *Synthesis*, 2017, **49**, 1867–1873; (c) P. Zhang, C. C. Le and D. W. C. MacMillan, *J. Am. Chem. Soc.*, 2016, **138**, 8084–8087; (d) M. O. Konev, L. E. Hanna and E. R. Jarvo, *Angew. Chem., Int. Ed.*, 2016, **55**, 6730–6733; (e) A. H. Cherney and S. E. Reisman, *J. Am. Chem. Soc.*, 2014, **136**, 14365–14368.
- 51 B. L. Truesdell, T. B. Hamby and C. S. Sevov, *J. Am. Chem. Soc.*, 2020, **142**, 5884–5893.
- 52 (a) R. Shang and L. Liu, *Sci. China: Chem.*, 2011, **54**, 1670–1687; (b) N. Rodriguez and L. J. Goossen, *Chem. Soc. Rev.*, 2011, **40**, 5030–5048.
- 53 Y. Wei, P. Hu, M. Zhang and W. Su, *Chem. Rev.*, 2017, **117**, 8864–8907.
- 54 (a) P. Qian, Z. Zhou, L. Wang, Z. Wang, Z. Wang, Z. Zhang and L. Sheng, *J. Org. Chem.*, 2020, **85**, 13029–13036; (b) N. Venkatagiri, T. Krishna, P. Thirupathi, K. Bhavani and C. K. Reddy, *Russ. J. Gen. Chem.*, 2018, **88**, 1488–1494.
- 55 G. Bonola, P. D. Re, M. J. Magistretti, E. Massarani and I. Setnikar, *J. Med. Chem.*, 1968, **11**, 1136–1139.
- 56 A. Cagir, S. H. Jones, R. Gao, B. M. Eisenhauer and S. M. Hecht, *J. Am. Chem. Soc.*, 2003, **125**, 13628–13629.
- 57 K. M. Khan, S. M. Saad, N. N. Shaikh, S. Hussain, M. I. Fakhri, S. Perveen, M. Taha and M. I. Choudhary, *Bioorg. Med. Chem.*, 2014, **22**, 3449–3454.
- 58 (a) R. J. Abdel-Jalil, W. Voelter and M. Saeed, *Tetrahedron Lett.*, 2004, **45**, 3475–3476; (b) D. Zhan, T. Li, H. Wei, W. Weng, K. Ghandi and Q. Zeng, *RSC Adv.*, 2013, **3**, 9325–9329.
- 59 (a) S. You, B. Huang, T. Yan and M. Cai, *J. Organomet. Chem.*, 2018, **875**, 35–45; (b) H. Li, L. He, H. Neumann, M. Beller and X. F. Wu, *Green Chem.*, 2014, **16**, 1336–1343.
- 60 (a) L. X. Wang, J. F. Xiang and Y. L. Tang, *Eur. J. Org. Chem.*, 2014, **2014**, 2682–2685; (b) N. Yan, C. You and M. Cai, *J. Organomet. Chem.*, 2019, **897**, 161–169.
- 61 L. Yang, H. Hou, L. Li, J. Wang, S. Zhou, M. Wu and F. Ke, *Org. Biomol. Chem.*, 2021, **19**, 998–1003.
- 62 (a) P. N. P. Rao, Q. H. Chen and E. E. Knaus, *J. Med. Chem.*, 2006, **49**, 1668–1683; (b) M. Meng, G. Wang, L. Yang, K. Cheng and C. Qi, *Adv. Synth. Catal.*, 2018, **360**, 1218–1231.
- 63 J. Liu and J. E. Bäckvall, *Chem. – Eur. J.*, 2020, **26**, 15513–15518.
- 64 Y. Wu, L. Zeng, H. Li, Y. Cao, J. Hu, M. Xu, R. Shi, H. Yi and A. Lei, *J. Am. Chem. Soc.*, 2021, **143**, 12460–12466.
- 65 D. G. Brown and J. Boström, *J. Med. Chem.*, 2016, **59**, 4443–4458.
- 66 (a) V. R. Pattabiraman and J. W. Bode, *Nature*, 2011, **480**, 471–479; (b) A. B. Hughes, *Amino Acids, Peptides and Proteins in Organic Chemistry*, Wiley-VCH, Germany, 2011.
- 67 T. Alam, A. Rakshit, H. N. Dhara, A. Palai and B. K. Patel, *Org. Lett.*, 2022, **24**, 6619–6624.
- 68 A. B. Juan and L. R. Orelli, *Curr. Org. Chem.*, 2015, **19**, 744–775.

- 69 (a) L. Wang and T. L. Lowary, *Org. Lett.*, 2020, **22**, 9633–9637; (b) T. Noshita, K. Matsumoto, H. Nishikawa, H. Ouchi, Y. Hamada, A. Saito and T. Yamada, *Nat. Prod. Res.*, 2017, **31**, 163–168; (c) J. Boudreault, F. Lévesque and G. Bélanger, *J. Org. Chem.*, 2016, **81**, 9247–9268.
- 70 X. Zhang, R. Jiang and X. Cheng, *J. Org. Chem.*, 2021, **86**, 16016–16025.
- 71 (a) Y. Gao, B. Zhang, J. He and P. S. Baran, *J. Am. Chem. Soc.*, 2023, **145**, 11518–11523; (b) G. Guignard, N. Llor, E. Molins, J. Bosch and M. Amat, *Org. Lett.*, 2016, **18**, 1788–1791.
- 72 (a) B. B. Snider, *Chem. Rev.*, 1996, **96**, 339–363; (b) V. Nair and A. Deepthi, *Tetrahedron*, 2009, **65**, 10745–10755; (c) J. E. M. N. Klein, A. Perry, D. S. Pugh and R. J. K. Taylor, *Org. Lett.*, 2010, **12**, 3446–3449.
- 73 (a) Z.-J. Wu, S.-R. Li, H. Long and H.-C. Xu, *Chem. Commun.*, 2018, **54**, 4601–4604; (b) D. R. Artis, I.-S. Cho and J. M. Muchowski, *Can. J. Chem.*, 1992, **70**, 1838–1842.
- 74 (a) M. Movassaghi and M. A. Schmidt, *Angew. Chem., Int. Ed.*, 2007, **46**, 3725–3728; (b) L. Furst, J. M. R. Narayanam and C. R. J. Stephenson, *Angew. Chem., Int. Ed.*, 2011, **50**, 9655–9659; (c) H. Hakamata, S. Sato, H. Ueda and H. Tokuyama, *Org. Lett.*, 2017, **19**, 5308–5311.
- 75 (a) J. Wu, H. Abou-Hamdan, R. Guillot, C. Kouklovsky and G. Vincent, *Chem. Commun.*, 2020, **56**, 1713–1716; (b) H. Lei, L. Wang, Z. Xu and T. Ye, *Org. Lett.*, 2017, **19**, 5134–5137; (c) H. Hakamata, S. Sato, H. Ueda and H. Tokuyama, *Org. Lett.*, 2017, **19**, 5308–5311.
- 76 (a) Q.-L. Yang, R. C. Ma, Z. H. Li, W. W. Li, G. R. Qu and H. M. Guo, *Org. Chem. Front.*, 2022, **9**, 4990–4997; (b) G. S. Singh and E. E. Mmatli, *Eur. J. Med. Chem.*, 2011, **46**, 5237–5257.
- 77 P. Zhang, B. Li, L. Niu, L. Wang, G. Zhang, X. Jia, G. Zhang, S. Liu, L. Ma, W. Gao, D. Qin and J. Chen, *Adv. Synth. Catal.*, 2020, **362**, 2342–2347.
- 78 (a) W. Kong, Q. Wang and J. Zhu, *J. Am. Chem. Soc.*, 2015, **137**, 16028–16031; (b) A. E. M. Blom, J. Y. Su, L. M. Repka, S. E. Reisman and D. A. Dougherty, *ACS Med. Chem. Lett.*, 2020, **11**, 2204–2211.
- 79 (a) M. G. Kulkarni, A. P. Dhondge, A. S. Borhade, D. D. Gaikwad, S. W. Chavhan, Y. B. Shaikh, V. B. Nigdale, M. P. Desai, D. R. Bihade and M. P. Shinde, *Eur. J. Org. Chem.*, 2009, 3875–3877; (b) M. Movassaghi, M. A. Schmidt and J. A. Ashenurst, *Angew. Chem., Int. Ed.*, 2008, **47**, 1485–1487.
- 80 Y.-A. Wu, R.-A. Wang, S.-Y. Jiang, T.-B. Jiang, J.-R. Song, J. Shi, W. Wu, W.-D. Pan and H. Ren, *Green Chem.*, 2022, 6720–6726.
- 81 (a) T. J. Tucker, W. C. Lumma, S. D. Lewis, S. J. Gardell, B. J. Lucas, J. T. Sisko, J. J. Lynch, E. A. Lyle, E. P. Baskin, R. F. Woltmann, S. D. Appleby, I. W. Chen, K. B. Dancheck, A. M. Naylor-Olsen, J. A. Krueger, C. M. Cooper and J. P. Vacca, *J. Med. Chem.*, 1997, **40**, 3687–3693; (b) R. P. Alexander, G. J. Warrellow, M. A. W. Eaton, E. C. Boyd, J. C. Head, J. R. Porter, J. A. Brown, J. T. Reuberson, B. Hutchinson, P. Turner, B. Boyce, D. Barnes, B. Mason, A. Cannell, R. J. Taylor, A. Zomaya, A. Millican, J. Leonard, R. Morphy, M. Wales, M. Perry, R. A. Allen, N. Gozzard, B. Hughes and G. Higgs, *Bioorg. Med. Chem. Lett.*, 2002, **12**, 1451–1456; (c) J. F. Hartwig and L. M. Stanley, *Acc. Chem. Res.*, 2010, **43**, 1461–1475; (d) J. C. Hethcox, S. E. Shockley and B. M. Stoltz, *ACS Catal.*, 2016, **6**, 6207–6213.
- 82 W. Ding, M. Li, J. Fan and X. Cheng, *Nat. Commun.*, 2022, **13**, 1–11.
- 83 (a) F. Lima, M. A. Kabeshov, D. N. Tran, C. Battilocchio, J. Sedelmeier, G. Sedelmeier, B. Schenkel and S. V. Ley, *Angew. Chem.*, 2016, **128**, 14291–14295; (b) D. Lehnher, Y. H. Lam, M. C. Nicastrì, J. Liu, J. A. Newman, E. L. Regalado, D. A. Dirocco and T. Rovis, *J. Am. Chem. Soc.*, 2020, **142**, 468–478; (c) L. Gao, G. Wang, J. Cao, H. Chen, Y. Gu, X. Liu, X. Cheng, J. Ma and S. Li, *ACS Catal.*, 2019, **9**, 10142–10151.
- 84 (a) W. A. Nugent and R. J. McKinney, *J. Org. Chem.*, 1985, **50**, 5370–5372; (b) X. Fang, P. Yu and B. Morandi, *Science*, 2016, **351**, 832–836.
- 85 L. Song, N. Fu, B. G. Ernst, W. H. Lee, M. O. Frederick, R. A. DiStasio and S. Lin, *Nat. Chem.*, 2020, **12**, 747–754.
- 86 (a) V. K. Sharma, J. S. Aulakh and A. K. Malik, *J. Environ. Monit.*, 2003, **5**, 717–723; (b) V. Mancini and G. Romanazzi, *Pest Manage. Sci.*, 2014, **70**, 860–868.
- 87 J. V. Alphen, *Rubber Chemicals*, D. Reidel Publishing Company, 1973. pp. 128–148.
- 88 O. M. Mulina, E. D. Bokova, M. M. Doronin and A. O. Terent'ev, *ACS Agric. Sci. Technol.*, 2023, **3**, 720–724.
- 89 (a) R. Long, J. Huang, J. Gong and Z. Yang, *Nat. Prod. Rep.*, 2015, **32**, 1584–1601; (b) L. Verotta, T. Pilati, M. Tato, E. Elisabetsky, T. A. Amador and D. S. Nunes, *J. Nat. Prod.*, 1998, **61**, 392–396.
- 90 S. Sharma, S. Shaheeda, K. Shaw, A. Bisai and A. Paul, *ACS Catal.*, 2023, **13**, 2118–2134.
- 91 O. Achmatowicz, P. Bukowski, B. Szechner, Z. Zwierzchowska and A. Zamojski, *Tetrahedron*, 1971, **27**, 1973–1996.
- 92 M. P. Georgiadis and E. A. Couladouros, *J. Org. Chem.*, 1986, **51**, 2725–2727.
- 93 M. P. Georgiadis, E. A. Couladouros, M. G. Polissiou, S. E. Fililpakis, D. Mentzafos and A. Terzis, *J. Org. Chem.*, 1982, **47**, 3054–3058.
- 94 B. M. Adger, C. Barrett, J. Brennan, M. A. McKerverey and R. W. Murray, *J. Chem. Soc. Chem. Commun.*, 1991, 1553–1554.
- 95 D. Thiel, D. Doknić and J. Deska, *Nat. Commun.*, 2014, **5**, 1–7.
- 96 X. Liu, B. Li, G. Han, X. Liu, Z. Cao, D. Jiang and Y. Sun, *Nat. Commun.*, 2021, **12**, 1868.
- 97 (a) D. Li, Z. Xiao, T. B. Aftab and S. Xu, *Environ. Eng. Sci.*, 2018, **35**, 1151–1164; (b) L. Alves, L. I. V. Holz, C. Fernandes, P. Ribeirinha, D. Mendes, D. P. Fagg and

- A. Mendes, *Renewable Sustainable Energy Rev.*, 2022, **155**, 111916.
- 98 J. Xian, S. Li, H. Su, P. Liao, S. Wang, Y. Zhang, W. Yang, J. Yang, Y. Sun, Y. Jia, Q. Liu, Q. Liu and G. Li, *Angew. Chem., Int. Ed.*, 2023, **62**, e202304007.
- 99 J. R. Box, A. P. Atkins and A. J. J. Lennox, *Chem. Sci.*, 2021, **12**, 10252–10258.
- 100 L. M. Barton, L. Chen, D. G. Blackmond and P. S. Baran, *Proc. Natl. Acad. Sci. U. S. A.*, 2021, **118**, e2109408118.
- 101 W. Yao, K. Lv, Z. Xie, H. Qiu and M. Ma, *J. Org. Chem.*, 2023, **88**, 2296–2305.
- 102 (a) D. B. Grotjahn, S. Van, D. Combs, D. A. Lev, C. Schneider, M. Rideout, C. Meyer, G. Hernandez and L. Mejorado, *J. Org. Chem.*, 2002, **67**, 9200–9209; (b) S. T. Heller and S. R. Natarajan, *Org. Lett.*, 2006, **8**, 2675–2678.
- 103 (a) B. V. Lyalin, V. L. Sigacheva, A. S. Kudinova, S. V. Neverov, V. A. Kokorekin and V. A. Petrosyan, *Molecules*, 2021, **26**, 4749; (b) B. V. Lyalin, V. A. Petrosyan and B. I. Ugrak, *Russ. J. Electrochem.*, 2008, **44**, 1320–1326.
- 104 B. V. Lyalin and V. A. Petrosyan, *Chem. Heterocycl. Compd.*, 2014, **49**, 1599–1610.
- 105 S. Zandi and F. Nikpour, *Z. Naturforsch., B: J. Chem. Sci.*, 2022, **77**, 35.
- 106 B. V. Lyalin and V. A. Petrosyan, *Russ. Chem. Bull.*, 2014, **63**, 360–367.
- 107 S. Hoffamn, M. Linden, J. Neuner, F. N. Weber and S. R. Waldvogel, *Org. Biomol. Chem.*, 2023, **21**, 4694–4701.
- 108 M. Linden, S. Hofmann, A. Herman, N. Ehler, R. M. Bär and S. R. Waldvogel, *Angew. Chem., Int. Ed.*, 2023, **62**, e202214820.